



## Longwood Fire Company EMS Report 2020

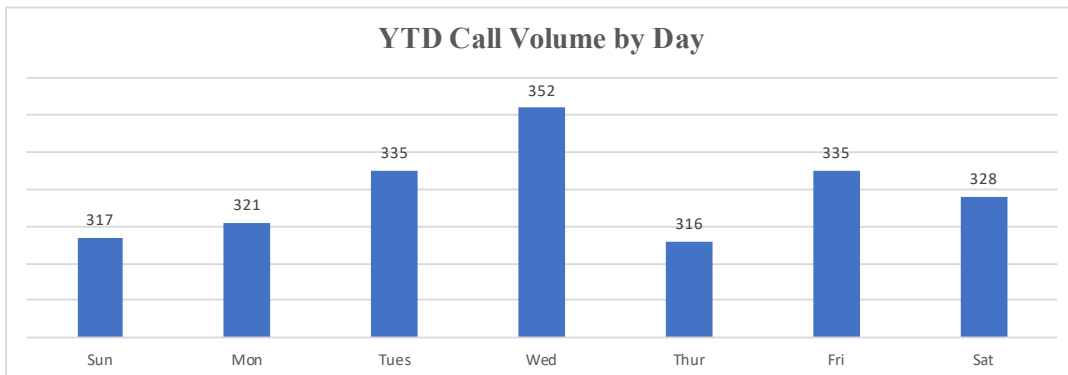
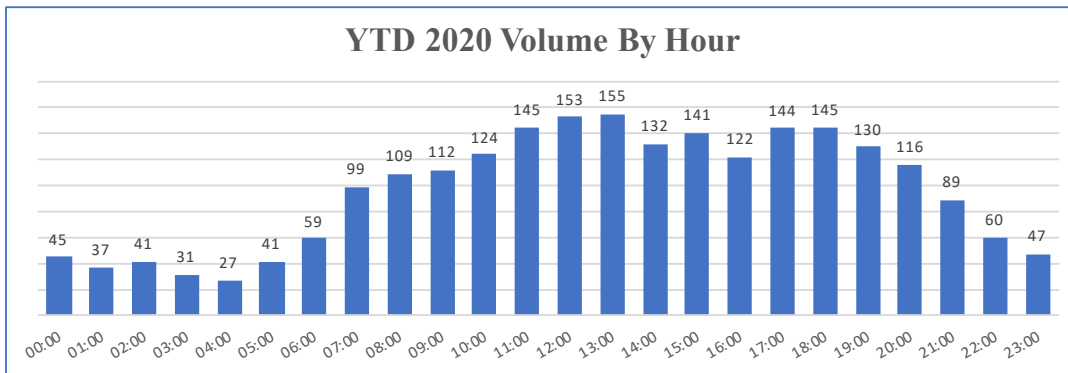


District Total	JAN	FEB	MAR	APR	MAY	JUN	JUL	AUG	SEPT	OCT	NOV	DEC	TOTAL	YTD %
Kennett Sqaure	29	12	27	11	23	25	31	23	12	22	22	31	268	12%
Kennett Township	50	42	38	34	23	33	44	56	40	53	81	44	538	24%
Pocopson	39	32	36	28	22	26	41	34	26	33	34	27	378	17%
East Marlborough	53	42	39	30	45	25	45	43	48	44	34	62	510	23%
Pennsbury Township	24	29	24	21	15	27	21	29	17	30	23	33	293	13%
Newlin	0	2	4	0	3	7	1	6	3	6	4	13	49	2%
Aid Given	16	12	7	8	10	11	16	17	5	10	11	9	132	6%
Missed Calls	8	3	5	6	4	1	4	4	3	9	7	3	57	3%
<b>TOTAL</b>	<b>219</b>	<b>174</b>	<b>180</b>	<b>138</b>	<b>145</b>	<b>155</b>	<b>203</b>	<b>212</b>	<b>154</b>	<b>207</b>	<b>216</b>	<b>222</b>	<b>2225</b>	<b>100%</b>

Handled Outcomes	* Based on Charts written for Incidents													
BLS Transport	57	39	44	31	23	35	37	43	43	45	48	49	494	35%
ALS Transports	94	76	77	48	61	63	81	76	53	86	93	91	899	65%
<b>Total Transports</b>	<b>151</b>	<b>115</b>	<b>121</b>	<b>79</b>	<b>84</b>	<b>98</b>	<b>118</b>	<b>119</b>	<b>96</b>	<b>131</b>	<b>141</b>	<b>140</b>	<b>1393</b>	<b>63%</b>
Refusals	22	19	19	18	29	20	29	32	14	27	25	32	286	13%
No Services	20	11	13	13	17	11	20	32	13	14	18	16	198	9%
Recalled	22	25	19	17	20	24	29	27	27	28	29	33	300	13%
Other	11	8	3	8	7	7	10	7	7	9	2	10	89	4%
<b>Non Trans. Total</b>	<b>75</b>	<b>63</b>	<b>54</b>	<b>56</b>	<b>73</b>	<b>62</b>	<b>88</b>	<b>98</b>	<b>61</b>	<b>78</b>	<b>74</b>	<b>91</b>	<b>873</b>	<b>39%</b>
Total Volume	226	178	175	135	157	160	206	217	157	209	215	231	2266	
Scheduled EMS Event	11	2	1	0	0	0	0	0	0	1	4	19	38	

Yearly Call Trends					
Year	2017	2018	2019	2020(YTD)	
Total Calls	2231	2278	2403	2225	



Response Time Averages (December) **Reported in Minutes**					
Dispatch to Enroute	Enroute to Onscene	Dispatch to Onscene	Onscene Time	Transport Time	Dispatch to Available
1.93	6.58	8.35	18.09	23.13	65
Max 4	Max 15	Max 25		Max 90	Max 150

ALS vs BLS Dispatch *		
	Total	%
BLS	111	50%
ALS	111	50%
Total	222	100%
*25 Doesn't Track		

BLS Cover Units	
Agency	Total
Kennett	1
Avondale	1
Westwood	1
West Grove	0

ALS Cover Units	
Agency	Total
SCCEMS 94-1	0
SCCEMS 94-2	0
Good Fellowship	0
Concordville	0
New Castle	0

Missed Calls YTD	
Call Sequence	Total
2nd Call	29
3rd Call	28
4th Call	0
5th Call	0

Common Place Incidents		
Name	Total	%
Brandywine Assisted	15	7%
Friends Home	5	2%
Pocopson Home	6	3%
Crosslands	7	3%
Kendal	8	4%
Longwood Gardens	1	0%
Chester County Prison	13	6%
Total	55	25%

Call Types YTD		
Group	Count	Pct
ALS - Abdominal Pain	22	2.3
ALS - Allergic/Med Reaction	20	0.9
ALS - Assault w/Injury	2	0.1
ALS - Back Pain	6	0.3
ALS - CVA/Stroke	88	3.8
ALS - Cardiac Problems	245	10.6
ALS - Cardiac/Resp Arrest	46	2.0
ALS - Choking	8	0.3
ALS - Diabetic Emergency	27	1.2
ALS - Emotional Disorder	16	0.7
ALS - Equestrian Injury	1	0.0
ALS - Exposure to Heat/Cold	4	0.2
ALS - Fall	79	3.4
ALS - Hemorrhaging	26	1.1
ALS - Hypotension	31	1.3
ALS - Injured Person	20	0.9
ALS - Maternity/Labor Pains	2	0.1
ALS - Overdose	42	1.8
ALS - Respiratory Difficulty	218	9.5
ALS - Seizures	43	1.9
ALS - Shooting	6	0.3
ALS - Syncope	57	2.5
ALS - Unconscious Person	21	0.9
ALS - Unresponsive Person	53	2.3
Accident - ALS	32	1.4
Accident - BLS	107	4.6
Accident - Entrapment	8	0.3
Accident - Involving Fire	4	0.2
Accident - Pedestrian	6	0.3
Alarm - BLS Medical	32	1.4
Alarm - Carbon Monoxide	23	1.0
BLS - Abdominal Pain	2	0.1
BLS - Allergic/Med Reaction	57	2.5
BLS - Assault w/Injury	6	0.3
BLS - Back Pain	24	1.0
BLS - DCA	20	0.9
BLS - Emotional Disorder	52	2.3
BLS - Equestrian Injury	1	0.0
BLS - Exposure to Heat/Cold	1	0.0
BLS - Fall / L/R Assist	221	9.6
BLS - Hemorrhaging	28	1.2
BLS - Injured Person	92	4.0
BLS - Maternity/Labor Pain	5	0.2
BLS - Overdose	13	0.6
BLS - Seizures	5	0.2
BLS - Sick Person	243	10.5
BLS - Syncope	14	0.6
BLS - Unknown Nature	27	1.2
EMS - Non-Emergency Trans	1	0.0
EMS - Stand By - Event	50	2.2
EMS - Stand By - Fire	58	2.5
EMS Assist	1	0.0
EMS Relocate	5	0.2
Fire - Hazmat	8	0.3
Fire - Industrial Accident	1	0.0
Fire - Other Type Rescue	7	0.3
Fire - Water Rescue	16	0.7
L/R Assist - No Injury	2	0.1
Sick Person	10	0.4
Stand By - EMS	5	0.2
<b>Total:</b>	<b>2304</b>	

Special Activities Report
<b>Car Seat Inspections: 7</b>
*We are accepting appts for checks*
<b>Training Provided:</b>
<b>Staff Training:</b>
12/3 Annual Medical Command Staff Training (14 Employees)
<b>Special Events Details:</b>
<b>Community Outreach:</b>
<b>Longwood Gardens Event Hrs: = 187</b>

# Longwood Fire Company

Kennett Square, PA

This report was generated on 1/7/2021 2:48:17 PM



## Incident Count by Weekday and Hour for Zone for Shift for Date Range

Personnel: All Personnel | Shift(s): All Shifts | Zone: All Zones | Start Date: 12/01/2020 | End Date: 12/31/2020

Hour	Sun	Mon	Tue	Wed	Thu	Fri	Sat
00:00	0	0	0	0	0	0	0
01:00	0	0	0	0	0	0	0
02:00	0	0	0	0	0	0	0
03:00	0	0	0	0	0	0	0
04:00	0	0	0	0	0	0	0
05:00	0	0	0	0	0	0	0
06:00	0	0	0	0	0	0	1
07:00	0	0	0	0	0	0	0
08:00	0	0	0	0	1	1	0
09:00	0	1	1	0	1	0	0
10:00	0	0	1	0	0	0	1
11:00	0	0	1	0	1	0	0
12:00	1	0	0	0	1	1	0
13:00	0	0	0	0	2	1	1
14:00	0	0	2	0	0	0	0
15:00	0	0	0	1	0	0	2
16:00	0	1	1	3	1	0	0
17:00	0	1	0	0	1	0	0
18:00	0	1	1	1	0	0	0
19:00	0	0	2	1	0	1	1
20:00	0	0	0	1	1	0	0
21:00	1	0	0	0	1	0	1
22:00	0	0	0	0	0	0	0
23:00	0	1	0	0	2	0	0
Total Responses for Day	2	5	9	7	12	4	7
% of Responses for Day	50.00%	20.00%	22.22%	42.86%	16.67%	25.00%	28.57%
% of Responses for Week	4.35%	10.87%	19.57%	15.22%	26.09%	8.70%	15.22%

Hour	Total per Hour	Percent
00:00	0	0.00%
01:00	0	0.00%
02:00	0	0.00%
03:00	0	0.00%
04:00	0	0.00%
05:00	0	0.00%
06:00	1	2.17%
07:00	0	0.00%
08:00	2	4.35%
09:00	3	6.52%
10:00	2	4.35%
11:00	2	4.35%
12:00	3	6.52%
13:00	4	8.70%
14:00	2	4.35%
15:00	3	6.52%
16:00	6	13.04%
17:00	2	4.35%
18:00	3	6.52%
19:00	5	10.87%
20:00	2	4.35%
21:00	3	6.52%
22:00	0	0.00%
23:00	3	6.52%
Total	46	100.00%

Incident Count by Weekday and Hour for Zone, for Shift and Date Range. Zone information is defined on the Basic Info 3 screen of an incident. Only REVIEWED incidents included. Maximum call volumes for each day are shown with a RED background, and maximum call volumes for each hour are shown with a BLUE background. "% of Responses for Day" indicates the maximum hourly call volume as percentage of total calls for the day of the week. "% of Responses for Week" indicates the total number of calls for the day of the week as a percentage of total calls.

# Longwood Fire Company

Kennett Square, PA

This report was generated on 1/7/2021 2:47:01 PM



## Incident Type Count per Municipality per Station for Date Range

Start Date: 12/01/2020 | End Date: 12/31/2020

INCIDENT TYPE	# INCIDENTS
<b>MUNICIPALITY: BIRMINGHAM (TOWNSHIP OF)</b>	
<b>Station 25 - Station 25:</b>	
363 - Swift water rescue	1
445 - Arcing, shorted electrical equipment	1
<b># Incidents for 25 - Station 25:</b>	<b>2</b>
<b># INCIDENTS FOR BIRMINGHAM (TOWNSHIP OF):</b>	<b>2</b>

<b>MUNICIPALITY: CHADDS FORD</b>	
<b>Station 25 - Station 25:</b>	
611 - Dispatched & cancelled en route	1
<b># Incidents for 25 - Station 25:</b>	<b>1</b>
<b># INCIDENTS FOR CHADDS FORD:</b>	<b>1</b>

<b>MUNICIPALITY: CONCORD (TOWNSHIP OF)</b>	
<b>Station 25 - Station 25:</b>	
311 - Medical assist, assist EMS crew	1
412 - Gas leak (natural gas or LPG)	2
<b># Incidents for 25 - Station 25:</b>	<b>3</b>
<b># INCIDENTS FOR CONCORD (TOWNSHIP OF):</b>	<b>3</b>

<b>MUNICIPALITY: EAST MARLBOROUGH (TOWNSHIP OF)</b>	
<b>Station 25 - Station 25:</b>	
311 - Medical assist, assist EMS crew	5
322 - Motor vehicle accident with injuries	1
350 - Extrication, rescue, other	1
412 - Gas leak (natural gas or LPG)	1
445 - Arcing, shorted electrical equipment	1
553 - Public service	1
733 - Smoke detector activation due to malfunction	1
743 - Smoke detector activation, no fire - unintentional	2
746 - Carbon monoxide detector activation, no CO	1
<b># Incidents for 25 - Station 25:</b>	<b>14</b>
<b># INCIDENTS FOR EAST MARLBOROUGH (TOWNSHIP OF):</b>	<b>14</b>

Only REVIEWED incidents included.



INCIDENT TYPE	# INCIDENTS
<b>MUNICIPALITY: ELK (TOWNSHIP OF)</b>	
<b>Station 25 - Station 25:</b>	
611 - Dispatched & cancelled en route	1
<b># Incidents for 25 - Station 25:</b>	<b>1</b>
<b># INCIDENTS FOR ELK (TOWNSHIP OF):</b>	<b>1</b>

<b>MUNICIPALITY: GREENVILLE</b>	
<b>Station 25 - Station 25:</b>	
611 - Dispatched & cancelled en route	1
<b># Incidents for 25 - Station 25:</b>	<b>1</b>
<b># INCIDENTS FOR GREENVILLE:</b>	<b>1</b>

<b>MUNICIPALITY: KENNETT (TOWNSHIP OF)</b>	
<b>Station 25 - Station 25:</b>	
114 - Chimney or flue fire, confined to chimney or flue	2
116 - Fuel burner/boiler malfunction, fire confined	1
311 - Medical assist, assist EMS crew	2
412 - Gas leak (natural gas or LPG)	1
444 - Power line down	2
735 - Alarm system sounded due to malfunction	1
745 - Alarm system activation, no fire - unintentional	1
<b># Incidents for 25 - Station 25:</b>	<b>10</b>
<b># INCIDENTS FOR KENNETT (TOWNSHIP OF):</b>	<b>10</b>

<b>MUNICIPALITY: NEW GARDEN (TOWNSHIP OF)</b>	
<b>Station 25 - Station 25:</b>	
111 - Building fire	1
171 - Cultivated grain or crop fire	1
571 - Cover assignment, standby, moveup	1
<b># Incidents for 25 - Station 25:</b>	<b>3</b>
<b># INCIDENTS FOR NEW GARDEN (TOWNSHIP OF):</b>	<b>3</b>

<b>MUNICIPALITY: NEWLIN (TOWNSHIP OF)</b>	
<b>Station 25 - Station 25:</b>	
240 - Explosion (no fire), other	1
<b># Incidents for 25 - Station 25:</b>	<b>1</b>
<b># INCIDENTS FOR NEWLIN (TOWNSHIP OF):</b>	<b>1</b>

Only REVIEWED incidents included.

INCIDENT TYPE	# INCIDENTS
<b>MUNICIPALITY: PENNSBURY (TOWNSHIP OF)</b>	
<b>Station 25 - Station 25:</b>	
311 - Medical assist, assist EMS crew	1
324 - Motor vehicle accident with no injuries.	1
561 - Unauthorized burning	1
744 - Detector activation, no fire - unintentional	1
745 - Alarm system activation, no fire - unintentional	1
<b># Incidents for 25 - Station 25:</b>	<b>5</b>
<b># INCIDENTS FOR PENNSBURY (TOWNSHIP OF):</b>	<b>5</b>

<b>MUNICIPALITY: POCOPSON (TOWNSHIP OF)</b>	
<b>Station 25 - Station 25:</b>	
311 - Medical assist, assist EMS crew	1
444 - Power line down	1
733 - Smoke detector activation due to malfunction	2
<b># Incidents for 25 - Station 25:</b>	<b>4</b>
<b># INCIDENTS FOR POCOPSON (TOWNSHIP OF):</b>	<b>4</b>

<b>MUNICIPALITY: ROCKLAND</b>	
<b>Station 25 - Station 25:</b>	
611 - Dispatched & cancelled en route	1
<b># Incidents for 25 - Station 25:</b>	<b>1</b>
<b># INCIDENTS FOR ROCKLAND:</b>	<b>1</b>

Only REVIEWED incidents included.

# Longwood Fire Company

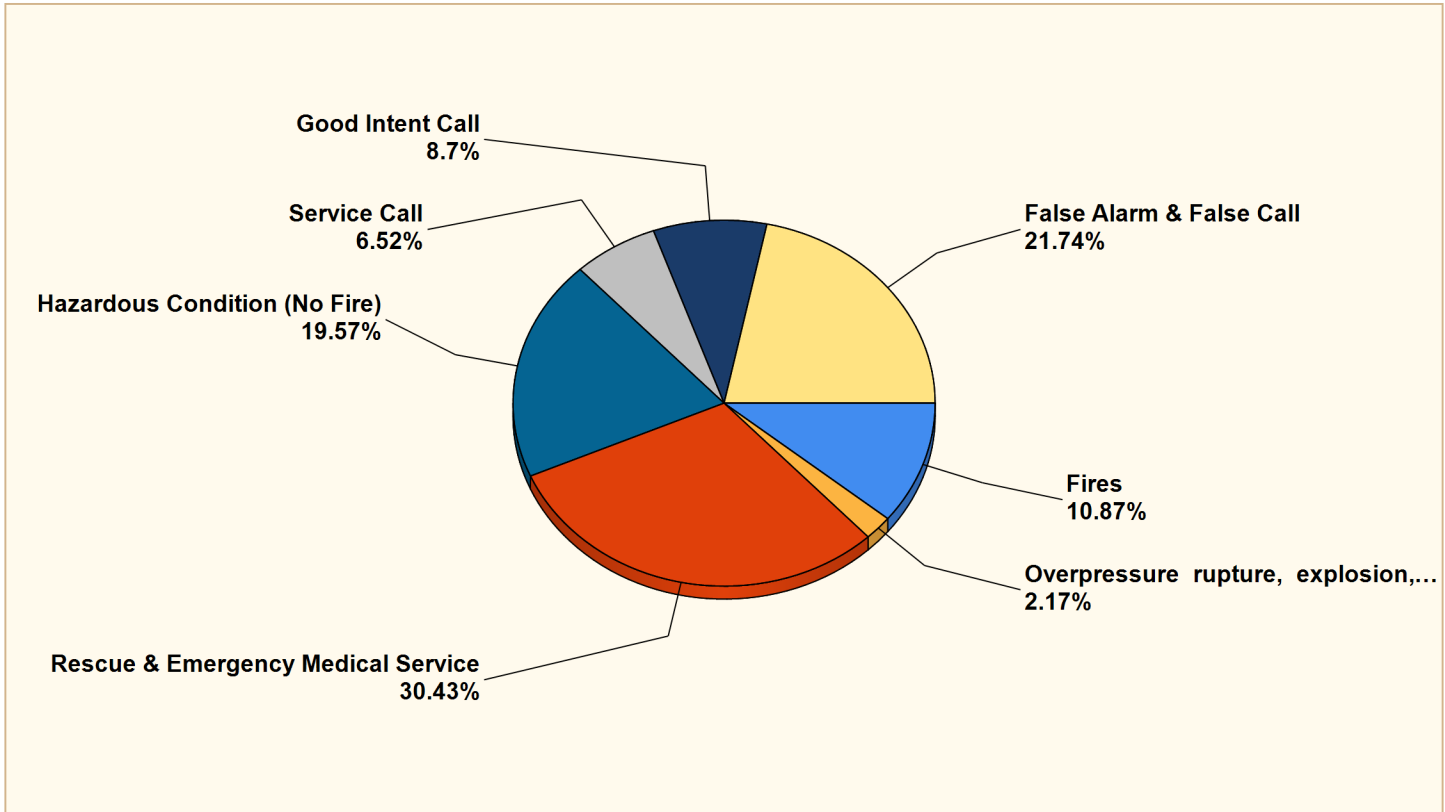
Kennett Square, PA

This report was generated on 1/7/2021 2:43:20 PM



## Breakdown by Major Incident Types for Date Range

Zone(s): All Zones | Start Date: 12/01/2020 | End Date: 12/31/2020



MAJOR INCIDENT TYPE	# INCIDENTS	% of TOTAL
Fires	5	10.87%
Overpressure rupture, explosion, overheating - no fire	1	2.17%
Rescue & Emergency Medical Service	14	30.43%
Hazardous Condition (No Fire)	9	19.57%
Service Call	3	6.52%
Good Intent Call	4	8.7%
False Alarm & False Call	10	21.74%
<b>TOTAL</b>	<b>46</b>	<b>100%</b>

Only REVIEWED and/or LOCKED IMPORTED incidents are included. Summary results for a major incident type are not displayed if the count is zero.



### Detailed Breakdown by Incident Type

INCIDENT TYPE	# INCIDENTS	% of TOTAL
111 - Building fire	1	2.17%
114 - Chimney or flue fire, confined to chimney or flue	2	4.35%
116 - Fuel burner/boiler malfunction, fire confined	1	2.17%
171 - Cultivated grain or crop fire	1	2.17%
240 - Explosion (no fire), other	1	2.17%
311 - Medical assist, assist EMS crew	10	21.74%
322 - Motor vehicle accident with injuries	1	2.17%
324 - Motor vehicle accident with no injuries.	1	2.17%
350 - Extrication, rescue, other	1	2.17%
363 - Swift water rescue	1	2.17%
412 - Gas leak (natural gas or LPG)	4	8.7%
444 - Power line down	3	6.52%
445 - Arcing, shorted electrical equipment	2	4.35%
553 - Public service	1	2.17%
561 - Unauthorized burning	1	2.17%
571 - Cover assignment, standby, moveup	1	2.17%
611 - Dispatched & cancelled en route	4	8.7%
733 - Smoke detector activation due to malfunction	3	6.52%
735 - Alarm system sounded due to malfunction	1	2.17%
743 - Smoke detector activation, no fire - unintentional	2	4.35%
744 - Detector activation, no fire - unintentional	1	2.17%
745 - Alarm system activation, no fire - unintentional	2	4.35%
746 - Carbon monoxide detector activation, no CO	1	2.17%
<b>TOTAL INCIDENTS:</b>	<b>46</b>	<b>100%</b>

Only REVIEWED and/or LOCKED IMPORTED incidents are included. Summary results for a major incident type are not displayed if the count is zero.





# Longwood Fire Company

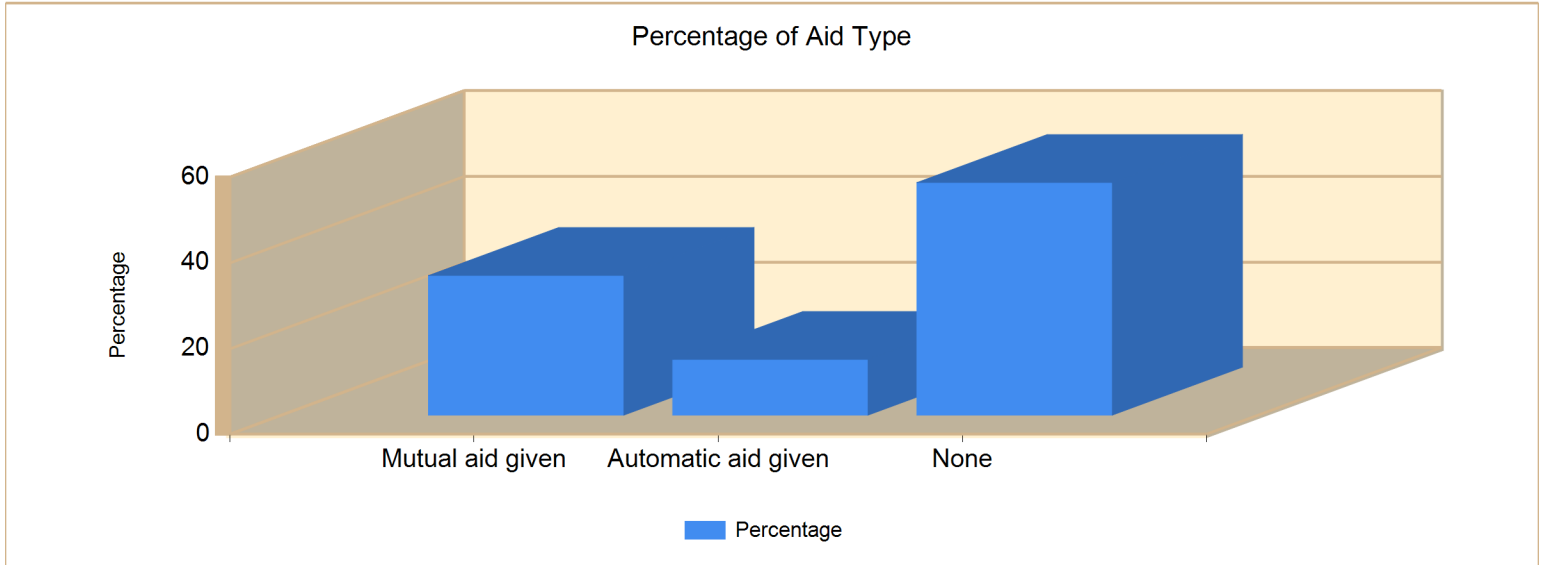
Kennett Square, PA

This report was generated on 1/7/2021 2:44:04 PM



## Count of Aid Given and Received for Incidents for Date Range

Start Date: 12/01/2020 | End Date: 12/31/2020



AID TYPE	TOTAL	% of TOTAL
Mutual aid given	15	32.6%
Automatic aid given	6	13.0%
None	25	54.3%

Only REVIEWED incidents included

