



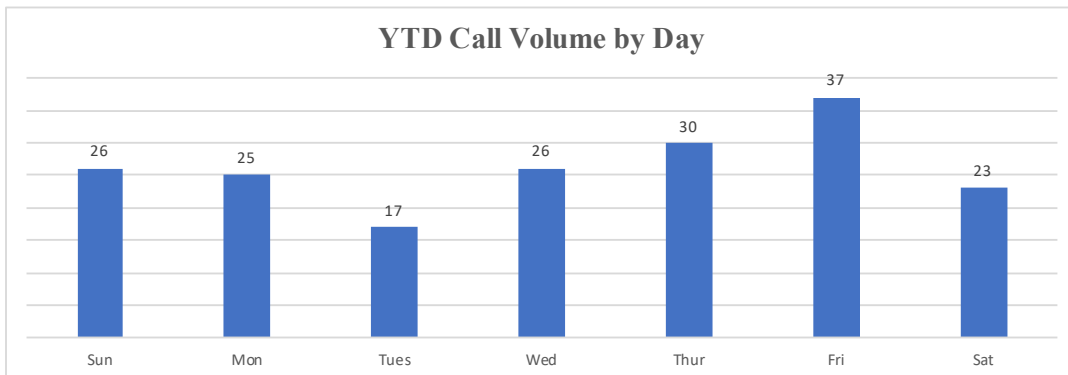
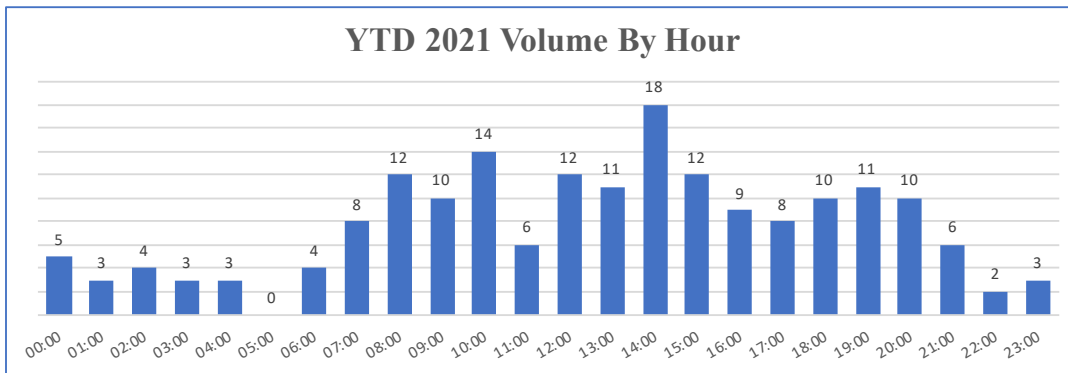
Longwood Fire Company EMS Report 2021



District Total	JAN	FEB	MAR	APR	MAY	JUN	JUL	AUG	SEPT	OCT	NOV	DEC	TOTAL	YTD %
Kennett Sqaure	28												28	17%
Kennett Township	39												39	23%
Pocopson	36												36	21%
East Marlborough	36												36	21%
Pennsbury Township	16												16	9%
Newlin	3												3	2%
Aid Given	6												6	4%
Missed Calls	5												5	3%
TOTAL	169	0	0	0	0	0	0	0	0	0	0	0	169	100%

Handled Outcomes	* Based on Charts written for Incidents													
BLS Transport	47												47	44%
ALS Transports	60												60	56%
Total Transports	107	0	0	0	0	0	0	0	0	0	0	0	107	63%
Refusals	19												19	11%
No Services	17												17	10%
Recalled	28												28	17%
Other	4												4	2%
Non Trans. Total	68	0	0	0	0	0	0	0	0	0	0	0	68	40%
Total Volume	175	0	0	0	0	0	0	0	0	0	0	0	175	
Scheduled EMS Event	9	0	0	0	0	0	0	0	0	0	0	0	9	

Yearly Call Trends					
Year	2018	2019	2020	2021(YTD)	
Total Calls	2278	2403	2225	169	



Response Time Averages (December) **Reported in Minutes**					
Dispatch to Enroute	Enroute to Onscene	Dispatch to Onscene	Onscene Time	Transport Time	Dispatch to Available
2.01	5.79	7.42	18.4	21.37	61.9
Max 4	Max 15	Max 25		Max 90	Max 150

ALS vs BLS Dispatch *		
	Total	%
BLS	86	50%
ALS	87	50%
Total	173	100%
*25 Doesn't Track		

BLS Cover Units	
Agency	Total
Kennett	4
Avondale	1
GFAC	0
West Grove	0

ALS Cover Units	
SCCEMS 94-1	0
SCCEMS 94-2	1
Good Fellowship	0
Concordville	0
New Castle	0

Missed Calls YTD	
Call Sequence	Total
2nd Call	4
3rd Call	1
4th Call	0
5th Call	0

Common Place Incidents		
Name	Total	%
Brandywine Assisted	6	3%
Friends Home	4	2%
Pocopson Home	17	10%
Crosslands	8	5%
Kendal	8	5%
Longwood Gardens	2	1%
Chester County Prison	9	5%
Total	54	31%

Call Types YTD		
Criteria		
Date From: 01/01/2021		
Date To: 01/31/2021		
ALL by Medical Category		
Group	Count	Pct
ALS - Abdominal Pain	3	1.6
ALS - Allergic/Med Reaction	1	0.5
ALS - Assault w/Injury	1	0.5
ALS - CVA/Stroke	12	6.5
ALS - Cardiac Problems	9	4.9
ALS - Cardiac/Resp Arrest	2	1.1
ALS - Emotional Disorder	3	1.6
ALS - Fall	5	2.7
ALS - Hemorrhaging	3	1.6
ALS - Hypotension	5	2.7
ALS - Injured Person	1	0.5
ALS - Maternity/Labor Pains	1	0.5
ALS - Overdose	1	0.5
ALS - Respiratory Difficulty	18	9.8
ALS - Seizures	3	1.6
ALS - Syncope	6	3.3
ALS - Unconscious Person	3	1.6
ALS - Unresponsive Person	1	0.5
Accident - ALS	4	2.2
Accident - BLS	12	6.5
Accident - Entrapment	5	2.7
Alarm - BLS Medical	1	0.5
Alarm - Carbon Monoxide	1	0.5
BLS - Abdominal Pain	3	1.6
BLS - Allergic/Med Reaction	1	0.5
BLS - Back Pain	4	2.2
BLS - DOA	2	1.1
BLS - Emotional Disorder	1	0.5
BLS - Fall / Lift Assist	20	10.9
BLS - Hemorrhaging	3	1.6
BLS - Injured Person	5	2.7
BLS - Sick Person	23	12.5
BLS - Syncope	1	0.5
BLS - Unknown Nature	1	0.5
EMS - Stand By - Event	11	6.0
EMS - Stand By - Fire	5	2.7
Fire - Other Type Rescue	2	1.1
Fire - Water Rescue	1	0.5
Total:	184	

Special Activities Report
Car Seat Inspections: 2
We are accepting appts for checks
Training Provided:
Staff Training:
Special Events Details:
Community Outreach:
Toy drive for Christmas to Benefit Tick Tock Early Learning
Longwood Gardens Event Hrs: = 73

Longwood Fire Company

Kennett Square, PA

This report was generated on 2/5/2021 11:39:27 AM



Incident Count by Weekday and Hour for Zone for Shift for Date Range

Personnel: All Personnel | Shift(s): All Shifts | Zone: All Zones | Start Date: 01/01/2021 | End Date: 01/31/2021

Hour	Sun	Mon	Tue	Wed	Thu	Fri	Sat
00:00	0	0	0	0	0	0	0
01:00	0	0	0	0	0	1	0
02:00	0	0	0	0	0	0	0
03:00	0	0	0	0	0	0	0
04:00	0	0	0	0	0	0	1
05:00	0	0	0	0	0	0	0
06:00	1	1	0	0	0	0	0
07:00	0	0	0	0	0	0	0
08:00	0	0	0	0	2	0	0
09:00	0	0	0	2	0	1	0
10:00	0	1	1	0	0	1	0
11:00	0	0	0	0	1	0	0
12:00	1	0	0	1	0	2	0
13:00	2	0	0	0	0	0	1
14:00	2	0	1	0	1	2	1
15:00	1	1	1	0	0	1	0
16:00	0	0	0	1	0	3	0
17:00	0	0	0	0	1	0	1
18:00	0	1	3	2	0	0	0
19:00	0	1	1	0	1	2	0
20:00	0	0	0	0	0	0	1
21:00	0	0	0	0	0	0	0
22:00	1	0	0	0	1	0	0
23:00	0	0	0	0	0	0	0
Total Responses for Day	8	5	7	6	7	13	5
% of Responses for Day	25.00%	20.00%	42.86%	33.33%	28.57%	23.08%	20.00%
% of Responses for Week	15.69%	9.80%	13.73%	11.76%	13.73%	25.49%	9.80%

Hour	Total per Hour	Percent
00:00	0	0.00%
01:00	1	1.96%
02:00	0	0.00%
03:00	0	0.00%
04:00	1	1.96%
05:00	0	0.00%
06:00	2	3.92%
07:00	0	0.00%
08:00	2	3.92%
09:00	3	5.88%
10:00	3	5.88%
11:00	1	1.96%
12:00	4	7.84%
13:00	3	5.88%
14:00	7	13.73%
15:00	4	7.84%
16:00	4	7.84%
17:00	2	3.92%
18:00	6	11.76%
19:00	5	9.80%
20:00	1	1.96%
21:00	0	0.00%
22:00	2	3.92%
23:00	0	0.00%
Total	51	100.00%

Incident Count by Weekday and Hour for Zone, for Shift and Date Range. Zone information is defined on the Basic Info 3 screen of an incident. Only REVIEWED incidents included. Maximum call volumes for each day are shown with a RED background, and maximum call volumes for each hour are shown with a BLUE background. "% of Responses for Day" indicates the maximum hourly call volume as percentage of total calls for the day of the week. "% of Responses for Week" indicates the total number of calls for the day of the week as a percentage of total calls.

Longwood Fire Company

Kennett Square, PA

This report was generated on 2/5/2021 11:42:11 AM



Incident Type Count per Municipality per Station for Date Range

Start Date: 01/01/2021 | End Date: 01/31/2021

INCIDENT TYPE	# INCIDENTS
MUNICIPALITY: BIRMINGHAM (TOWNSHIP OF)	
Station 25 - Station 25:	
611 - Dispatched & cancelled en route	1
# Incidents for 25 - Station 25:	1
# INCIDENTS FOR BIRMINGHAM (TOWNSHIP OF):	1

MUNICIPALITY: CONCORD (TOWNSHIP OF)	
Station 25 - Station 25:	
111 - Building fire	1
322 - Motor vehicle accident with injuries	1
600 - Good intent call, other	1
745 - Alarm system activation, no fire - unintentional	1
# Incidents for 25 - Station 25:	4
# INCIDENTS FOR CONCORD (TOWNSHIP OF):	4

MUNICIPALITY: EAST MARLBOROUGH (TOWNSHIP OF)	
Station 25 - Station 25:	
141 - Forest, woods or wildland fire	1
311 - Medical assist, assist EMS crew	3
322 - Motor vehicle accident with injuries	3
324 - Motor vehicle accident with no injuries.	3
352 - Extrication of victim(s) from vehicle	1
353 - Removal of victim(s) from stalled elevator	1
442 - Overheated motor	1
553 - Public service	1
733 - Smoke detector activation due to malfunction	1
745 - Alarm system activation, no fire - unintentional	1
# Incidents for 25 - Station 25:	16
# INCIDENTS FOR EAST MARLBOROUGH (TOWNSHIP OF):	16

Only REVIEWED incidents included.



INCIDENT TYPE	# INCIDENTS
MUNICIPALITY: GREENVILLE	
Station 25 - Station 25:	
611 - Dispatched & cancelled en route	1
# Incidents for 25 - Station 25:	1
# INCIDENTS FOR GREENVILLE:	1

MUNICIPALITY: KENNETT (TOWNSHIP OF)	
Station 25 - Station 25:	
131 - Passenger vehicle fire	1
311 - Medical assist, assist EMS crew	1
324 - Motor vehicle accident with no injuries.	1
412 - Gas leak (natural gas or LPG)	1
571 - Cover assignment, standby, moveup	1
622 - No incident found on arrival at dispatch address	1
651 - Smoke scare, odor of smoke	1
745 - Alarm system activation, no fire - unintentional	1
# Incidents for 25 - Station 25:	8
# INCIDENTS FOR KENNETT (TOWNSHIP OF):	8

MUNICIPALITY: KENNETT SQUARE	
Station 25 - Station 25:	
111 - Building fire	2
# Incidents for 25 - Station 25:	2
# INCIDENTS FOR KENNETT SQUARE:	2

MUNICIPALITY: LONDON BRITAIN (TOWNSHIP OF)	
Station 25 - Station 25:	
611 - Dispatched & cancelled en route	1
# Incidents for 25 - Station 25:	1
# INCIDENTS FOR LONDON BRITAIN (TOWNSHIP OF):	1

MUNICIPALITY: NEW CASTLE (COUNTY)	
Station 25 - Station 25:	
622 - No incident found on arrival at dispatch address	1
# Incidents for 25 - Station 25:	1
# INCIDENTS FOR NEW CASTLE (COUNTY):	1

Only REVIEWED incidents included.

INCIDENT TYPE	# INCIDENTS
MUNICIPALITY: NEW GARDEN (TOWNSHIP OF)	
Station 25 - Station 25:	
111 - Building fire	1
611 - Dispatched & cancelled en route	2
# Incidents for 25 - Station 25:	3
# INCIDENTS FOR NEW GARDEN (TOWNSHIP OF):	3

MUNICIPALITY: PENNSBURY (TOWNSHIP OF)	
Station 25 - Station 25:	
131 - Passenger vehicle fire	1
143 - Grass fire	1
322 - Motor vehicle accident with injuries	1
412 - Gas leak (natural gas or LPG)	1
542 - Animal rescue	1
735 - Alarm system sounded due to malfunction	1
743 - Smoke detector activation, no fire - unintentional	2
746 - Carbon monoxide detector activation, no CO	1
# Incidents for 25 - Station 25:	9
# INCIDENTS FOR PENNSBURY (TOWNSHIP OF):	9

MUNICIPALITY: POCOPSON (TOWNSHIP OF)	
Station 25 - Station 25:	
324 - Motor vehicle accident with no injuries.	1
412 - Gas leak (natural gas or LPG)	1
551 - Assist police or other governmental agency	1
745 - Alarm system activation, no fire - unintentional	2
# Incidents for 25 - Station 25:	5
# INCIDENTS FOR POCOPSON (TOWNSHIP OF):	5

Only REVIEWED incidents included.

Longwood Fire Company

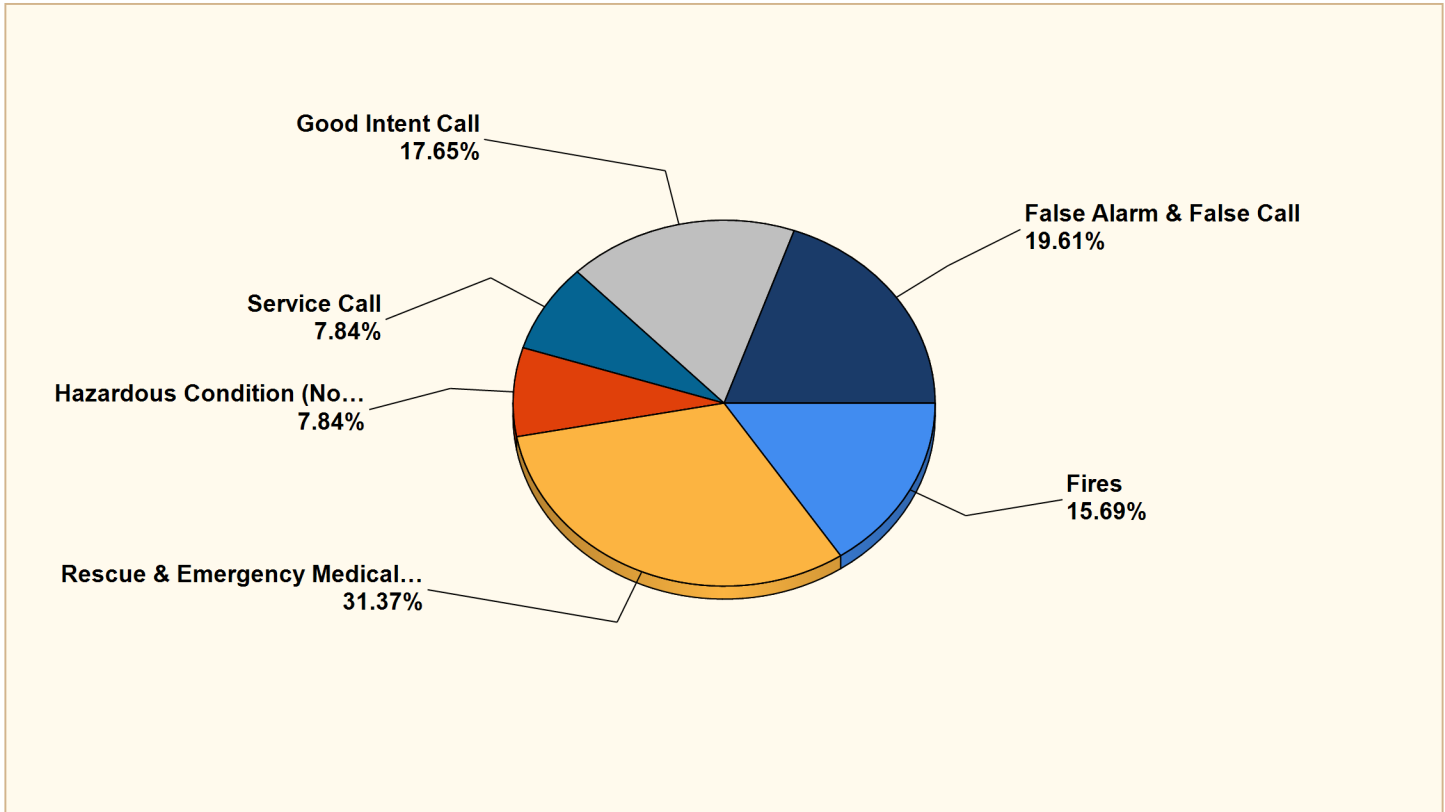
Kennett Square, PA

This report was generated on 2/5/2021 11:40:09 AM



Breakdown by Major Incident Types for Date Range

Zone(s): All Zones | Start Date: 01/01/2021 | End Date: 01/31/2021



MAJOR INCIDENT TYPE	# INCIDENTS	% of TOTAL
Fires	8	15.69%
Rescue & Emergency Medical Service	16	31.37%
Hazardous Condition (No Fire)	4	7.84%
Service Call	4	7.84%
Good Intent Call	9	17.65%
False Alarm & False Call	10	19.61%
TOTAL	51	100%

Only REVIEWED and/or LOCKED IMPORTED incidents are included. Summary results for a major incident type are not displayed if the count is zero.



Detailed Breakdown by Incident Type

INCIDENT TYPE	# INCIDENTS	% of TOTAL
111 - Building fire	4	7.84%
131 - Passenger vehicle fire	2	3.92%
141 - Forest, woods or wildland fire	1	1.96%
143 - Grass fire	1	1.96%
311 - Medical assist, assist EMS crew	4	7.84%
322 - Motor vehicle accident with injuries	5	9.8%
324 - Motor vehicle accident with no injuries.	5	9.8%
352 - Extrication of victim(s) from vehicle	1	1.96%
353 - Removal of victim(s) from stalled elevator	1	1.96%
412 - Gas leak (natural gas or LPG)	3	5.88%
442 - Overheated motor	1	1.96%
542 - Animal rescue	1	1.96%
551 - Assist police or other governmental agency	1	1.96%
553 - Public service	1	1.96%
571 - Cover assignment, standby, moveup	1	1.96%
600 - Good intent call, other	1	1.96%
611 - Dispatched & cancelled en route	5	9.8%
622 - No incident found on arrival at dispatch address	2	3.92%
651 - Smoke scare, odor of smoke	1	1.96%
733 - Smoke detector activation due to malfunction	1	1.96%
735 - Alarm system sounded due to malfunction	1	1.96%
743 - Smoke detector activation, no fire - unintentional	2	3.92%
745 - Alarm system activation, no fire - unintentional	5	9.8%
746 - Carbon monoxide detector activation, no CO	1	1.96%
TOTAL INCIDENTS:	51	100%

Only REVIEWED and/or LOCKED IMPORTED incidents are included. Summary results for a major incident type are not displayed if the count is zero.



Longwood Fire Company

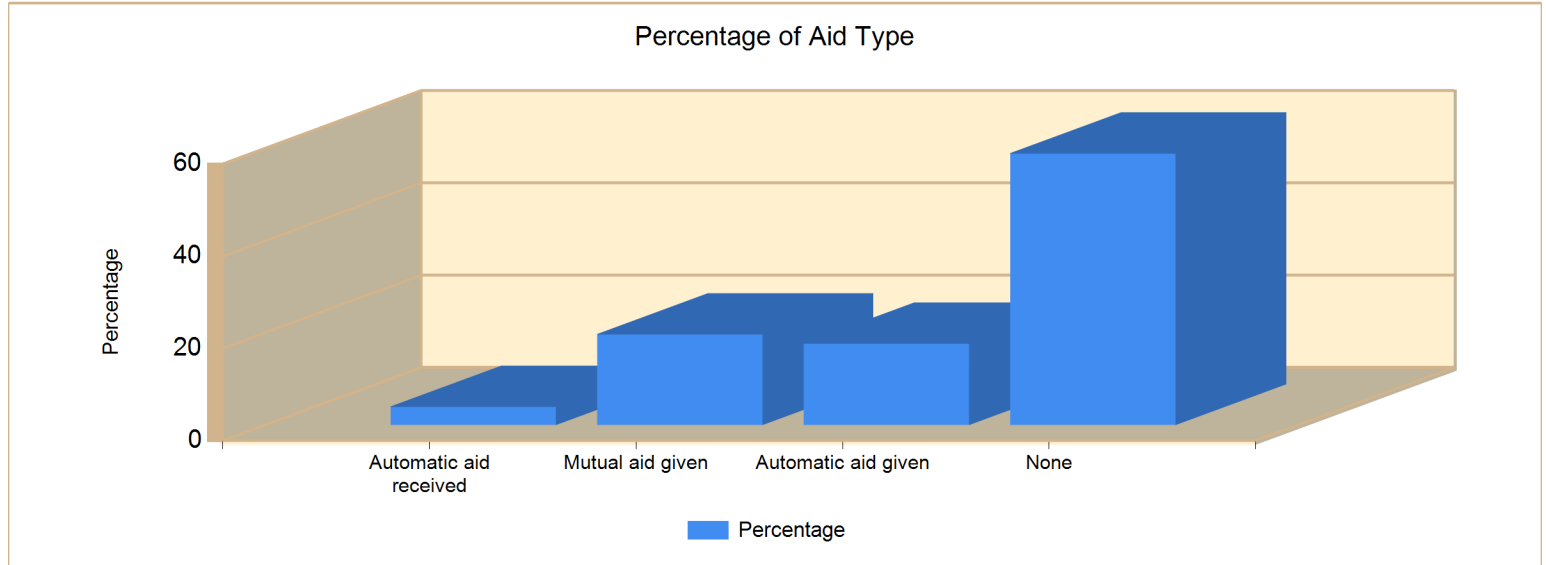
Kennett Square, PA

This report was generated on 2/5/2021 11:44:05 AM



Count of Aid Given and Received for Incidents for Date Range

Start Date: 01/01/2021 | End Date: 01/31/2021



AID TYPE	TOTAL	% of TOTAL
Automatic aid received	2	3.9%
Mutual aid given	10	19.6%
Automatic aid given	9	17.6%
None	30	58.8%

Only REVIEWED incidents included

