



## Longwood Fire Company EMS Report 2021

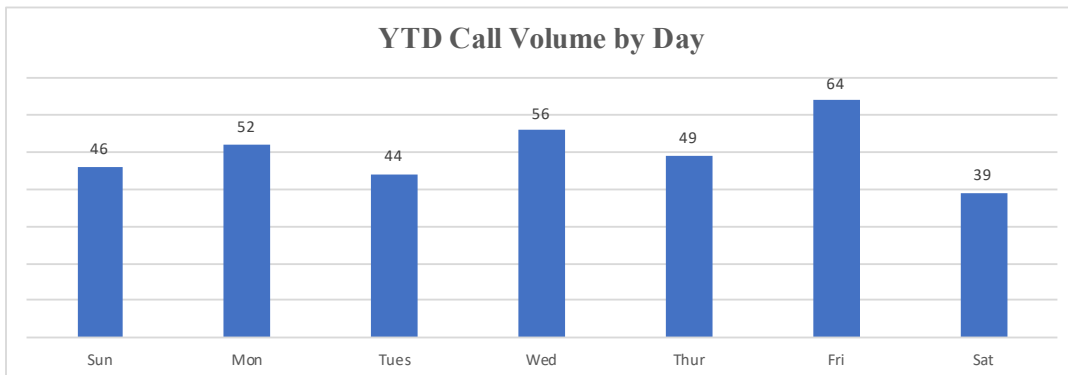
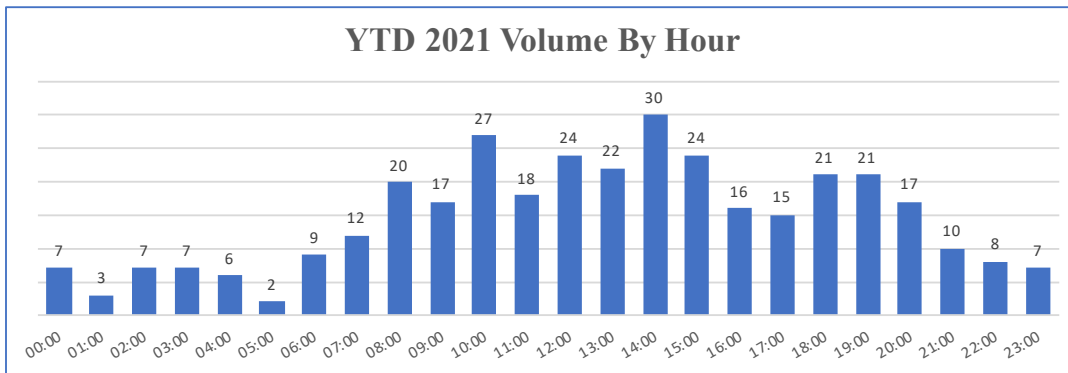


District Total	JAN	FEB	MAR	APR	MAY	JUN	JUL	AUG	SEPT	OCT	NOV	DEC	TOTAL	YTD %
Kennett Sqaure	28	14											42	12%
Kennett Township	39	60											99	29%
Pocopson	36	26											62	18%
East Marlborough	36	31											67	20%
Pennsbury Township	16	18											34	10%
Newlin	3	7											10	3%
Aid Given	6	7											13	4%
Missed Calls	5	9											14	4%
<b>TOTAL</b>	<b>169</b>	<b>172</b>	<b>0</b>	<b>0</b>	<b>0</b>	<b>0</b>	<b>0</b>	<b>0</b>	<b>0</b>	<b>0</b>	<b>0</b>	<b>0</b>	<b>341</b>	<b>100%</b>

Handled Outcomes	* Based on Charts written for Incidents													
BLS Transport	47	39											86	39%
ALS Transports	60	75											135	61%
<b>Total Transports</b>	<b>107</b>	<b>114</b>	<b>0</b>	<b>0</b>	<b>0</b>	<b>0</b>	<b>0</b>	<b>0</b>	<b>0</b>	<b>0</b>	<b>0</b>	<b>0</b>	<b>221</b>	<b>65%</b>
Refusals	19	15											34	10%
No Services	17	11											28	8%
Recalled	28	20											48	14%
Other	4	6											10	3%
<b>Non Trans. Total</b>	<b>68</b>	<b>52</b>	<b>0</b>	<b>0</b>	<b>0</b>	<b>0</b>	<b>0</b>	<b>0</b>	<b>0</b>	<b>0</b>	<b>0</b>	<b>0</b>	<b>120</b>	<b>35%</b>
<b>Total Volume</b>	<b>175</b>	<b>166</b>	<b>0</b>	<b>0</b>	<b>0</b>	<b>0</b>	<b>0</b>	<b>0</b>	<b>0</b>	<b>0</b>	<b>0</b>	<b>0</b>	<b>341</b>	
Scheduled EMS Event	9	0	0	0	0	0	0	0	0	0	0	0	9	

Yearly Call Trends					
Year	2018	2019	2020	2021(YTD)	
Total Calls	2278	2403	2225	341	



Response Time Averages **Reported in Minutes**					
Dispatch to Enroute	Enroute to Onscene	Dispatch to Onscene	Onscene Time	Transport Time	Dispatch to Available
2.18	6.68	8.74	17.91	22.63	49.37
Max 4	Max 15	Max 25		Max 90	Max 150

ALS vs BLS Dispatch *		
	Total	%
BLS	83	50%
ALS	83	50%
Total	166	100%
*25 Doesn't Track		

BLS Cover Units	
Agency	Total
Kennett	4
Avondale	1
GFAC	1
Other	2

ALS Cover Units	
Agency	Total
SCCEMS 94-1	0
SCCEMS 94-2	2
Good Fellowship	1
Concordville	1
New Castle	0

Missed Calls YTD	
Call Sequence	Total
2nd Call	7
3rd Call	7
4th Call	0
5th Call	0
6th Call	0
Total	14

Common Place Incidents		
Name	Total	%
Brandywine Assisted	4	2%
Friends Home	2	1%
Pocopson Home	6	4%
Crosslands	8	5%
Kendal	14	8%
Longwood Gardens	0	0%
Chester County Prison	4	2%
Total	38	23%

Call Types YTD		
<b>Criteria</b>		
Date From:	01/01/2021	
Date To:	02/28/2021	
ALL by Medical Category		
<b>Group</b>	<b>Count</b>	<b>Pct</b>
ALS - Abdominal Pain	8	2.3
ALS - Allergic/Med Reaction	6	1.7
ALS - Assault w/Injury	2	0.6
ALS - CVA/Stroke	16	4.6
ALS - Cardiac Problems	38	10.9
ALS - Cardiac/Resp Arrest	7	2.0
ALS - Diabetic Emergency	1	0.3
ALS - Emotional Disorder	3	0.9
ALS - Exposure to Heat/Cold	1	0.3
ALS - Fall	10	2.9
ALS - Hemorrhaging	5	1.4
ALS - Hypotension	6	1.7
ALS - Injured Person	3	0.9
ALS - Maternity/Labor Pains	3	0.9
ALS - Overdose	4	1.1
ALS - Respiratory Difficulty	36	10.3
ALS - Seizures	4	1.1
ALS - Syncope	9	2.6
ALS - Unconscious Person	4	1.1
ALS - Unresponsive Person	2	0.6
Accident - ALS	4	1.1
Accident - BLS	19	5.4
Accident - Entrapment	5	1.4
Alarm - BLS Medical	2	0.6
Alarm - Carbon Monoxide	1	0.3
BLS - Abdominal Pain	4	1.1
BLS - Allergic/Med Reaction	2	0.6
BLS - Back Pain	8	2.3
BLS - DOA	5	1.4
BLS - Emotional Disorder	6	1.7
BLS - Fall / Lift Assist	33	9.4
BLS - Hemorrhaging	9	2.6
BLS - Injured Person	9	2.6
BLS - Sick Person	45	12.9
BLS - Syncope	2	0.6
BLS - Unknown Nature	5	1.4
EMS - Stand By - Event	12	3.4
EMS - Stand By - Fire	8	2.3
Fire - Other Type Rescue	2	0.6
Fire - Water Rescue	1	0.3
<b>Total:</b>	<b>350</b>	

Special Activities Report
<b>Car Seat Inspections: 0</b>
*We are accepting appts for checks*
<b>Training Provided:</b>
Winterthur - CPR/FA - 8 Students
<b>Staff Training:</b>
<b>Special Events Details:</b>
<b>Community Outreach:</b>
<b>Longwood Gardens Event Hrs: =0</b>

# Longwood Fire Company

Kennett Square, PA

This report was generated on 3/5/2021 6:33:09 PM



## Incident Count by Weekday and Hour for Zone for Shift for Date Range

Personnel: All Personnel | Shift(s): All Shifts | Zone: All Zones | Start Date: 02/01/2021 | End Date: 02/28/2021

Hour	Sun	Mon	Tue	Wed	Thu	Fri	Sat
00:00	0	0	0	0	0	1	0
01:00	0	0	0	0	0	0	0
02:00	0	0	0	0	0	0	0
03:00	0	0	0	0	0	0	0
04:00	0	0	0	0	0	0	0
05:00	0	0	0	0	0	0	0
06:00	0	1	0	0	0	0	0
07:00	0	0	0	0	0	0	0
08:00	0	0	2	0	1	0	0
09:00	0	0	1	1	0	0	0
10:00	0	1	2	0	1	0	0
11:00	0	0	2	0	1	0	0
12:00	0	2	0	0	0	0	0
13:00	0	2	0	1	0	1	0
14:00	0	0	0	0	0	1	1
15:00	0	0	0	0	0	0	0
16:00	0	1	0	2	0	1	0
17:00	0	1	0	1	1	1	1
18:00	1	1	0	0	0	1	2
19:00	1	0	0	0	0	1	0
20:00	0	0	0	0	1	0	0
21:00	0	0	0	0	0	0	0
22:00	0	0	0	0	0	0	0
23:00	0	1	0	0	0	1	0
Total Responses for Day	2	10	7	5	5	8	4
% of Responses for Day	50.00%	20.00%	28.57%	40.00%	20.00%	12.50%	50.00%
% of Responses for Week	4.88%	24.39%	17.07%	12.20%	12.20%	19.51%	9.76%

Hour	Total per Hour	Percent
00:00	1	2.44%
01:00	0	0.00%
02:00	0	0.00%
03:00	0	0.00%
04:00	0	0.00%
05:00	0	0.00%
06:00	1	2.44%
07:00	0	0.00%
08:00	3	7.32%
09:00	2	4.88%
10:00	4	9.76%
11:00	3	7.32%
12:00	2	4.88%
13:00	4	9.76%
14:00	2	4.88%
15:00	0	0.00%
16:00	4	9.76%
17:00	5	12.20%
18:00	5	12.20%
19:00	2	4.88%
20:00	1	2.44%
21:00	0	0.00%
22:00	0	0.00%
23:00	2	4.88%
Total	41	100.00%

Incident Count by Weekday and Hour for Zone, for Shift and Date Range. Zone information is defined on the Basic Info 3 screen of an incident. Only REVIEWED incidents included. Maximum call volumes for each day are shown with a RED background, and maximum call volumes for each hour are shown with a BLUE background. "% of Responses for Day" indicates the maximum hourly call volume as percentage of total calls for the day of the week. "% of Responses for Week" indicates the total number of calls for the day of the week as a percentage of total calls.

# Longwood Fire Company

Kennett Square, PA

This report was generated on 3/5/2021 6:34:45 PM



## Incident Type Count per Municipality per Station for Date Range

Start Date: 02/01/2021 | End Date: 02/28/2021

INCIDENT TYPE	# INCIDENTS
<b>MUNICIPALITY: CONCORD (TOWNSHIP OF)</b>	
<b>Station 25 - Station 25:</b>	
111 - Building fire	1
<b># Incidents for 25 - Station 25:</b>	<b>1</b>
<b># INCIDENTS FOR CONCORD (TOWNSHIP OF):</b>	<b>1</b>

<b>MUNICIPALITY: EAST MARLBOROUGH (TOWNSHIP OF)</b>	
<b>Station 25 - Station 25:</b>	
311 - Medical assist, assist EMS crew	2
322 - Motor vehicle accident with injuries	1
442 - Overheated motor	1
445 - Arcing, shorted electrical equipment	1
745 - Alarm system activation, no fire - unintentional	3
<b># Incidents for 25 - Station 25:</b>	<b>8</b>
<b># INCIDENTS FOR EAST MARLBOROUGH (TOWNSHIP OF):</b>	<b>8</b>

<b>MUNICIPALITY: GREENVILLE</b>	
<b>Station 25 - Station 25:</b>	
412 - Gas leak (natural gas or LPG)	1
<b># Incidents for 25 - Station 25:</b>	<b>1</b>
<b># INCIDENTS FOR GREENVILLE:</b>	<b>1</b>

<b>MUNICIPALITY: KENNETT (TOWNSHIP OF)</b>	
<b>Station 25 - Station 25:</b>	
311 - Medical assist, assist EMS crew	5
324 - Motor vehicle accident with no injuries.	1
412 - Gas leak (natural gas or LPG)	1
445 - Arcing, shorted electrical equipment	2
<b># Incidents for 25 - Station 25:</b>	<b>9</b>
<b># INCIDENTS FOR KENNETT (TOWNSHIP OF):</b>	<b>9</b>

Only REVIEWED incidents included.



INCIDENT TYPE	# INCIDENTS
<b>MUNICIPALITY: LONDON GROVE (TOWNSHIP OF)</b>	
<b>Station 25 - Station 25:</b>	
341 - Search for person on land	1
<b># Incidents for 25 - Station 25:</b>	<b>1</b>
<b># INCIDENTS FOR LONDON GROVE (TOWNSHIP OF):</b>	<b>1</b>

<b>MUNICIPALITY: NEW CASTLE (COUNTY)</b>	
<b>Station 25 - Station 25:</b>	
651 - Smoke scare, odor of smoke	1
<b># Incidents for 25 - Station 25:</b>	<b>1</b>
<b># INCIDENTS FOR NEW CASTLE (COUNTY):</b>	<b>1</b>

<b>MUNICIPALITY: NEW GARDEN (TOWNSHIP OF)</b>	
<b>Station 25 - Station 25:</b>	
551 - Assist police or other governmental agency	1
611 - Dispatched & cancelled en route	1
<b># Incidents for 25 - Station 25:</b>	<b>2</b>
<b># INCIDENTS FOR NEW GARDEN (TOWNSHIP OF):</b>	<b>2</b>

<b>MUNICIPALITY: NEWLIN (TOWNSHIP OF)</b>	
<b>Station 25 - Station 25:</b>	
322 - Motor vehicle accident with injuries	1
745 - Alarm system activation, no fire - unintentional	1
<b># Incidents for 25 - Station 25:</b>	<b>2</b>
<b># INCIDENTS FOR NEWLIN (TOWNSHIP OF):</b>	<b>2</b>

<b>MUNICIPALITY: PENNSBURY (TOWNSHIP OF)</b>	
<b>Station 25 - Station 25:</b>	
311 - Medical assist, assist EMS crew	4
324 - Motor vehicle accident with no injuries.	1
413 - Oil or other combustible liquid spill	1
445 - Arcing, shorted electrical equipment	1
745 - Alarm system activation, no fire - unintentional	3
<b># Incidents for 25 - Station 25:</b>	<b>10</b>
<b># INCIDENTS FOR PENNSBURY (TOWNSHIP OF):</b>	<b>10</b>

<b>MUNICIPALITY: POCOPSON (TOWNSHIP OF)</b>	
<b>Station 25 - Station 25:</b>	
311 - Medical assist, assist EMS crew	4

Only REVIEWED incidents included.

INCIDENT TYPE	# INCIDENTS
671 - HazMat release investigation w/no HazMat	1
<b># Incidents for 25 - Station 25:</b>	<b>5</b>
<b># INCIDENTS FOR POCOPSON (TOWNSHIP OF):</b>	<b>5</b>

MUNICIPALITY: THORNBURY (TOWNSHIP OF)	
<b>Station 25 - Station 25:</b>	
111 - Building fire	1
<b># Incidents for 25 - Station 25:</b>	<b>1</b>
<b># INCIDENTS FOR THORNBURY (TOWNSHIP OF):</b>	<b>1</b>

Only REVIEWED incidents included.

# Longwood Fire Company

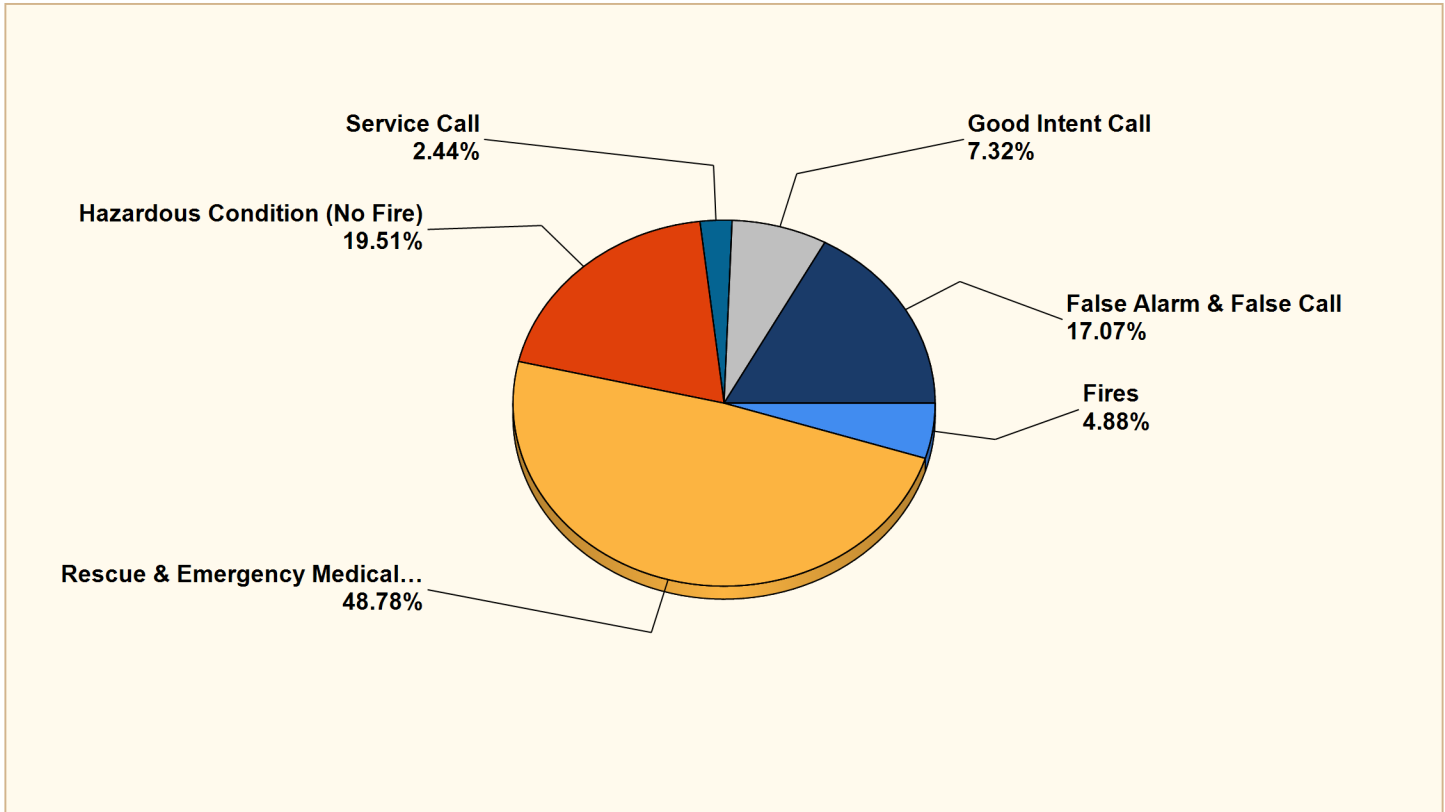
Kennett Square, PA

This report was generated on 3/5/2021 6:35:16 PM



## Breakdown by Major Incident Types for Date Range

Zone(s): All Zones | Start Date: 02/01/2021 | End Date: 02/28/2021



MAJOR INCIDENT TYPE	# INCIDENTS	% of TOTAL
Fires	2	4.88%
Rescue & Emergency Medical Service	20	48.78%
Hazardous Condition (No Fire)	8	19.51%
Service Call	1	2.44%
Good Intent Call	3	7.32%
False Alarm & False Call	7	17.07%
<b>TOTAL</b>	<b>41</b>	<b>100%</b>

Only REVIEWED and/or LOCKED IMPORTED incidents are included. Summary results for a major incident type are not displayed if the count is zero.



### Detailed Breakdown by Incident Type

INCIDENT TYPE	# INCIDENTS	% of TOTAL
111 - Building fire	2	4.88%
311 - Medical assist, assist EMS crew	15	36.59%
322 - Motor vehicle accident with injuries	2	4.88%
324 - Motor vehicle accident with no injuries.	2	4.88%
341 - Search for person on land	1	2.44%
412 - Gas leak (natural gas or LPG)	2	4.88%
413 - Oil or other combustible liquid spill	1	2.44%
442 - Overheated motor	1	2.44%
445 - Arcing, shorted electrical equipment	4	9.76%
551 - Assist police or other governmental agency	1	2.44%
611 - Dispatched & cancelled en route	1	2.44%
651 - Smoke scare, odor of smoke	1	2.44%
671 - HazMat release investigation w/no HazMat	1	2.44%
745 - Alarm system activation, no fire - unintentional	7	17.07%
<b>TOTAL INCIDENTS:</b>	<b>41</b>	<b>100%</b>

Only REVIEWED and/or LOCKED IMPORTED incidents are included. Summary results for a major incident type are not displayed if the count is zero.





# Longwood Fire Company

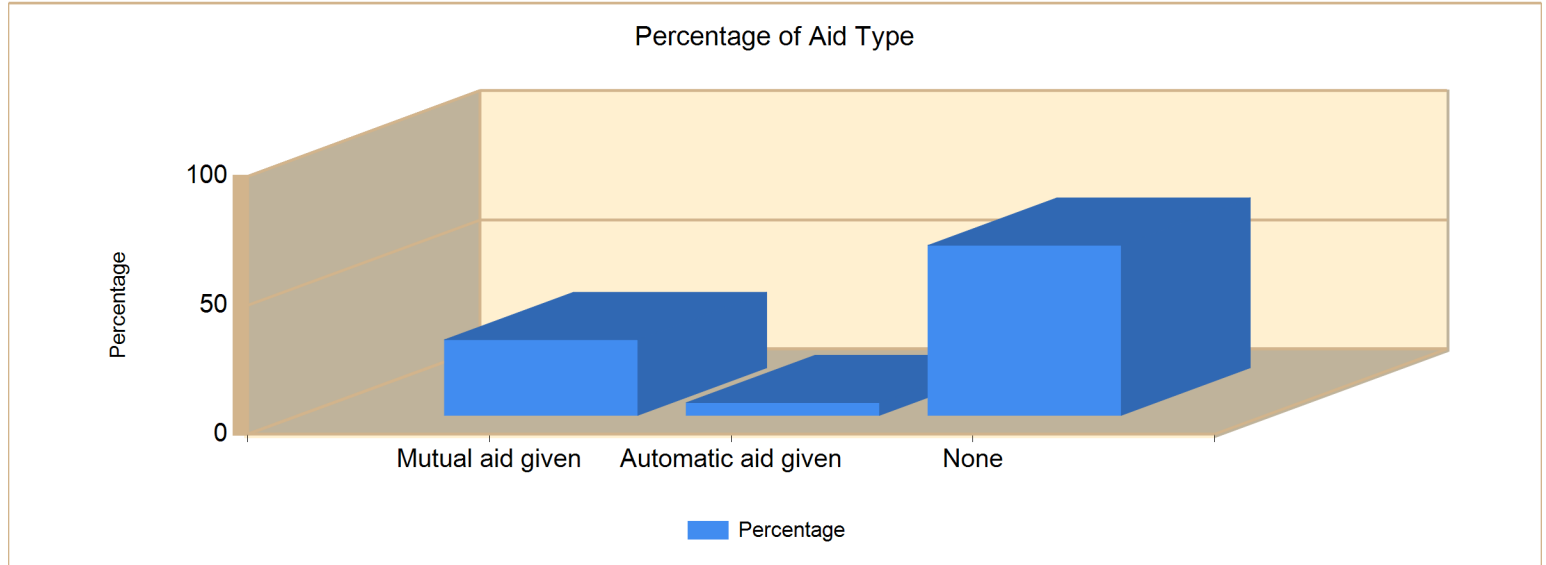
Kennett Square, PA

This report was generated on 3/5/2021 6:34:17 PM



## Count of Aid Given and Received for Incidents for Date Range

Start Date: 02/01/2021 | End Date: 02/28/2021



AID TYPE	TOTAL	% of TOTAL
Mutual aid given	12	29.3%
Automatic aid given	2	4.9%
None	27	65.9%

Only REVIEWED incidents included

