

## Kennett Fire Company EMS Report

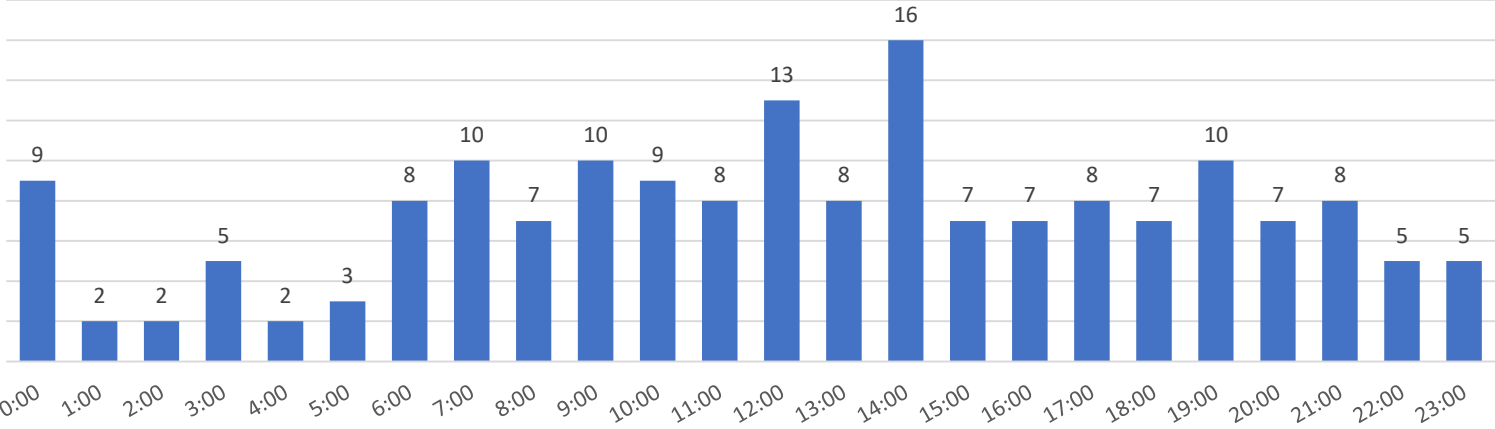
District Total	JAN	FEB	MAR	APR	MAY	JUN	JUL	AUG	SEPT	OCT	NOV	DEC	TOTAL	YTD %
Kennett Sqaure	38	36												0%
Kennett Township	41	42												0%
Pocopson	2	0												0%
East Marlborough	2	3												0%
Pennsbury Township	0	1												0%
Newlin	0	0												0%
Aid Given	3	8												0%
Missed Calls	2	0												0%
<b>TOTAL</b>	<b>88</b>	<b>90</b>	<b>0</b>	<b>0</b>	<b>0</b>	<b>0</b>	<b>0</b>	<b>0</b>	<b>0</b>	<b>0</b>	<b>0</b>	<b>0</b>	<b>178</b>	<b>100%</b>

Handled Outcomes														
BLS Transport	41	34												62%
ALS Transports	21	25												38%
<b>Total Transports</b>	<b>62</b>	<b>59</b>	<b>0</b>	<b>0</b>	<b>0</b>	<b>0</b>	<b>0</b>	<b>0</b>	<b>0</b>	<b>0</b>	<b>0</b>	<b>0</b>	<b>121</b>	<b>68%</b>
Refusals	9	9												10%
No Services	15	18												19%
Recalled	0	4												2%
Other	0	0												0%
<b>Non Trans. Total</b>	<b>24</b>	<b>31</b>	<b>0</b>	<b>0</b>	<b>0</b>	<b>0</b>	<b>0</b>	<b>0</b>	<b>0</b>	<b>0</b>	<b>0</b>	<b>0</b>	<b>55</b>	<b>31%</b>
Total Volume	86	90	0	0	0	0	0	0	0	0	0	0	176	100%

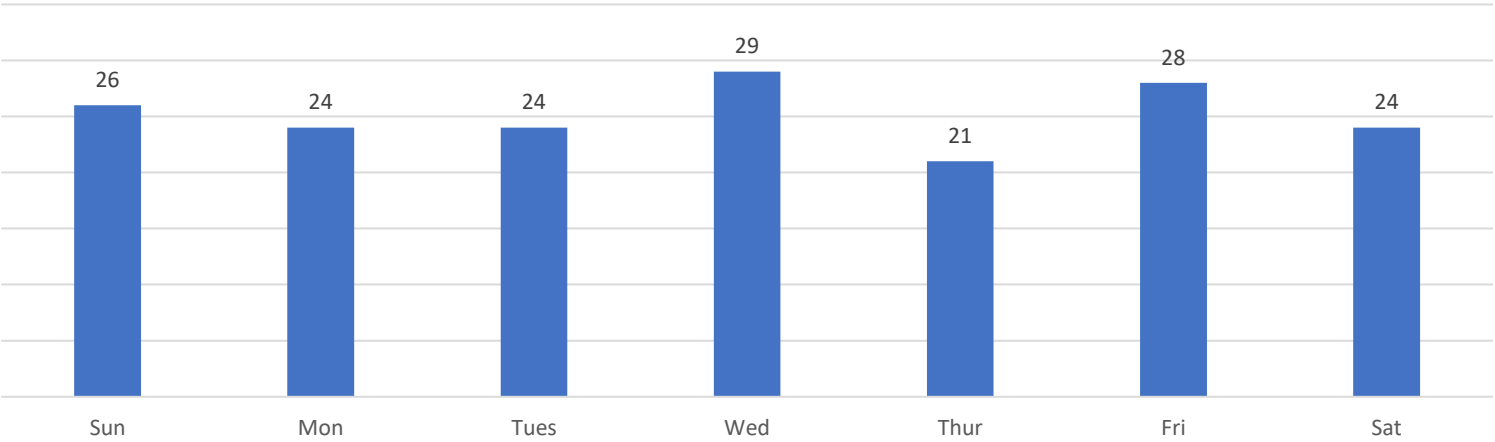
### Yearly Call Trends

	Year	2017	2018	2020	2021(YTD)
Total Calls		1096	1136	1276	178

### YTD Volume By Hour



### YTD Call Volume by Day



Response Time Averages (YTD) **Reported in Minutes**					
Dispatch to Enroute	Enroute to Onscene	Dispatch to Onscene	Onscene Time	Transport Time	Dispatch to Available
1.6	5.1	6.7	16.2	23.8	64.8
Max 4	Max 15	Max 25			Max 150

ALS vs BLS Dispatch		
	Total	%
BLS	49	54%
ALS	41	46%
Total	90	100%
ALS Released	14	34%
ALS Added	3	6%

Covering Agencies	
Agency	Total
Longwood	5
Avondale	5
West Grove	1
New Castle	0
Other	1

ALS Usage	
Longwood	21
SCCEMS	3
Good Fellowship	0
Delaware County	1
New Castle	0

Common Place Incidents		
Name	Total	%
Brandywine Assisted	9	10%
Friends Home	7	8%
Pocopson Home	0	0%
Crosslands	0	0%
Kendal	0	0%
Longwood Gardens	0	0%
Chester County Prison	0	0%
Total	16	

**Call Types YTD**

<b>Group</b>	<b>Count</b>	<b>Pct</b>
ALS - Abdominal Pain	1	0.6
ALS - Allergic/Med Reaction	4	2.3
ALS - Assault w/Injury	1	0.6
ALS - CVA/Stroke	10	5.7
ALS - Cardiac Problems	14	8.0
ALS - Cardiac/Resp Arrest	2	1.1
ALS - Fall	7	4.0
ALS - Hemorrhaging	4	2.3
ALS - Hypotension	1	0.6
ALS - Injured Person	1	0.6
ALS - Maternity/Labor Pains	2	1.1
ALS - Overdose	2	1.1
ALS - Respiratory Difficulty	18	10.3
ALS - Syncope	1	0.6
Accident - ALS	3	1.7
Accident - BLS	8	4.6
Accident - Involving Fire	1	0.6
Alarm - BLS Medical	2	1.1
BLS - Abdominal Pain	5	2.9
BLS - Back Pain	4	2.3
BLS - Burns - Misc	1	0.6
BLS - DOA	2	1.1
BLS - Emotional Disorder	7	4.0
BLS - Fall / Lift Assist	15	8.6
BLS - Hemorrhaging	2	1.1
BLS - Injured Person	16	9.2
BLS - Overdose	2	1.1
BLS - Sick Person	17	9.8
BLS - Unknown Nature	1	0.6
EMS - Stand By - Fire	19	10.9
Fire - Other Type Rescue	1	0.6

**Special Activites Report**

--

# Kennett Fire Company

Kennett Square, PA

This report was generated on 3/5/2021 11:47:38 AM



## Incident Type Count per Municipality per Station for Date Range

Start Date: 02/01/2021 | End Date: 02/28/2021

INCIDENT TYPE	# INCIDENTS
<b>MUNICIPALITY: ASHLEY</b>	
<b>Station 24 - Kennett Fire Company:</b>	
571 - Cover assignment, standby, moveup	1
<b># Incidents for 24 - Kennett Fire Company:</b>	<b>1</b>
<b># INCIDENTS FOR ASHLEY: 1</b>	

<b>MUNICIPALITY: KENNETT (TOWNSHIP OF)</b>	
<b>Station 24 - Kennett Fire Company:</b>	
113 - Cooking fire, confined to container	1
114 - Chimney or flue fire, confined to chimney or flue	1
311 - Medical assist, assist EMS crew	1
322 - Motor vehicle accident with injuries	1
551 - Assist police or other governmental agency	1
743 - Smoke detector activation, no fire - unintentional	1
<b># Incidents for 24 - Kennett Fire Company:</b>	<b>6</b>
<b># INCIDENTS FOR KENNETT (TOWNSHIP OF): 6</b>	

<b>MUNICIPALITY: KENNETT SQUARE</b>	
<b>Station 24 - Kennett Fire Company:</b>	
113 - Cooking fire, confined to container	1
311 - Medical assist, assist EMS crew	3
324 - Motor vehicle accident with no injuries.	2
412 - Gas leak (natural gas or LPG)	3
440 - Electrical wiring/equipment problem, other	1
445 - Arcing, shorted electrical equipment	1
522 - Water or steam leak	1
553 - Public service	1
651 - Smoke scare, odor of smoke	1
735 - Alarm system sounded due to malfunction	1
743 - Smoke detector activation, no fire - unintentional	1
900 - Special type of incident, other	1
<b># Incidents for 24 - Kennett Fire Company:</b>	<b>17</b>
<b># INCIDENTS FOR KENNETT SQUARE: 17</b>	

Only REVIEWED incidents included.



INCIDENT TYPE	# INCIDENTS
<b>MUNICIPALITY: LONDON GROVE (TOWNSHIP OF)</b>	
<b>Station 24 - Kennett Fire Company:</b>	
341 - Search for person on land	1
<b># Incidents for 24 - Kennett Fire Company:</b>	<b>1</b>
<b># INCIDENTS FOR LONDON GROVE (TOWNSHIP OF):</b>	<b>1</b>

<b>MUNICIPALITY: NEW GARDEN (TOWNSHIP OF)</b>	
<b>Station 24 - Kennett Fire Company:</b>	
111 - Building fire	1
311 - Medical assist, assist EMS crew	1
350 - Extrication, rescue, other	1
551 - Assist police or other governmental agency	1
<b># Incidents for 24 - Kennett Fire Company:</b>	<b>4</b>
<b># INCIDENTS FOR NEW GARDEN (TOWNSHIP OF):</b>	<b>4</b>

Only REVIEWED incidents included.



# Kennett Fire Company

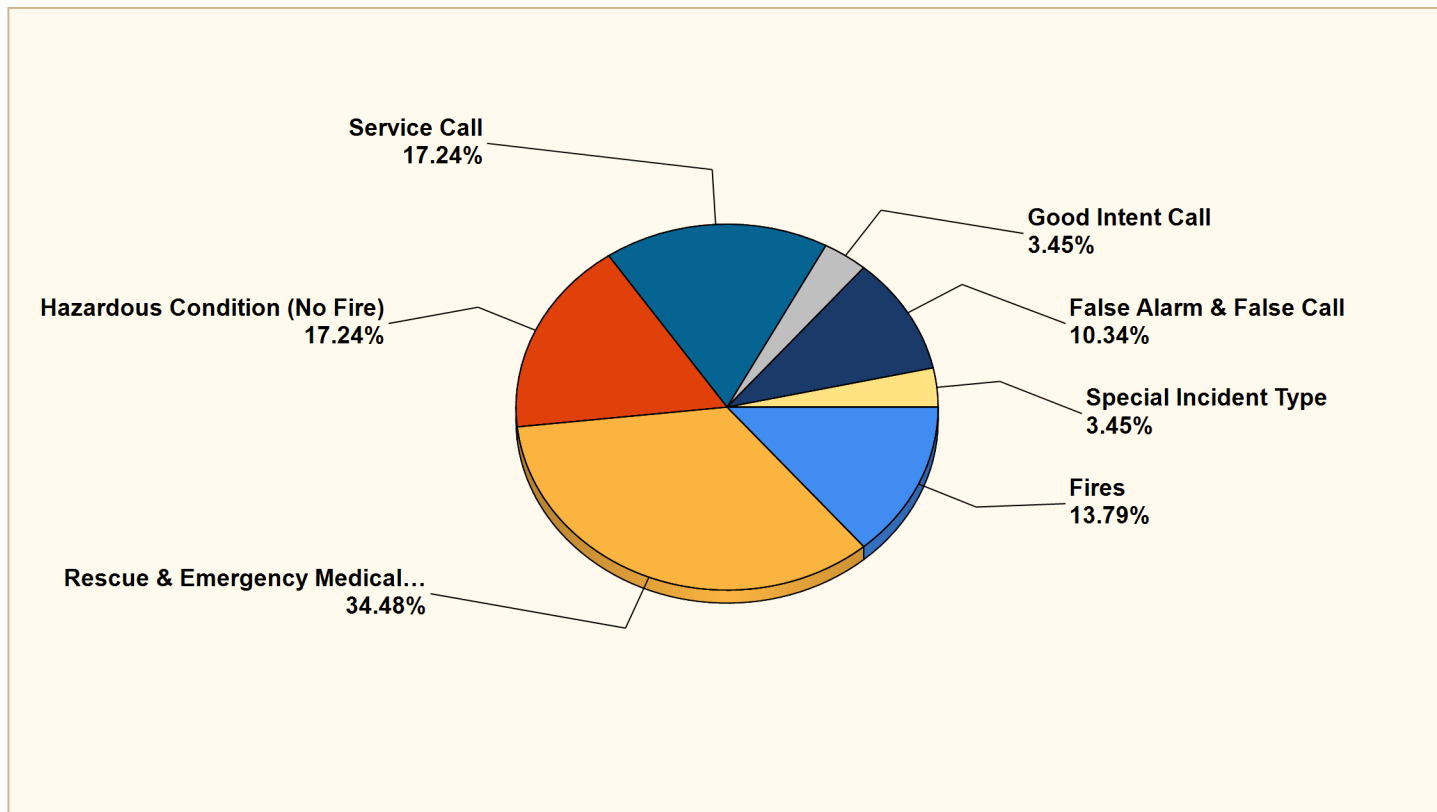
Kennett Square, PA

This report was generated on 3/5/2021 11:46:02 AM



## Breakdown by Major Incident Types for Date Range

Zone(s): All Zones | Start Date: 02/01/2021 | End Date: 02/28/2021



MAJOR INCIDENT TYPE	# INCIDENTS	% of TOTAL
Fires	4	13.79%
Rescue & Emergency Medical Service	10	34.48%
Hazardous Condition (No Fire)	5	17.24%
Service Call	5	17.24%
Good Intent Call	1	3.45%
False Alarm & False Call	3	10.34%
Special Incident Type	1	3.45%
<b>TOTAL</b>	<b>29</b>	<b>100%</b>

Only REVIEWED and/or LOCKED IMPORTED incidents are included. Summary results for a major incident type are not displayed if the count is zero.



### Detailed Breakdown by Incident Type

INCIDENT TYPE	# INCIDENTS	% of TOTAL
111 - Building fire	1	3.45%
113 - Cooking fire, confined to container	2	6.9%
114 - Chimney or flue fire, confined to chimney or flue	1	3.45%
311 - Medical assist, assist EMS crew	5	17.24%
322 - Motor vehicle accident with injuries	1	3.45%
324 - Motor vehicle accident with no injuries.	2	6.9%
341 - Search for person on land	1	3.45%
350 - Extrication, rescue, other	1	3.45%
412 - Gas leak (natural gas or LPG)	3	10.34%
440 - Electrical wiring/equipment problem, other	1	3.45%
445 - Arcing, shorted electrical equipment	1	3.45%
522 - Water or steam leak	1	3.45%
551 - Assist police or other governmental agency	2	6.9%
553 - Public service	1	3.45%
571 - Cover assignment, standby, moveup	1	3.45%
651 - Smoke scare, odor of smoke	1	3.45%
735 - Alarm system sounded due to malfunction	1	3.45%
743 - Smoke detector activation, no fire - unintentional	2	6.9%
900 - Special type of incident, other	1	3.45%
<b>TOTAL INCIDENTS:</b>	<b>29</b>	<b>100%</b>

Only REVIEWED and/or LOCKED IMPORTED incidents are included. Summary results for a major incident type are not displayed if the count is zero.





# Kennett Fire Company

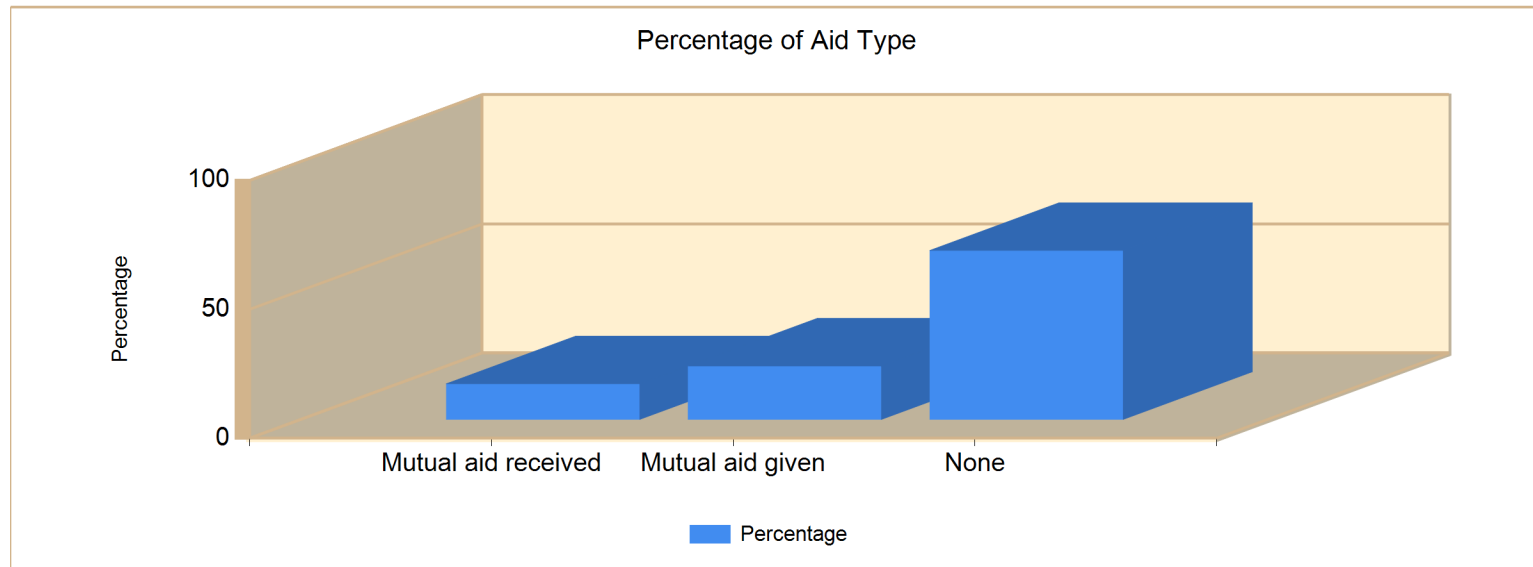
Kennett Square, PA

This report was generated on 3/5/2021 11:48:23 AM



## Count of Aid Given and Received for Incidents for Date Range

Start Date: 02/01/2021 | End Date: 02/28/2021



AID TYPE	TOTAL	% of TOTAL
Mutual aid received	4	13.8%
Mutual aid given	6	20.7%
None	19	65.5%

Only REVIEWED incidents included

