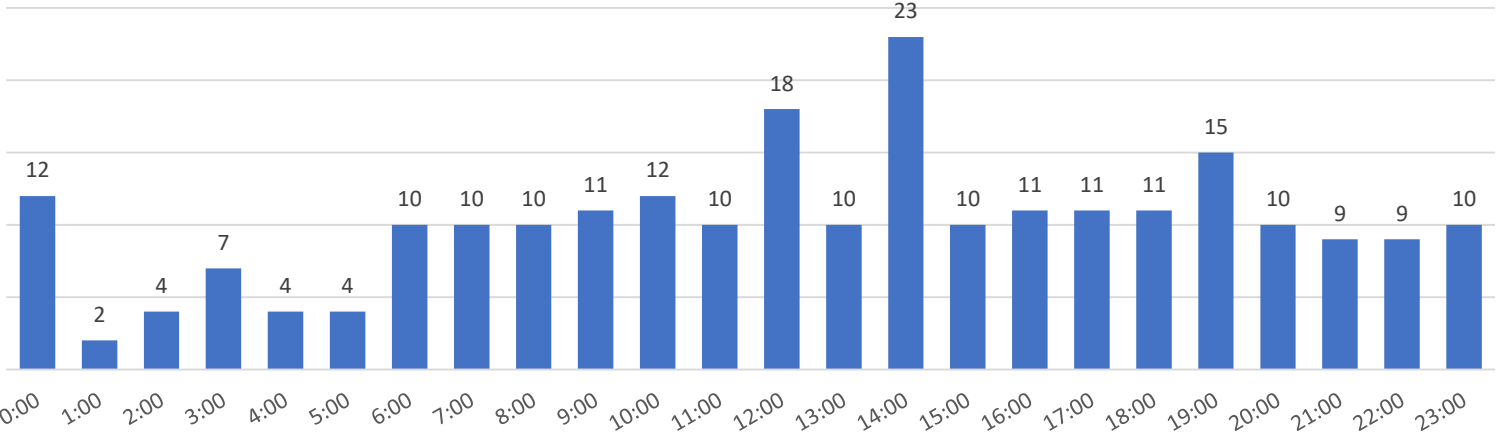


<b>Kennett Fire Company EMS Report</b>														
<b>District Total</b>	JAN	FEB	MAR	APR	MAY	JUN	JUL	AUG	SEPT	OCT	NOV	DEC	TOTAL	YTD %
Kennett Sqaure	38	36	47											0%
Kennett Township	41	42	9											0%
Pocopson	2	0	1											0%
East Marlborough	2	3	4											0%
Pennsbury Township	0	1	1											0%
Newlin	0	0	0											0%
Aid Given	3	8	5											0%
Missed Calls	2	0	0											0%
<b>TOTAL</b>	<b>88</b>	<b>90</b>	<b>67</b>	<b>0</b>	<b>0</b>	<b>0</b>	<b>0</b>	<b>0</b>	<b>0</b>	<b>0</b>	<b>0</b>	<b>0</b>	<b>245</b>	<b>100%</b>

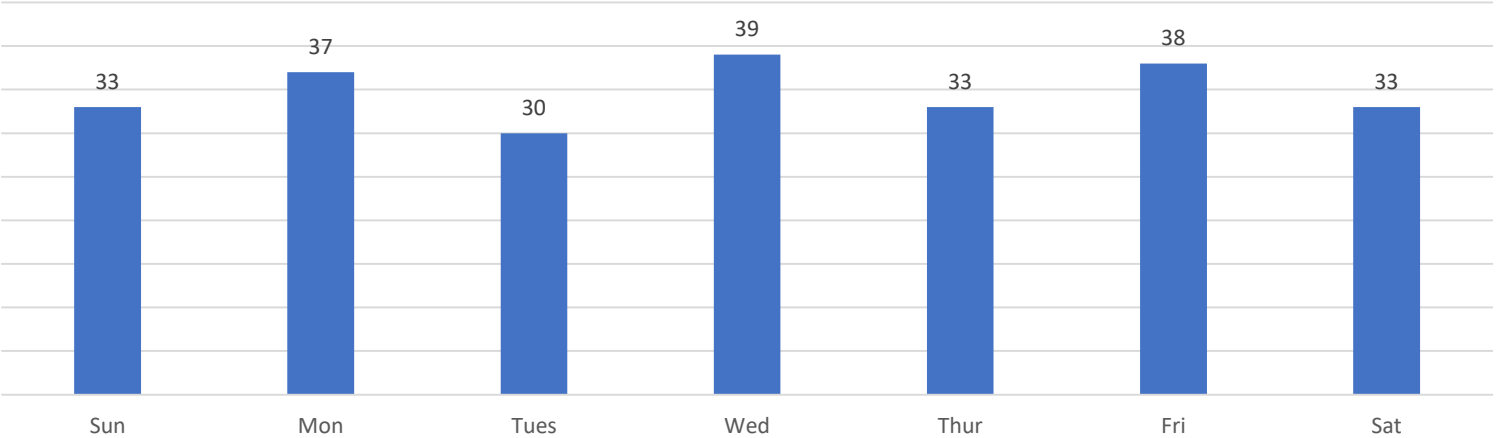
<b>Handled Outcomes</b>														
BLS Transport	41	34	22											60%
ALS Transports	21	25	18											40%
<b>Total Transports</b>	<b>62</b>	<b>59</b>	<b>40</b>	<b>0</b>	<b>0</b>	<b>0</b>	<b>0</b>	<b>0</b>	<b>0</b>	<b>0</b>	<b>0</b>	<b>0</b>	<b>161</b>	<b>66%</b>
Refusals	9	9	7											10%
No Services	15	18	17											20%
Recalled	0	4	3											3%
Other	0	0	0											0%
<b>Non Trans. Total</b>	<b>24</b>	<b>31</b>	<b>27</b>	<b>0</b>	<b>0</b>	<b>0</b>	<b>0</b>	<b>0</b>	<b>0</b>	<b>0</b>	<b>0</b>	<b>0</b>	<b>82</b>	<b>33%</b>
<b>Total Volume</b>	<b>86</b>	<b>90</b>	<b>67</b>	<b>0</b>	<b>0</b>	<b>0</b>	<b>0</b>	<b>0</b>	<b>0</b>	<b>0</b>	<b>0</b>	<b>0</b>	<b>243</b>	<b>100%</b>

<b>Yearly Call Trends</b>					
	Year	2017	2018	2020	2021(YTD)
	Total Calls	1096	1136	1276	245

### YTD Volume By Hour



### YTD Call Volume by Day



<b>Response Time Averages (YTD)</b>					
<b>**Reported in Minutes**</b>					
Dispatch to Enroute	Enroute to Onscene	Dispatch to Onscene	Onscene Time	Transport Time	Dispatch to Available
1.5	4.2	5.7	18.2	23.6	59.2
Max 4	Max 15	Max 25			Max 150

<b>ALS vs BLS Dispatch</b>		
	Total	%
BLS	30	45%
ALS	37	55%
Total	67	100%
ALS Released	12	32%
ALS Added	2	7%

<b>Covering Agencies</b>	
Agency	Total
Longwood	16
Avondale	6
West Grove	0
New Castle	0
Other	0

<b>ALS Usage</b>	
Longwood	14
SCCEMS	2
Good Fellowship	2
Delaware County	0
New Castle	0

<b>Common Place Incidents</b>		
Name	Total	%
Brandywine Assisted	3	4%
Friends Home	4	6%
Pocopson Home	0	0%
Crosslands	0	0%
Kendal	0	0%
Longwood Gardens	0	0%
Chester County Prison	1	1%
Total	8	

**Call Types YTD**

<b>Group</b>	<b>Count</b>	<b>Pct</b>
ALS - Abdominal Pain	1	0.4
ALS - Allergic/Med Reaction	4	1.7
ALS - Assault w/Injury	1	0.4
ALS - Burns - Misc	1	0.4
ALS - CVA/Stroke	11	4.5
ALS - Cardiac Problems	23	9.5
ALS - Cardiac/Resp Arrest	4	1.7
ALS - Diabetic Emergency	2	0.8
ALS - Fall	8	3.3
ALS - Hemorrhaging	6	2.5
ALS - Hypotension	1	0.4
ALS - Injured Person	2	0.8
ALS - Maternity/Labor Pains	2	0.8
ALS - Overdose	2	0.8
ALS - Respiratory Difficulty	25	10.3
ALS - Seizures	2	0.8
ALS - Syncope	1	0.4
ALS - Unresponsive Person	3	1.2
Accident - ALS	4	1.7
Accident - BLS	14	5.8
Accident - Involving Fire	1	0.4
Alarm - BLS Medical	3	1.2
BLS - Abdominal Pain	7	2.9
BLS - Back Pain	6	2.5
BLS - Burns - Misc	1	0.4
BLS - DOA	3	1.2
BLS - Emotional Disorder	8	3.3
BLS - Fall / Lift Assist	17	7.0
BLS - Hemorrhaging	2	0.8
BLS - Injured Person	17	7.0
BLS - Overdose	2	0.8
BLS - Sick Person	28	11.6
BLS - Unknown Nature	1	0.4
EMS - Stand By - Fire	28	11.6
Fire - Other Type Rescue	1	0.4

**Special Activites Report**

--

# Kennett Fire Company

Kennett Square, PA

This report was generated on 4/9/2021 2:49:18 PM



## Incident Type Count per Municipality per Station for Date Range

Start Date: 04/01/2021 | End Date: 04/30/2021

INCIDENT TYPE	# INCIDENTS
<b>MUNICIPALITY: KENNETT (TOWNSHIP OF)</b>	
<b>Station 24 - Kennett Fire Company:</b>	
311 - Medical assist, assist EMS crew	1
322 - Motor vehicle accident with injuries	1
324 - Motor vehicle accident with no injuries.	1
<b># Incidents for 24 - Kennett Fire Company:</b>	<b>3</b>
<b># INCIDENTS FOR KENNETT (TOWNSHIP OF):</b>	<b>3</b>

<b>MUNICIPALITY: KENNETT SQUARE</b>	
<b>Station 24 - Kennett Fire Company:</b>	
743 - Smoke detector activation, no fire - unintentional	1
<b># Incidents for 24 - Kennett Fire Company:</b>	<b>1</b>
<b># INCIDENTS FOR KENNETT SQUARE:</b>	<b>1</b>

Only REVIEWED incidents included.



emergencyreporting.com

Doc Id: 855

Page # 1 of 1

# Kennett Fire Company

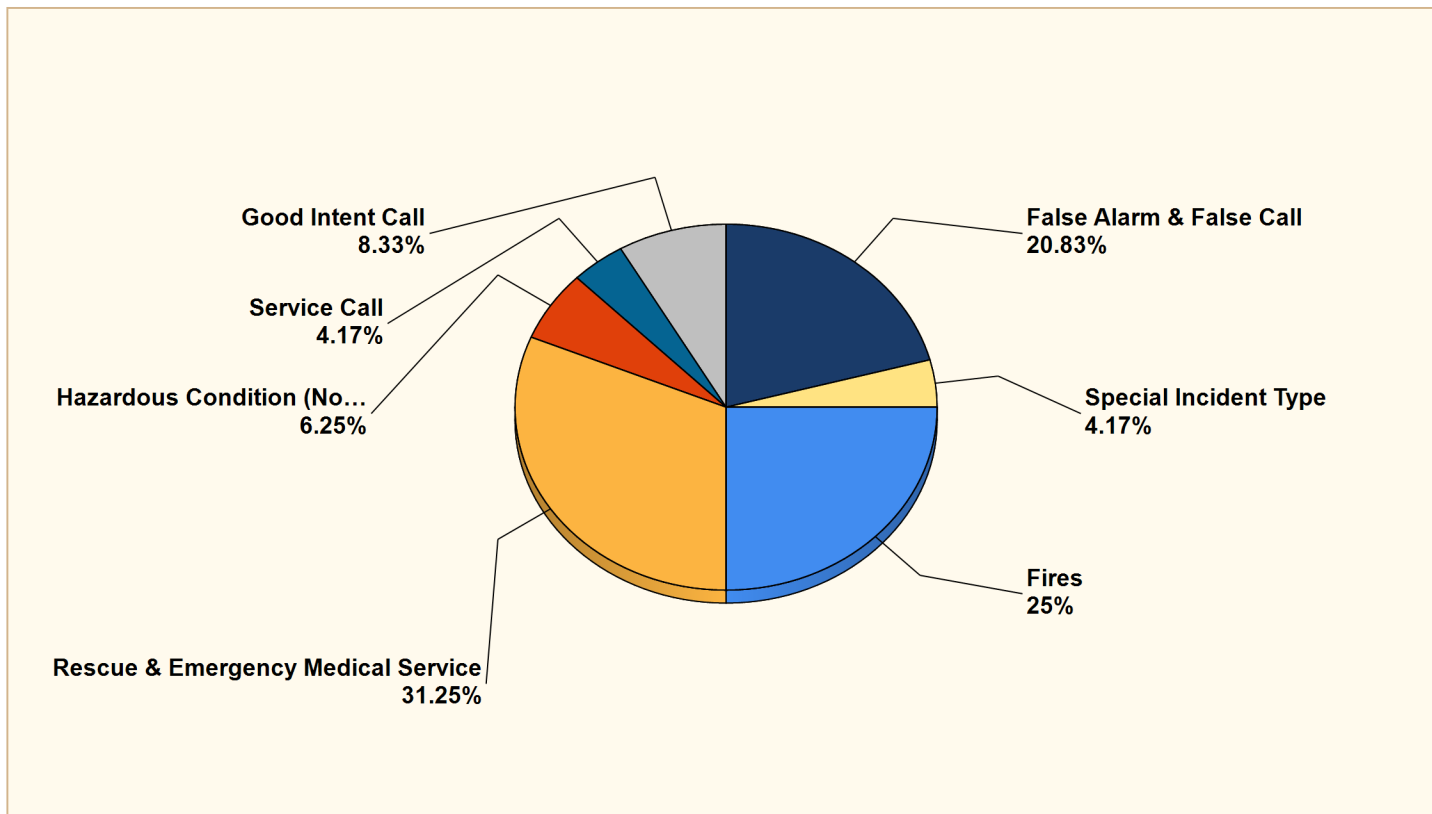
Kennett Square, PA

This report was generated on 4/9/2021 2:47:33 PM



## Breakdown by Major Incident Types for Date Range

Zone(s): All Zones | Start Date: 03/01/2021 | End Date: 03/31/2021



MAJOR INCIDENT TYPE	# INCIDENTS	% of TOTAL
Fires	12	25%
Rescue & Emergency Medical Service	15	31.25%
Hazardous Condition (No Fire)	3	6.25%
Service Call	2	4.17%
Good Intent Call	4	8.33%
False Alarm & False Call	10	20.83%
Special Incident Type	2	4.17%
<b>TOTAL</b>	<b>48</b>	<b>100%</b>

Only REVIEWED and/or LOCKED IMPORTED incidents are included. Summary results for a major incident type are not displayed if the count is zero.



### Detailed Breakdown by Incident Type

INCIDENT TYPE	# INCIDENTS	% of TOTAL
111 - Building fire	3	6.25%
113 - Cooking fire, confined to container	1	2.08%
114 - Chimney or flue fire, confined to chimney or flue	1	2.08%
141 - Forest, woods or wildland fire	2	4.17%
142 - Brush or brush-and-grass mixture fire	4	8.33%
154 - Dumpster or other outside trash receptacle fire	1	2.08%
311 - Medical assist, assist EMS crew	6	12.5%
322 - Motor vehicle accident with injuries	3	6.25%
324 - Motor vehicle accident with no injuries.	5	10.42%
353 - Removal of victim(s) from stalled elevator	1	2.08%
445 - Arcing, shorted electrical equipment	3	6.25%
571 - Cover assignment, standby, moveup	2	4.17%
611 - Dispatched & cancelled en route	1	2.08%
651 - Smoke scare, odor of smoke	2	4.17%
652 - Steam, vapor, fog or dust thought to be smoke	1	2.08%
733 - Smoke detector activation due to malfunction	1	2.08%
734 - Heat detector activation due to malfunction	1	2.08%
736 - CO detector activation due to malfunction	2	4.17%
740 - Unintentional transmission of alarm, other	1	2.08%
743 - Smoke detector activation, no fire - unintentional	3	6.25%
745 - Alarm system activation, no fire - unintentional	2	4.17%
900 - Special type of incident, other	2	4.17%
<b>TOTAL INCIDENTS:</b>	<b>48</b>	<b>100%</b>

Only REVIEWED and/or LOCKED IMPORTED incidents are included. Summary results for a major incident type are not displayed if the count is zero.



# Kennett Fire Company

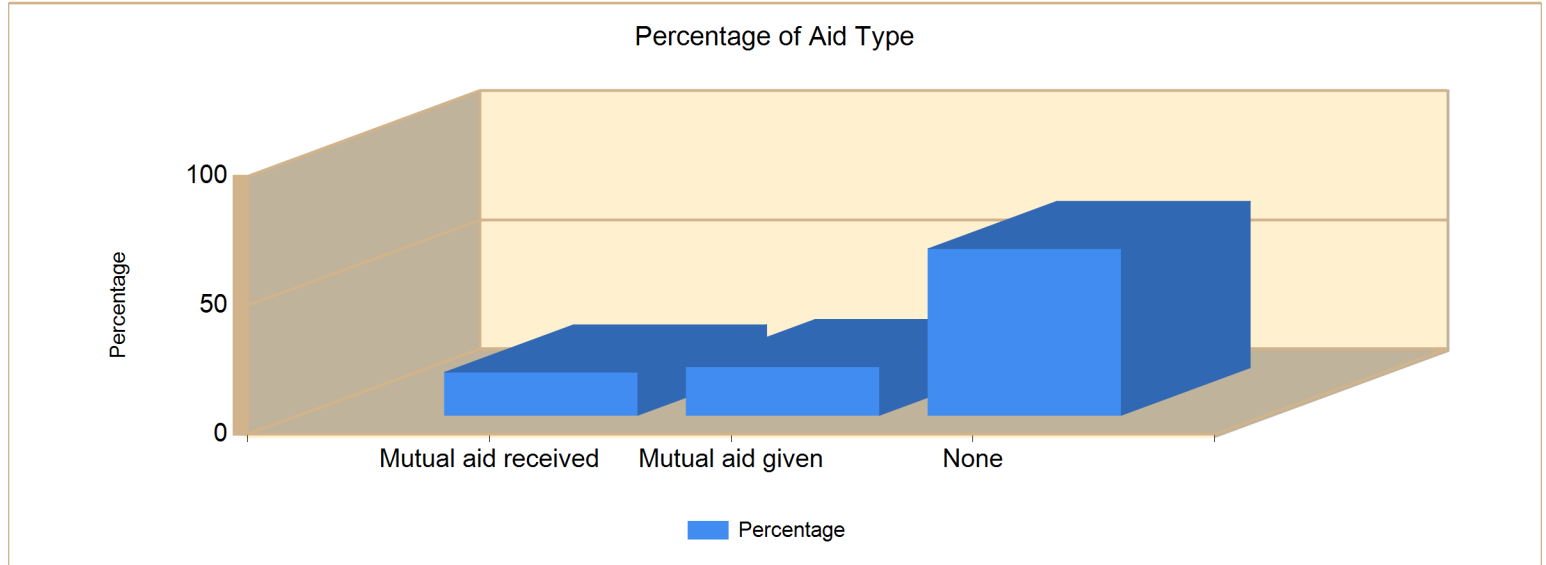
Kennett Square, PA

This report was generated on 4/9/2021 2:49:52 PM



## Count of Aid Given and Received for Incidents for Date Range

Start Date: 03/01/2021 | End Date: 03/31/2021



AID TYPE	TOTAL	% of TOTAL
Mutual aid received	8	16.7%
Mutual aid given	9	18.8%
None	31	64.6%

Only REVIEWED incidents included

