



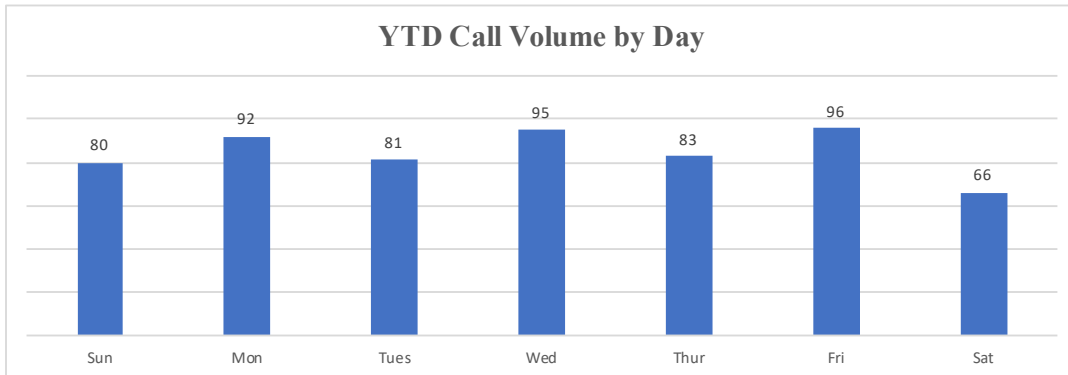
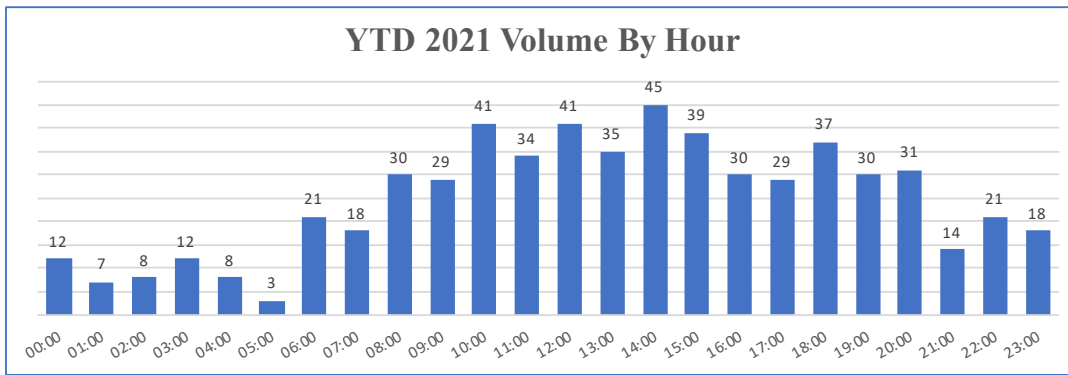
Longwood Fire Company EMS Report 2021



District Total	JAN	FEB	MAR	APR	MAY	JUN	JUL	AUG	SEPT	OCT	NOV	DEC	TOTAL	YTD %
Kennett Sqaure	28	14	29										71	12%
Kennett Township	39	60	77										176	30%
Pocopson	36	26	42										104	18%
East Marlborough	36	31	47										114	20%
Pennsbury Township	16	18	28										62	11%
Newlin	3	7	6										16	3%
Aid Given	6	7	5										18	3%
Missed Calls	5	9	7										21	4%
TOTAL	169	172	241	0	0	0	0	0	0	0	0	0	582	100%

Handled Outcomes	* Based on Charts written for Incidents													
BLS Transport	47	39	57										143	38%
ALS Transports	60	75	99										234	62%
Total Transports	107	114	156	0	0	0	0	0	0	0	0	0	377	65%
Refusals	19	15	44										78	13%
No Services	17	11	19										47	8%
Recalled	28	20	17										65	11%
Other	4	6	7										17	3%
Non Trans. Total	68	52	87	0	0	0	0	0	0	0	0	0	207	36%
Total Volume	175	166	243	0	0	0	0	0	0	0	0	0	584	
Scheduled EMS Event	9	0	0	0	0	0	0	0	0	0	0	0	9	

Yearly Call Trends					
Year	2018	2019	2020	2021(YTD)	
Total Calls	2278	2403	2225	582	



Response Time Averages **Reported in Minutes**					
Dispatch to Enroute	Enroute to Onscene	Dispatch to Onscene	Onscene Time	Transport Time	Dispatch to Available
2.09	5.9	8	17.38	21.65	65.01
Max 4	Max 15	Max 25		Max 90	Max 150

ALS vs BLS Dispatch *		
	Total	%
BLS	83	50%
ALS	83	50%
Total	166	100%
*25 Doesn't Track		

BLS Cover Units	
Agency	Total
Kennett	6
Avondale	1
GFAC	0
Other	0

ALS Cover Units	
Agency	Total
SCCEMS 94-1	0
SCCEMS 94-2	1
Good Fellowship	1
Concordville	0
New Castle	0

Missed Calls YTD	
Call Sequence	Total
2nd Call	7
3rd Call	14
4th Call	0
5th Call	0
6th Call	0
Total	21

Common Place Incidents		
Name	Total	%
Brandywine Assisted	9	5%
Friends Home	4	2%
Pocopson Home	15	9%
Crosslands	10	6%
Kendal	17	10%
Longwood Gardens	2	1%
Chester County Prison	13	8%
Total	70	42%

Call Types YTD		
Criteria Date From: 01/01/2021 Date To: 03/31/2021 ALL by Medical Category		
Group	Count	Pct
ALS - Abdominal Pain	13	2.2
ALS - Allergic/Med Reaction	6	1.0
ALS - Assault w/Injury	2	0.3
ALS - Burns - Misc	1	0.2
ALS - CVA/Stroke	23	3.9
ALS - Cardiac Problems	68	11.5
ALS - Cardiac/Resp Arrest	12	2.0
ALS - Diabetic Emergency	6	1.0
ALS - Emotional Disorder	3	0.5
ALS - Exposure to Heat/Cold	1	0.2
ALS - Fall	22	3.7
ALS - Hemorrhaging	8	1.3
ALS - Hypotension	8	1.3
ALS - Injured Person	7	1.2
ALS - Maternity/Labor Pains	3	0.5
ALS - Overdose	8	1.3
ALS - Respiratory Difficulty	55	9.3
ALS - Seizures	8	1.3
ALS - Syncope	17	2.9
ALS - Unconscious Person	5	0.8
ALS - Unresponsive Person	10	1.7
Accident - ALS	8	1.3
Accident - BLS	25	4.2
Accident - Entrapment	11	1.9
Alarm - BLS Medical	9	1.5
Alarm - Carbon Monoxide	4	0.7
BLS - Abdominal Pain	15	2.5
BLS - Allergic/Med Reaction	2	0.3
BLS - Assault w/Injury	2	0.3
BLS - Back Pain	10	1.7
BLS - DOA	6	1.0
BLS - Emotional Disorder	10	1.7
BLS - Fall / Lift Assist	60	10.1
BLS - Hemorrhaging	13	2.2
BLS - Injured Person	11	1.9
BLS - Overdose	3	0.5
BLS - Seizures	4	0.7
BLS - Sick Person	71	12.0
BLS - Syncope	2	0.3
BLS - Unknown Nature	6	1.0
EHS - Non-Emergency Trans	1	0.2
EHS - Stand By - Event	12	2.0
EHS - Stand By - Fire	17	2.9
Fire - Other Type Rescue	4	0.7
Fire - Water Rescue	1	0.2
Total:	593	

Special Activities Report
Car Seat Inspections: 0
We are accepting appts for checks
Training Provided:
3/17 - CPR/FA - 2 Students
Staff Training:
3/10- Ventilator In-Service - 22 Staff Members
Special Events Details:
Community Outreach:
Longwood Gardens Event Hrs: =0

Longwood Fire Company

Kennett Square, PA

This report was generated on 4/11/2021 10:20:41 AM



Incident Count by Weekday and Hour for Zone for Shift for Date Range

Personnel: All Personnel | Shift(s): All Shifts | Zone: All Zones | Start Date: 03/01/2021 | End Date: 03/31/2021

Hour	Sun	Mon	Tue	Wed	Thu	Fri	Sat
00:00	0	0	0	0	0	1	0
01:00	0	0	0	0	0	0	0
02:00	0	0	0	0	0	0	0
03:00	1	0	0	0	0	0	0
04:00	1	0	0	0	0	0	0
05:00	0	0	0	0	0	0	0
06:00	1	1	0	0	0	0	1
07:00	0	1	0	0	1	1	0
08:00	1	1	0	2	0	0	1
09:00	0	0	0	0	1	0	0
10:00	1	0	0	1	0	3	0
11:00	1	0	2	0	0	1	0
12:00	2	2	0	0	2	3	1
13:00	1	1	2	0	0	2	0
14:00	1	1	1	1	1	0	2
15:00	1	0	1	0	0	1	0
16:00	2	0	1	0	1	0	0
17:00	1	0	2	0	1	0	0
18:00	0	1	1	1	1	3	2
19:00	1	2	0	0	0	0	0
20:00	0	0	0	1	1	1	0
21:00	0	0	0	0	0	0	1
22:00	0	0	0	0	0	0	0
23:00	0	0	0	1	0	0	0
Total Responses for Day	15	10	10	7	9	16	8
% of Responses for Day	13.33%	20.00%	20.00%	28.57%	22.22%	18.75%	25.00%
% of Responses for Week	20.00%	13.33%	13.33%	9.33%	12.00%	21.33%	10.67%

Hour	Total per Hour	Percent
00:00	1	1.33%
01:00	0	0.00%
02:00	0	0.00%
03:00	1	1.33%
04:00	1	1.33%
05:00	0	0.00%
06:00	3	4.00%
07:00	3	4.00%
08:00	5	6.67%
09:00	1	1.33%
10:00	5	6.67%
11:00	4	5.33%
12:00	10	13.33%
13:00	6	8.00%
14:00	7	9.33%
15:00	3	4.00%
16:00	4	5.33%
17:00	4	5.33%
18:00	9	12.00%
19:00	3	4.00%
20:00	3	4.00%
21:00	1	1.33%
22:00	0	0.00%
23:00	1	1.33%
Total	75	100.00%

Incident Count by Weekday and Hour for Zone, for Shift and Date Range. Zone information is defined on the Basic Info 3 screen of an incident. Only REVIEWED incidents included. Maximum call volumes for each day are shown with a RED background, and maximum call volumes for each hour are shown with a BLUE background. "% of Responses for Day" indicates the maximum hourly call volume as percentage of total calls for the day of the week. "% of Responses for Week" indicates the total number of calls for the day of the week as a percentage of total calls.

Longwood Fire Company

Kennett Square, PA

This report was generated on 4/11/2021 10:21:09 AM



Incident Type Count per Municipality per Station for Date Range

Start Date: 03/01/2021 | End Date: 03/31/2021

INCIDENT TYPE	# INCIDENTS
MUNICIPALITY: CHADDS FORD	
Station 25 - Station 25:	
744 - Detector activation, no fire - unintentional	1
# Incidents for 25 - Station 25:	1
# INCIDENTS FOR CHADDS FORD:	1

MUNICIPALITY: CONCORD (TOWNSHIP OF)	
Station 25 - Station 25:	
111 - Building fire	2
611 - Dispatched & cancelled en route	1
# Incidents for 25 - Station 25:	3
# INCIDENTS FOR CONCORD (TOWNSHIP OF):	3

MUNICIPALITY: CRANSTON HEIGHTS	
Station 25 - Station 25:	
111 - Building fire	1
# Incidents for 25 - Station 25:	1
# INCIDENTS FOR CRANSTON HEIGHTS:	1

MUNICIPALITY: EAST MARLBOROUGH (TOWNSHIP OF)	
Station 25 - Station 25:	
130 - Mobile property (vehicle) fire, other	1
141 - Forest, woods or wildland fire	1
142 - Brush or brush-and-grass mixture fire	1
311 - Medical assist, assist EMS crew	5
322 - Motor vehicle accident with injuries	1
324 - Motor vehicle accident with no injuries.	1
651 - Smoke scare, odor of smoke	1
745 - Alarm system activation, no fire - unintentional	6
# Incidents for 25 - Station 25:	17
# INCIDENTS FOR EAST MARLBOROUGH (TOWNSHIP OF):	17

Only REVIEWED incidents included.



INCIDENT TYPE	# INCIDENTS
MUNICIPALITY: KENNETT (TOWNSHIP OF)	
Station 25 - Station 25:	
111 - Building fire	1
141 - Forest, woods or wildland fire	1
142 - Brush or brush-and-grass mixture fire	1
311 - Medical assist, assist EMS crew	3
322 - Motor vehicle accident with injuries	1
324 - Motor vehicle accident with no injuries.	1
631 - Authorized controlled burning	1
733 - Smoke detector activation due to malfunction	2
735 - Alarm system sounded due to malfunction	3
744 - Detector activation, no fire - unintentional	1
745 - Alarm system activation, no fire - unintentional	3
746 - Carbon monoxide detector activation, no CO	1
# Incidents for 25 - Station 25:	19
# INCIDENTS FOR KENNETT (TOWNSHIP OF):	19

MUNICIPALITY: KENNETT SQUARE	
Station 25 - Station 25:	
324 - Motor vehicle accident with no injuries.	1
611 - Dispatched & cancelled en route	1
652 - Steam, vapor, fog or dust thought to be smoke	1
745 - Alarm system activation, no fire - unintentional	2
# Incidents for 25 - Station 25:	5
# INCIDENTS FOR KENNETT SQUARE:	5

MUNICIPALITY: LONDONDERRY (TOWNSHIP OF)	
Station 25 - Station 25:	
141 - Forest, woods or wildland fire	1
# Incidents for 25 - Station 25:	1
# INCIDENTS FOR LONDONDERRY (TOWNSHIP OF):	1

MUNICIPALITY: NEW CASTLE (COUNTY)	
Station 25 - Station 25:	
611 - Dispatched & cancelled en route	2
# Incidents for 25 - Station 25:	2
# INCIDENTS FOR NEW CASTLE (COUNTY):	2

Only REVIEWED incidents included.

INCIDENT TYPE	# INCIDENTS
MUNICIPALITY: NEW GARDEN (TOWNSHIP OF)	
Station 25 - Station 25:	
551 - Assist police or other governmental agency	1
# Incidents for 25 - Station 25:	1
# INCIDENTS FOR NEW GARDEN (TOWNSHIP OF):	1

MUNICIPALITY: NEW LONDON (TOWNSHIP OF)	
Station 25 - Station 25:	
611 - Dispatched & cancelled en route	1
# Incidents for 25 - Station 25:	1
# INCIDENTS FOR NEW LONDON (TOWNSHIP OF):	1

MUNICIPALITY: NEWLIN (TOWNSHIP OF)	
Station 25 - Station 25:	
151 - Outside rubbish, trash or waste fire	2
# Incidents for 25 - Station 25:	2
# INCIDENTS FOR NEWLIN (TOWNSHIP OF):	2

MUNICIPALITY: PENNSBURY (TOWNSHIP OF)	
Station 25 - Station 25:	
142 - Brush or brush-and-grass mixture fire	3
311 - Medical assist, assist EMS crew	1
322 - Motor vehicle accident with injuries	1
352 - Extrication of victim(s) from vehicle	1
551 - Assist police or other governmental agency	1
733 - Smoke detector activation due to malfunction	1
745 - Alarm system activation, no fire - unintentional	2
746 - Carbon monoxide detector activation, no CO	1
911 - Citizen complaint	1
# Incidents for 25 - Station 25:	12
# INCIDENTS FOR PENNSBURY (TOWNSHIP OF):	12

MUNICIPALITY: POCOPSON (TOWNSHIP OF)	
Station 25 - Station 25:	
111 - Building fire	1
118 - Trash or rubbish fire, contained	2
142 - Brush or brush-and-grass mixture fire	2
151 - Outside rubbish, trash or waste fire	2
154 - Dumpster or other outside trash receptacle fire	1

Only REVIEWED incidents included.

INCIDENT TYPE	# INCIDENTS
412 - Gas leak (natural gas or LPG)	1
# Incidents for 25 - Station 25:	9
# INCIDENTS FOR POCOPSON (TOWNSHIP OF):	9

MUNICIPALITY: WEST MARLBOROUGH (TOWNSHIP OF)	
Station 25 - Station 25:	
111 - Building fire	1
# Incidents for 25 - Station 25:	1
# INCIDENTS FOR WEST MARLBOROUGH (TOWNSHIP OF):	1

Only REVIEWED incidents included.

Longwood Fire Company

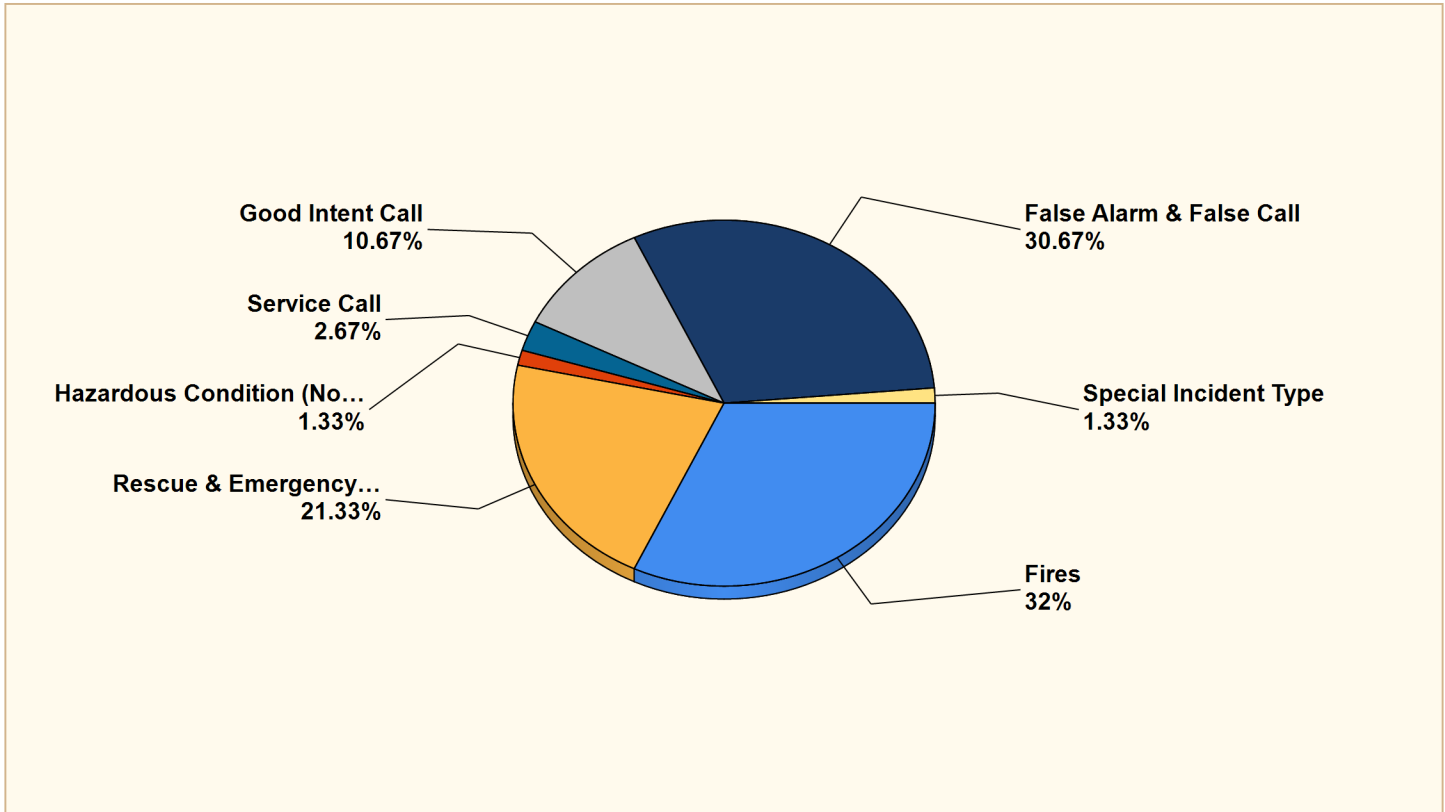
Kennett Square, PA

This report was generated on 4/11/2021 10:21:55 AM



Breakdown by Major Incident Types for Date Range

Zone(s): All Zones | Start Date: 03/01/2021 | End Date: 03/31/2021



MAJOR INCIDENT TYPE	# INCIDENTS	% of TOTAL
Fires	24	32%
Rescue & Emergency Medical Service	16	21.33%
Hazardous Condition (No Fire)	1	1.33%
Service Call	2	2.67%
Good Intent Call	8	10.67%
False Alarm & False Call	23	30.67%
Special Incident Type	1	1.33%
TOTAL	75	100%

Only REVIEWED and/or LOCKED IMPORTED incidents are included. Summary results for a major incident type are not displayed if the count is zero.



Detailed Breakdown by Incident Type

INCIDENT TYPE	# INCIDENTS	% of TOTAL
111 - Building fire	6	8%
118 - Trash or rubbish fire, contained	2	2.67%
130 - Mobile property (vehicle) fire, other	1	1.33%
141 - Forest, woods or wildland fire	3	4%
142 - Brush or brush-and-grass mixture fire	7	9.33%
151 - Outside rubbish, trash or waste fire	4	5.33%
154 - Dumpster or other outside trash receptacle fire	1	1.33%
311 - Medical assist, assist EMS crew	9	12%
322 - Motor vehicle accident with injuries	3	4%
324 - Motor vehicle accident with no injuries.	3	4%
352 - Extrication of victim(s) from vehicle	1	1.33%
412 - Gas leak (natural gas or LPG)	1	1.33%
551 - Assist police or other governmental agency	2	2.67%
611 - Dispatched & cancelled en route	5	6.67%
631 - Authorized controlled burning	1	1.33%
651 - Smoke scare, odor of smoke	1	1.33%
652 - Steam, vapor, fog or dust thought to be smoke	1	1.33%
733 - Smoke detector activation due to malfunction	3	4%
735 - Alarm system sounded due to malfunction	3	4%
744 - Detector activation, no fire - unintentional	2	2.67%
745 - Alarm system activation, no fire - unintentional	13	17.33%
746 - Carbon monoxide detector activation, no CO	2	2.67%
911 - Citizen complaint	1	1.33%
TOTAL INCIDENTS:	75	100%

Only REVIEWED and/or LOCKED IMPORTED incidents are included. Summary results for a major incident type are not displayed if the count is zero.



Longwood Fire Company

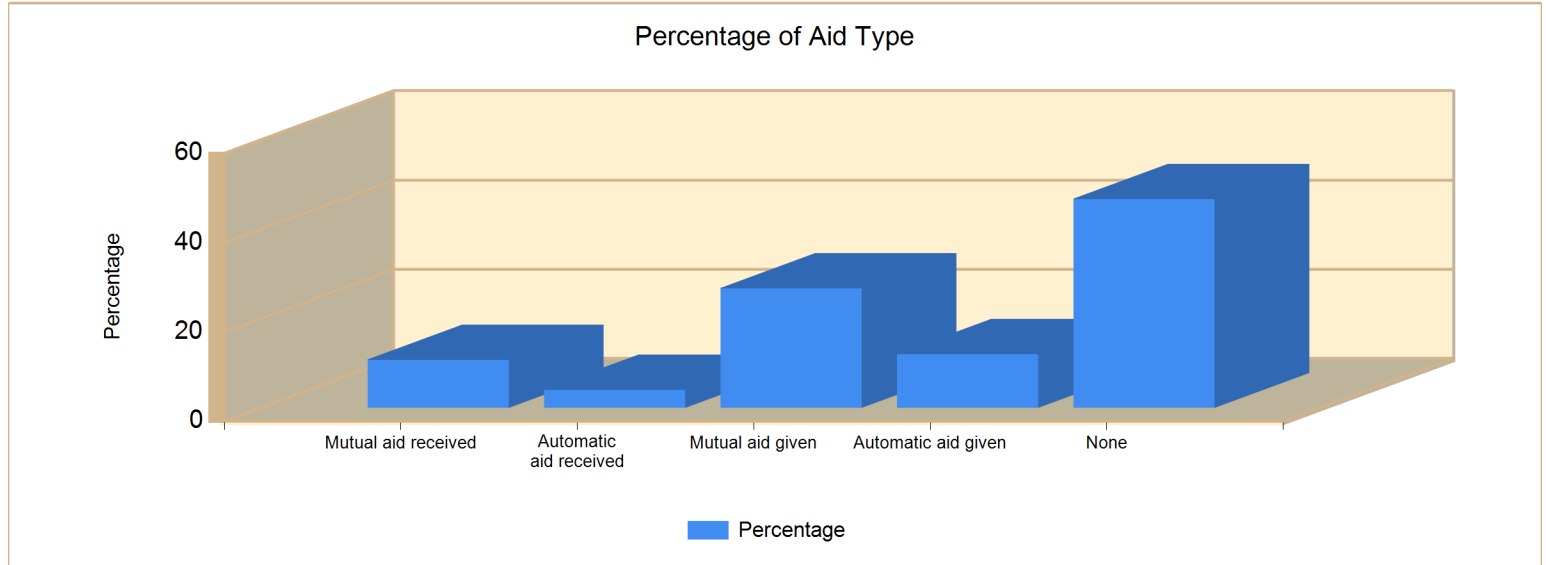
Kennett Square, PA

This report was generated on 4/11/2021 10:19:50 AM



Count of Aid Given and Received for Incidents for Date Range

Start Date: 03/01/2021 | End Date: 03/31/2021



AID TYPE	TOTAL	% of TOTAL
Mutual aid received	8	10.7%
Automatic aid received	3	4.0%
Mutual aid given	20	26.7%
Automatic aid given	9	12.0%
None	35	46.7%

Only REVIEWED incidents included

