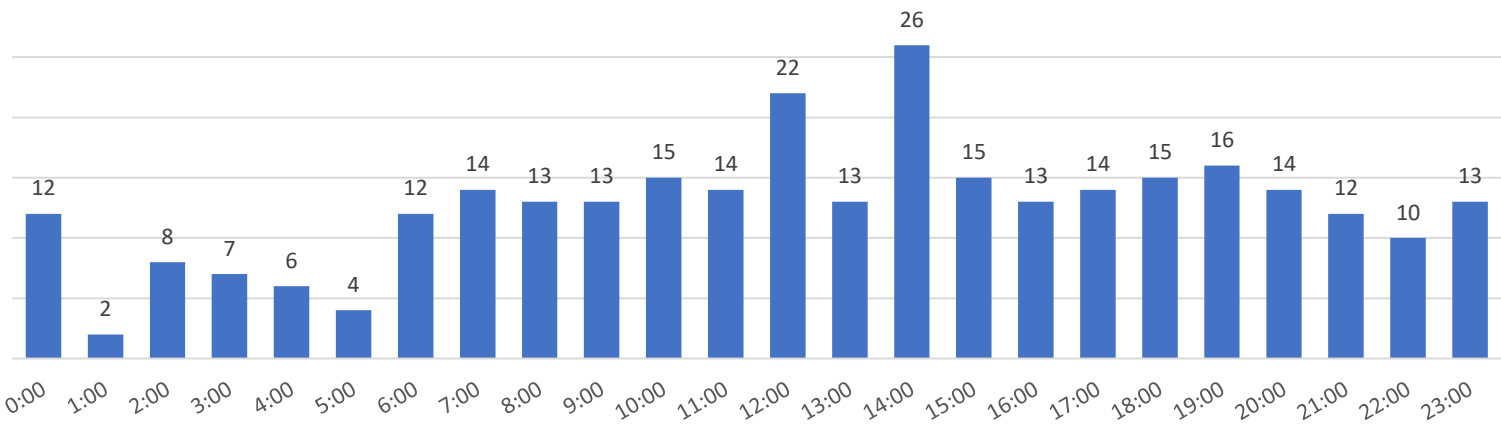


<b>Kennett Fire Company EMS Report</b>														
<b>District Total</b>	JAN	FEB	MAR	APR	MAY	JUN	JUL	AUG	SEPT	OCT	NOV	DEC	TOTAL	YTD %
Kennett Sqaure	38	36	47	38										0%
Kennett Township	41	42	9	5										0%
Pocopson	2	0	1	1										0%
East Marlborough	2	3	4	1										0%
Pennsbury Township	0	1	1	3										0%
Newlin	0	0	0	0										0%
Aid Given	3	8	5	11										0%
Missed Calls	2	0	0											0%
<b>TOTAL</b>	<b>88</b>	<b>90</b>	<b>67</b>	<b>59</b>	<b>0</b>	<b>0</b>	<b>0</b>	<b>0</b>	<b>0</b>	<b>0</b>	<b>0</b>	<b>0</b>	<b>304</b>	<b>100%</b>

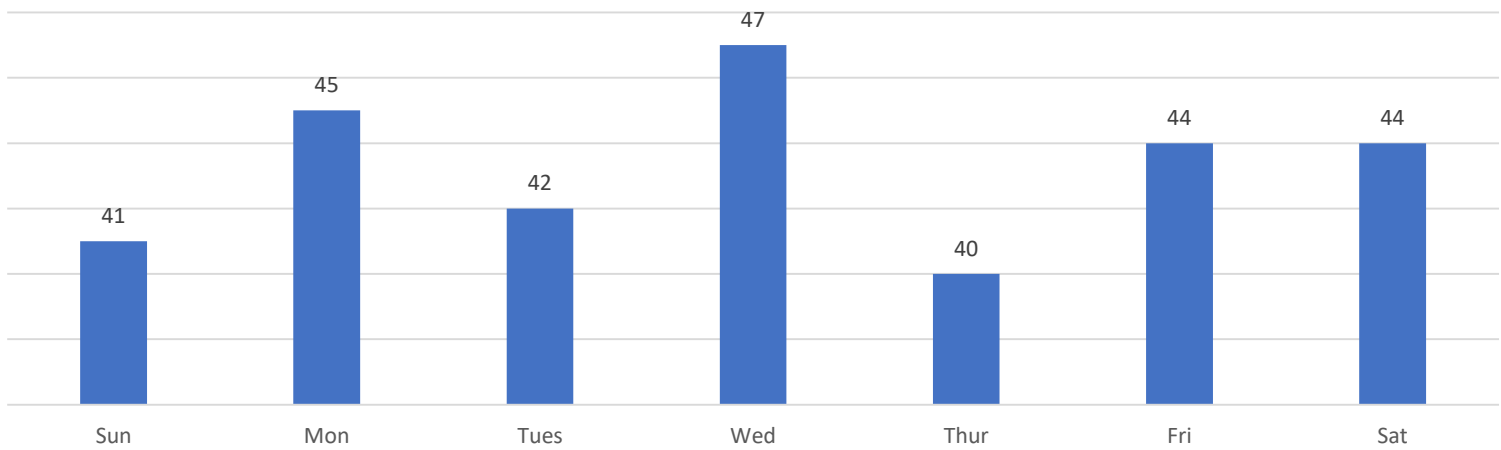
<b>Handled Outcomes</b>														
BLS Transport	41	34	22	18										60%
ALS Transports	21	25	18	14										40%
<b>Total Transports</b>	<b>62</b>	<b>59</b>	<b>40</b>	<b>32</b>	<b>0</b>	<b>0</b>	<b>0</b>	<b>0</b>	<b>0</b>	<b>0</b>	<b>0</b>	<b>0</b>	<b>193</b>	<b>63%</b>
Refusals	9	9	7	6										10%
No Services	15	18	17	15										21%
Recalled	0	4	3	5										4%
Other	0	0	0	1										0%
<b>Non Trans. Total</b>	<b>24</b>	<b>31</b>	<b>27</b>	<b>27</b>	<b>0</b>	<b>0</b>	<b>0</b>	<b>0</b>	<b>0</b>	<b>0</b>	<b>0</b>	<b>0</b>	<b>109</b>	<b>36%</b>
Total Volume	86	90	67	59	0	0	0	0	0	0	0	0	302	100%

<b>Yearly Call Trends</b>					
	Year	2017	2018	2020	2021(YTD)
	Total Calls	1096	1136	1276	304

### YTD Volume By Hour



### YTD Call Volume by Day



<b>Response Time Averages (YTD)</b>					
<b>**Reported in Minutes**</b>					
Dispatch to Enroute	Enroute to Onscene	Dispatch to Onscene	Onscene Time	Transport Time	Dispatch to Available
1.6	4.8	6.4	18.2	23.3	63.5
Max 4	Max 15	Max 25			Max 150

<b>ALS vs BLS Dispatch</b>		
	Total	%
BLS	29	49%
ALS	30	51%
Total	59	100%
ALS Released	10	33%
ALS Added	0	0%

<b>Covering Agencies</b>	
Agency	Total
Longwood	7
Avondale	7
West Grove	3
New Castle	0
Other	1

<b>ALS Usage</b>	
Longwood	12
SCCEMS	2
Good Fellowship	0
Delaware County	0
New Castle	0

<b>Common Place Incidents</b>		
Name	Total	%
Brandywine Assisted	0	0%
Friends Home	6	10%
Pocopson Home	0	0%
Crosslands	0	0%
Kendal	1	2%
Longwood Gardens	0	0%
Chester County Prison	1	2%
Total	8	



# Kennett Fire Company

Kennett Square, PA

This report was generated on 5/7/2021 12:02:35 PM



## Incident Type Count per Municipality per Station for Date Range

Start Date: 04/01/2021 | End Date: 04/30/2021

INCIDENT TYPE	# INCIDENTS
<b>MUNICIPALITY: EAST MARLBOROUGH (TOWNSHIP OF)</b>	
<b>Station 24 - Kennett Fire Company:</b>	
131 - Passenger vehicle fire	1
743 - Smoke detector activation, no fire - unintentional	1
<b># Incidents for 24 - Kennett Fire Company:</b>	<b>2</b>
<b># INCIDENTS FOR EAST MARLBOROUGH (TOWNSHIP OF):</b>	<b>2</b>

<b>MUNICIPALITY: KENNETT (TOWNSHIP OF)</b>	
<b>Station 24 - Kennett Fire Company:</b>	
100 - Fire, other	1
311 - Medical assist, assist EMS crew	3
322 - Motor vehicle accident with injuries	2
324 - Motor vehicle accident with no injuries.	2
412 - Gas leak (natural gas or LPG)	1
551 - Assist police or other governmental agency	1
733 - Smoke detector activation due to malfunction	1
736 - CO detector activation due to malfunction	1
743 - Smoke detector activation, no fire - unintentional	2
<b># Incidents for 24 - Kennett Fire Company:</b>	<b>14</b>
<b># INCIDENTS FOR KENNETT (TOWNSHIP OF):</b>	<b>14</b>

<b>MUNICIPALITY: KENNETT SQUARE</b>	
<b>Station 24 - Kennett Fire Company:</b>	
154 - Dumpster or other outside trash receptacle fire	1
311 - Medical assist, assist EMS crew	3
323 - Motor vehicle/pedestrian accident (MV Ped)	1
324 - Motor vehicle accident with no injuries.	2
571 - Cover assignment, standby, moveup	2
733 - Smoke detector activation due to malfunction	1
743 - Smoke detector activation, no fire - unintentional	1
745 - Alarm system activation, no fire - unintentional	1
<b># Incidents for 24 - Kennett Fire Company:</b>	<b>12</b>
<b># INCIDENTS FOR KENNETT SQUARE:</b>	<b>12</b>

Only REVIEWED incidents included.

INCIDENT TYPE	# INCIDENTS
<b>MUNICIPALITY: NEW GARDEN (TOWNSHIP OF)</b>	
<b>Station 24 - Kennett Fire Company:</b>	
111 - Building fire	1
142 - Brush or brush-and-grass mixture fire	1
322 - Motor vehicle accident with injuries	3
324 - Motor vehicle accident with no injuries.	1
<b># Incidents for 24 - Kennett Fire Company:</b>	<b>6</b>
<b># INCIDENTS FOR NEW GARDEN (TOWNSHIP OF):</b>	<b>6</b>

<b>MUNICIPALITY: YORKLYN</b>	
<b>Station 24 - Kennett Fire Company:</b>	
111 - Building fire	3
<b># Incidents for 24 - Kennett Fire Company:</b>	<b>3</b>
<b># INCIDENTS FOR YORKLYN:</b>	<b>3</b>

Only REVIEWED incidents included.



# Kennett Fire Company

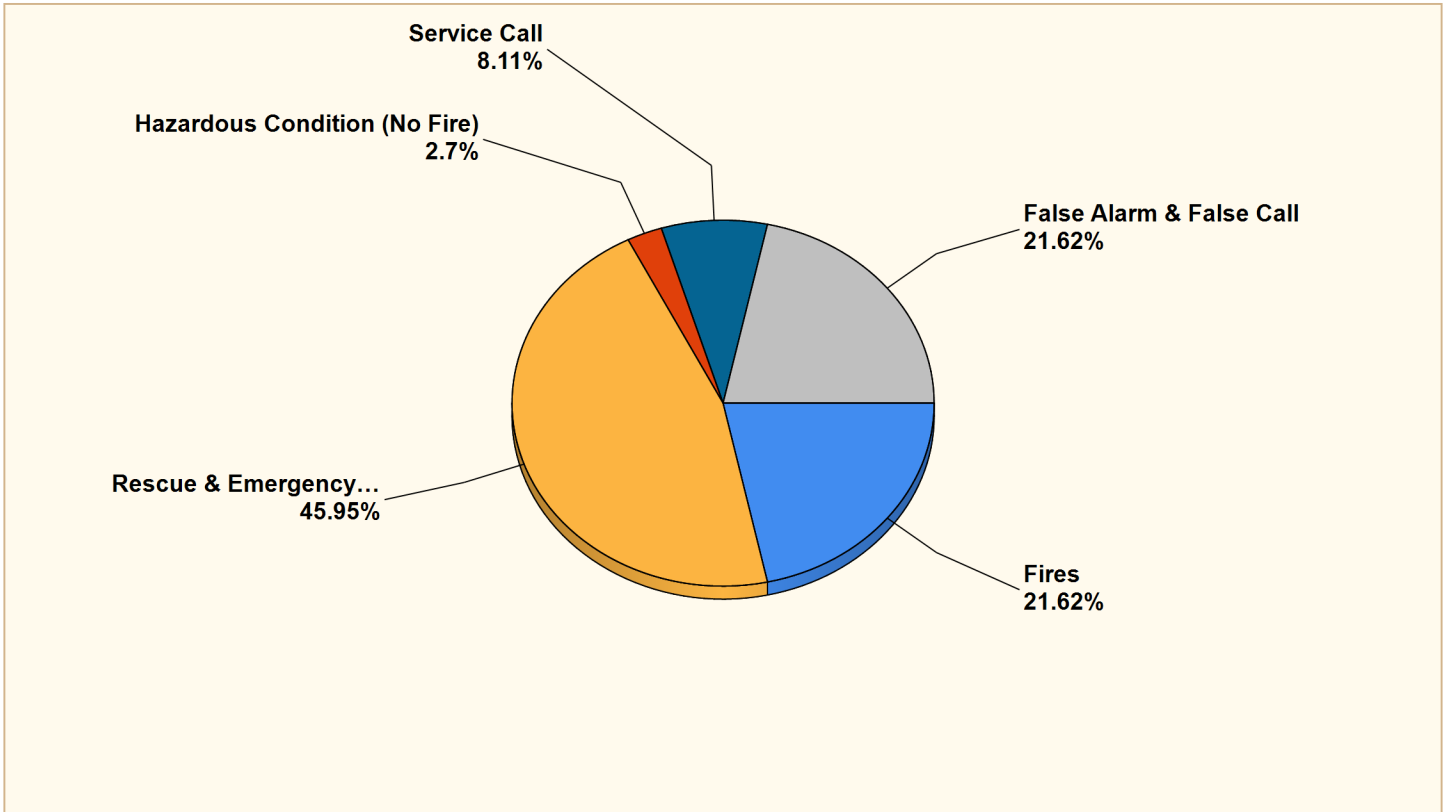
Kennett Square, PA

This report was generated on 5/7/2021 12:01:37 PM



## Breakdown by Major Incident Types for Date Range

Zone(s): All Zones | Start Date: 04/01/2021 | End Date: 04/30/2021



MAJOR INCIDENT TYPE	# INCIDENTS	% of TOTAL
Fires	8	21.62%
Rescue & Emergency Medical Service	17	45.95%
Hazardous Condition (No Fire)	1	2.7%
Service Call	3	8.11%
False Alarm & False Call	8	21.62%
<b>TOTAL</b>	<b>37</b>	<b>100%</b>

Only REVIEWED and/or LOCKED IMPORTED incidents are included. Summary results for a major incident type are not displayed if the count is zero.



### Detailed Breakdown by Incident Type

INCIDENT TYPE	# INCIDENTS	% of TOTAL
100 - Fire, other	1	2.7%
111 - Building fire	4	10.81%
131 - Passenger vehicle fire	1	2.7%
142 - Brush or brush-and-grass mixture fire	1	2.7%
154 - Dumpster or other outside trash receptacle fire	1	2.7%
311 - Medical assist, assist EMS crew	6	16.22%
322 - Motor vehicle accident with injuries	5	13.51%
323 - Motor vehicle/pedestrian accident (MV Ped)	1	2.7%
324 - Motor vehicle accident with no injuries.	5	13.51%
412 - Gas leak (natural gas or LPG)	1	2.7%
551 - Assist police or other governmental agency	1	2.7%
571 - Cover assignment, standby, moveup	2	5.41%
733 - Smoke detector activation due to malfunction	2	5.41%
736 - CO detector activation due to malfunction	1	2.7%
743 - Smoke detector activation, no fire - unintentional	4	10.81%
745 - Alarm system activation, no fire - unintentional	1	2.7%
<b>TOTAL INCIDENTS:</b>	<b>37</b>	<b>100%</b>

Only REVIEWED and/or LOCKED IMPORTED incidents are included. Summary results for a major incident type are not displayed if the count is zero.





# Kennett Fire Company

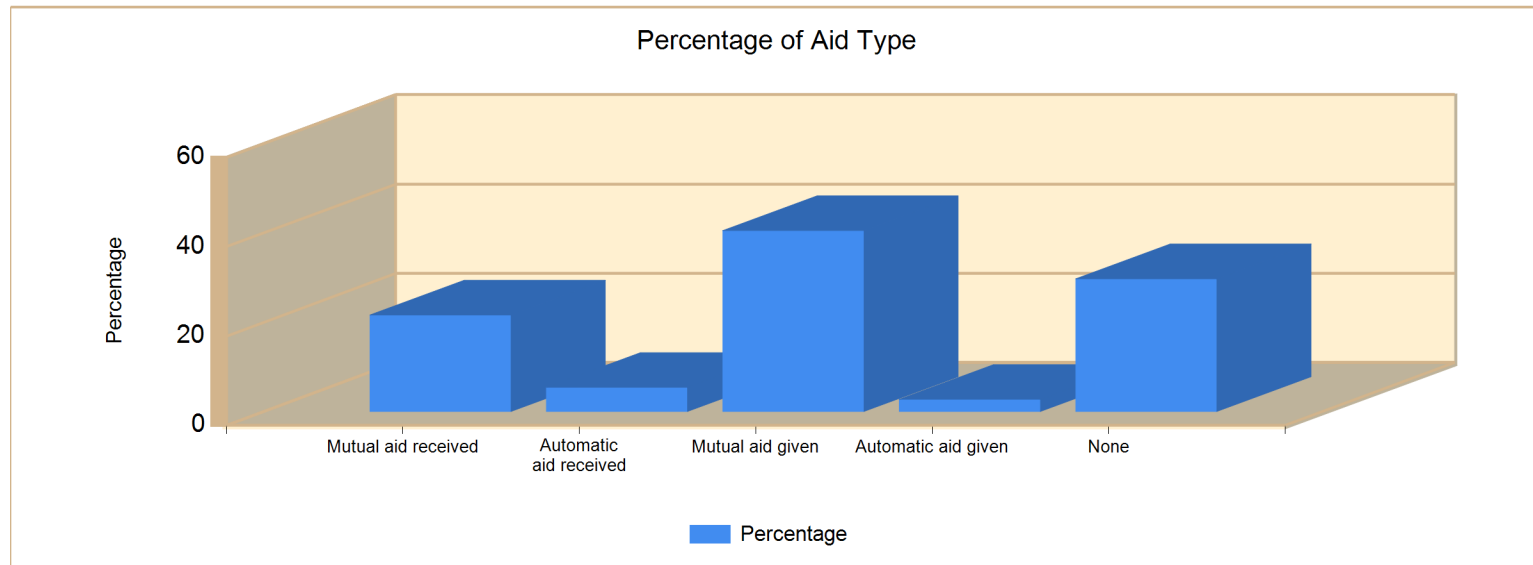
Kennett Square, PA

This report was generated on 5/7/2021 12:03:30 PM



## Count of Aid Given and Received for Incidents for Date Range

Start Date: 04/01/2021 | End Date: 04/30/2021



AID TYPE	TOTAL	% of TOTAL
Mutual aid received	8	21.6%
Automatic aid received	2	5.4%
Mutual aid given	15	40.5%
Automatic aid given	1	2.7%
None	11	29.7%

Only REVIEWED incidents included

