



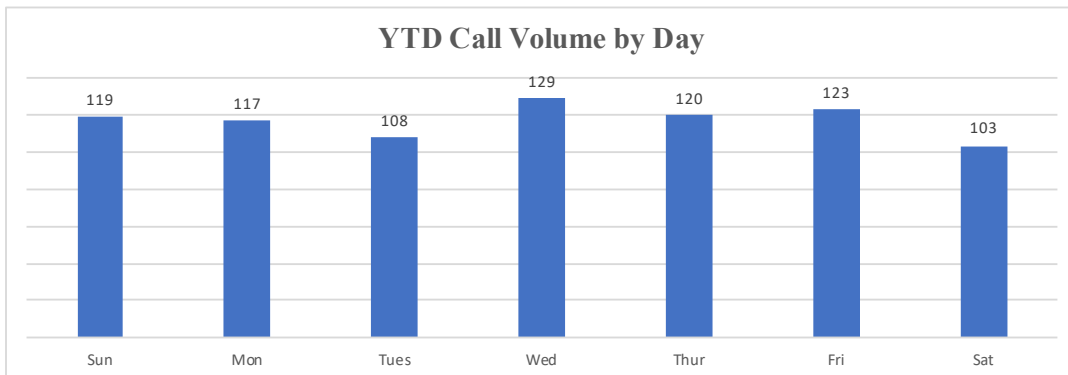
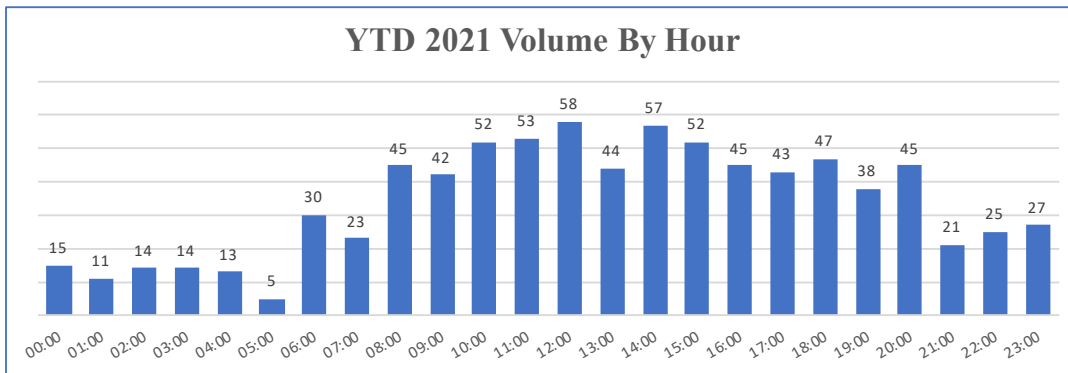
Longwood Fire Company EMS Report 2021



District Total	JAN	FEB	MAR	APR	MAY	JUN	JUL	AUG	SEPT	OCT	NOV	DEC	TOTAL	YTD %
Kennett Sqaure	28	14	29	22									93	12%
Kennett Township	39	60	77	70									246	31%
Pocopson	36	26	42	32									136	17%
East Marlborough	36	31	47	52									166	21%
Pennsbury Township	16	18	28	27									89	11%
Newlin	3	7	6	3									19	2%
Aid Given	6	7	5	7									25	3%
Missed Calls	5	9	7	4									25	3%
TOTAL	169	172	241	217	0	0	0	0	0	0	0	0	799	100%

Handled Outcomes	* Based on Charts written for Incidents													
BLS Transport	47	39	57	59									202	38%
ALS Transports	60	75	99	92									326	62%
Total Transports	107	114	156	151	0	0	0	0	0	0	0	0	528	66%
Refusals	19	15	44	25									103	13%
No Services	17	11	19	27									74	9%
Recalled	28	20	17	13									78	10%
Other	4	6	7	4									21	3%
Non Trans. Total	68	52	87	69	0	0	0	0	0	0	0	0	276	35%
Total Volume	175	166	243	220	0	0	0	0	0	0	0	0	804	
Scheduled EMS Event	9	0	0	9	0	0	0	0	0	0	0	0	18	

Yearly Call Trends					
Year	2018	2019	2020	2021(YTD)	
Total Calls	2278	2403	2225	799	



Response Time Averages **Reported in Minutes**					
Dispatch to Enroute	Enroute to Onscene	Dispatch to Onscene	Onscene Time	Transport Time	Dispatch to Available
2.02.019	5.72	7.55	14.29	22.93	65.44
Max 4	Max 15	Max 25		Max 90	Max 150

ALS vs BLS Dispatch *		
	Total	%
BLS	107	50%
ALS	106	50%
Total	213	100%
*25 Doesn't Track		

BLS Cover Units	
Agency	Total
Kennett	4
Avondale	0
GFAC	0
Other	0

ALS Cover Units	
Agency	Total
SCCEMS 94-1	0
SCCEMS 94-2	1
Good Fellowship	0
Concordville	0
New Castle	0

Missed Calls YTD	
Call Sequence	Total
2nd Call	7
3rd Call	18
4th Call	0
5th Call	0
6th Call	0
Total	25

Common Place Incidents		
Name	Total	%
Brandywine Assisted	5	2%
Friends Home	2	1%
Pocopson Home	11	5%
Crosslands	6	3%
Kendal	6	3%
Longwood Gardens	3	1%
Chester County Prison	5	2%
Total	38	18%
* Started Tracking this through EMS Charts		

Call Types YTD		
<small>Criteria Date From: 01/01/2021 Date To: 04/30/2021 ALL by Medical Category</small>		
Group	Count	Pct
ALS - Abdominal Pain	19	2.3
ALS - Allergic/Med Reaction	8	1.0
ALS - Assault w/Injury	2	0.2
ALS - Back Pain	3	0.4
ALS - Burns - Misc	2	0.2
ALS - Burns - Scalding/Other	1	0.1
ALS - CVA/Stroke	30	3.7
ALS - Cardiac Problems	95	11.6
ALS - Cardiac/Resp Arrest	14	1.7
ALS - Diabetic Emergency	9	1.1
ALS - Emotional Disorder	3	0.4
ALS - Exposure to Heat/Cold	1	0.1
ALS - Fall	30	3.7
ALS - Hemorrhaging	12	1.5
ALS - Hypotension	13	1.6
ALS - Injured Person	8	1.0
ALS - Maternity/Labor Pains	4	0.5
ALS - Overdose	10	1.2
ALS - Respiratory Difficulty	77	9.4
ALS - Seizures	8	1.0
ALS - Shooting	2	0.2
ALS - Syncope	22	2.7
ALS - Unconscious Person	5	0.6
ALS - Unresponsive Person	11	1.3
Accident - ALS	10	1.2
Accident - BLS	37	4.5
Accident - Entrapment	12	1.5
Accident - Involving Fire	2	0.2
Accident - Pedestrian	1	0.1
Alarm - BLS Medical	12	1.5
Alarm - Carbon Monoxide	7	0.9
BLS - Abdominal Pain	20	2.4
BLS - Allergic/Med Reaction	4	0.5
BLS - Assault w/Injury	3	0.4
BLS - Back Pain	11	1.3
BLS - DCA	6	0.7
BLS - Emotional Disorder	16	2.0
BLS - Fall / Lift Assist	84	10.3
BLS - Hemorrhaging	15	1.8
BLS - Injured Person	19	2.3
BLS - Overdose	4	0.5
BLS - Seizures	5	0.6
BLS - Sick Person	102	12.5
BLS - Syncope	4	0.5
BLS - Unknown Nature	9	1.1
BMS - Non-Emergency Trans	1	0.1
EMS - Stand By - Event	18	2.2
EMS - Stand By - Fire	23	2.8
Fire - Other Type Rescue	4	0.5
Fire - Water Rescue	1	0.1
Total:	819	

Special Activities Report
Car Seat Inspections: 1
We are accepting appts for checks
Training Provided:
Longwood Gardens CPR/FA - 6 Students
Staff Training:
1 Career FT EMT went to and completed Firefighter 1 Training
Special Events Details:
The Lights - Lantern Festival x2 nights
Brandywine Hills PTP
Community Outreach:
Support Kennett FC & Rep Williams/Mayor Fetick
with Vaccine clinic at KHS
Longwood Gardens Event Hrs: =54

Longwood Fire Company

Kennett Square, PA

This report was generated on 5/10/2021 5:05:18 PM



Incident Count by Weekday and Hour for Zone for Shift for Date Range

Personnel: All Personnel | Shift(s): All Shifts | Zone: All Zones | Start Date: 04/01/2021 | End Date: 04/30/2021

Hour	Sun	Mon	Tue	Wed	Thu	Fri	Sat
00:00	0	0	0	0	0	0	0
01:00	0	0	0	0	1	0	0
02:00	0	0	0	0	0	0	0
03:00	0	0	0	0	1	0	1
04:00	0	0	0	0	0	0	0
05:00	0	0	0	0	0	0	0
06:00	0	1	0	0	1	0	0
07:00	0	0	0	0	0	0	0
08:00	0	0	0	1	1	1	0
09:00	0	0	0	0	0	3	0
10:00	0	0	1	1	1	0	1
11:00	0	0	0	1	0	0	1
12:00	0	0	1	0	1	0	2
13:00	0	0	1	0	0	0	0
14:00	0	0	3	1	1	1	0
15:00	1	2	1	0	1	0	1
16:00	0	0	0	1	2	0	1
17:00	0	0	3	0	1	1	2
18:00	0	0	0	2	3	1	2
19:00	0	0	1	0	0	1	0
20:00	0	0	1	3	0	0	0
21:00	0	0	0	0	1	1	0
22:00	0	0	0	0	0	0	0
23:00	0	0	1	0	0	0	0
Total Responses for Day	1	3	13	10	15	9	11
% of Responses for Day	100.00%	66.67%	23.08%	30.00%	20.00%	33.33%	18.18%
% of Responses for Week	1.61%	4.84%	20.97%	16.13%	24.19%	14.52%	17.74%

Hour	Total per Hour	Percent
00:00	0	0.00%
01:00	1	1.61%
02:00	0	0.00%
03:00	2	3.23%
04:00	0	0.00%
05:00	0	0.00%
06:00	2	3.23%
07:00	0	0.00%
08:00	3	4.84%
09:00	3	4.84%
10:00	4	6.45%
11:00	2	3.23%
12:00	4	6.45%
13:00	1	1.61%
14:00	6	9.68%
15:00	6	9.68%
16:00	4	6.45%
17:00	7	11.29%
18:00	8	12.90%
19:00	2	3.23%
20:00	4	6.45%
21:00	2	3.23%
22:00	0	0.00%
23:00	1	1.61%
Total	62	100.00%

Incident Count by Weekday and Hour for Zone, for Shift and Date Range. Zone information is defined on the Basic Info 3 screen of an incident. Only REVIEWED incidents included. Maximum call volumes for each day are shown with a RED background, and maximum call volumes for each hour are shown with a BLUE background. "% of Responses for Day" indicates the maximum hourly call volume as percentage of total calls for the day of the week. "% of Responses for Week" indicates the total number of calls for the day of the week as a percentage of total calls.

Longwood Fire Company

Kennett Square, PA

This report was generated on 5/10/2021 5:06:05 PM



Incident Type Count per Municipality per Station for Date Range

Start Date: 04/01/2021 | End Date: 04/30/2021

INCIDENT TYPE	# INCIDENTS
MUNICIPALITY: CONCORD (TOWNSHIP OF)	
Station 25 - Station 25:	
600 - Good intent call, other	1
# Incidents for 25 - Station 25:	1
# INCIDENTS FOR CONCORD (TOWNSHIP OF):	1

MUNICIPALITY: EAST MARLBOROUGH (TOWNSHIP OF)	
Station 25 - Station 25:	
311 - Medical assist, assist EMS crew	6
322 - Motor vehicle accident with injuries	1
324 - Motor vehicle accident with no injuries.	2
553 - Public service	1
611 - Dispatched & cancelled en route	1
622 - No incident found on arrival at dispatch address	1
# Incidents for 25 - Station 25:	12
# INCIDENTS FOR EAST MARLBOROUGH (TOWNSHIP OF):	12

MUNICIPALITY: EAST NOTTINGHAM (TOWNSHIP OF)	
Station 25 - Station 25:	
141 - Forest, woods or wildland fire	1
611 - Dispatched & cancelled en route	1
# Incidents for 25 - Station 25:	2
# INCIDENTS FOR EAST NOTTINGHAM (TOWNSHIP OF):	2

MUNICIPALITY: KENNETT (TOWNSHIP OF)	
Station 25 - Station 25:	
143 - Grass fire	1
311 - Medical assist, assist EMS crew	4
324 - Motor vehicle accident with no injuries.	3
352 - Extrication of victim(s) from vehicle	2
412 - Gas leak (natural gas or LPG)	1
745 - Alarm system activation, no fire - unintentional	4

Only REVIEWED incidents included.



INCIDENT TYPE	# INCIDENTS
746 - Carbon monoxide detector activation, no CO	1
# Incidents for 25 - Station 25:	16
# INCIDENTS FOR KENNETT (TOWNSHIP OF):	16

MUNICIPALITY: KENNETT SQUARE	
Station 25 - Station 25:	
154 - Dumpster or other outside trash receptacle fire	1
311 - Medical assist, assist EMS crew	1
323 - Motor vehicle/pedestrian accident (MV Ped)	1
324 - Motor vehicle accident with no injuries.	2
745 - Alarm system activation, no fire - unintentional	1
# Incidents for 25 - Station 25:	6
# INCIDENTS FOR KENNETT SQUARE:	6

MUNICIPALITY: NEW CASTLE (CCD)	
Station 25 - Station 25:	
111 - Building fire	1
# Incidents for 25 - Station 25:	1
# INCIDENTS FOR NEW CASTLE (CCD):	1

MUNICIPALITY: NEW CASTLE (COUNTY)	
Station 25 - Station 25:	
111 - Building fire	1
# Incidents for 25 - Station 25:	1
# INCIDENTS FOR NEW CASTLE (COUNTY):	1

MUNICIPALITY: NEW GARDEN (TOWNSHIP OF)	
Station 25 - Station 25:	
611 - Dispatched & cancelled en route	2
# Incidents for 25 - Station 25:	2
# INCIDENTS FOR NEW GARDEN (TOWNSHIP OF):	2

Only REVIEWED incidents included.

INCIDENT TYPE	# INCIDENTS
MUNICIPALITY: PENNSBURY (TOWNSHIP OF)	
Station 25 - Station 25:	
311 - Medical assist, assist EMS crew	2
445 - Arcing, shorted electrical equipment	1
600 - Good intent call, other	1
631 - Authorized controlled burning	1
632 - Prescribed fire	1
651 - Smoke scare, odor of smoke	1
743 - Smoke detector activation, no fire - unintentional	1
745 - Alarm system activation, no fire - unintentional	3
746 - Carbon monoxide detector activation, no CO	2
# Incidents for 25 - Station 25:	13
# INCIDENTS FOR PENNSBURY (TOWNSHIP OF):	13

MUNICIPALITY: POCOPSON (TOWNSHIP OF)	
Station 25 - Station 25:	
311 - Medical assist, assist EMS crew	1
324 - Motor vehicle accident with no injuries.	1
412 - Gas leak (natural gas or LPG)	1
631 - Authorized controlled burning	2
733 - Smoke detector activation due to malfunction	1
746 - Carbon monoxide detector activation, no CO	1
# Incidents for 25 - Station 25:	7
# INCIDENTS FOR POCOPSON (TOWNSHIP OF):	7

MUNICIPALITY: YORKLYN	
Station 25 - Station 25:	
111 - Building fire	1
# Incidents for 25 - Station 25:	1
# INCIDENTS FOR YORKLYN:	1

Only REVIEWED incidents included.

Longwood Fire Company

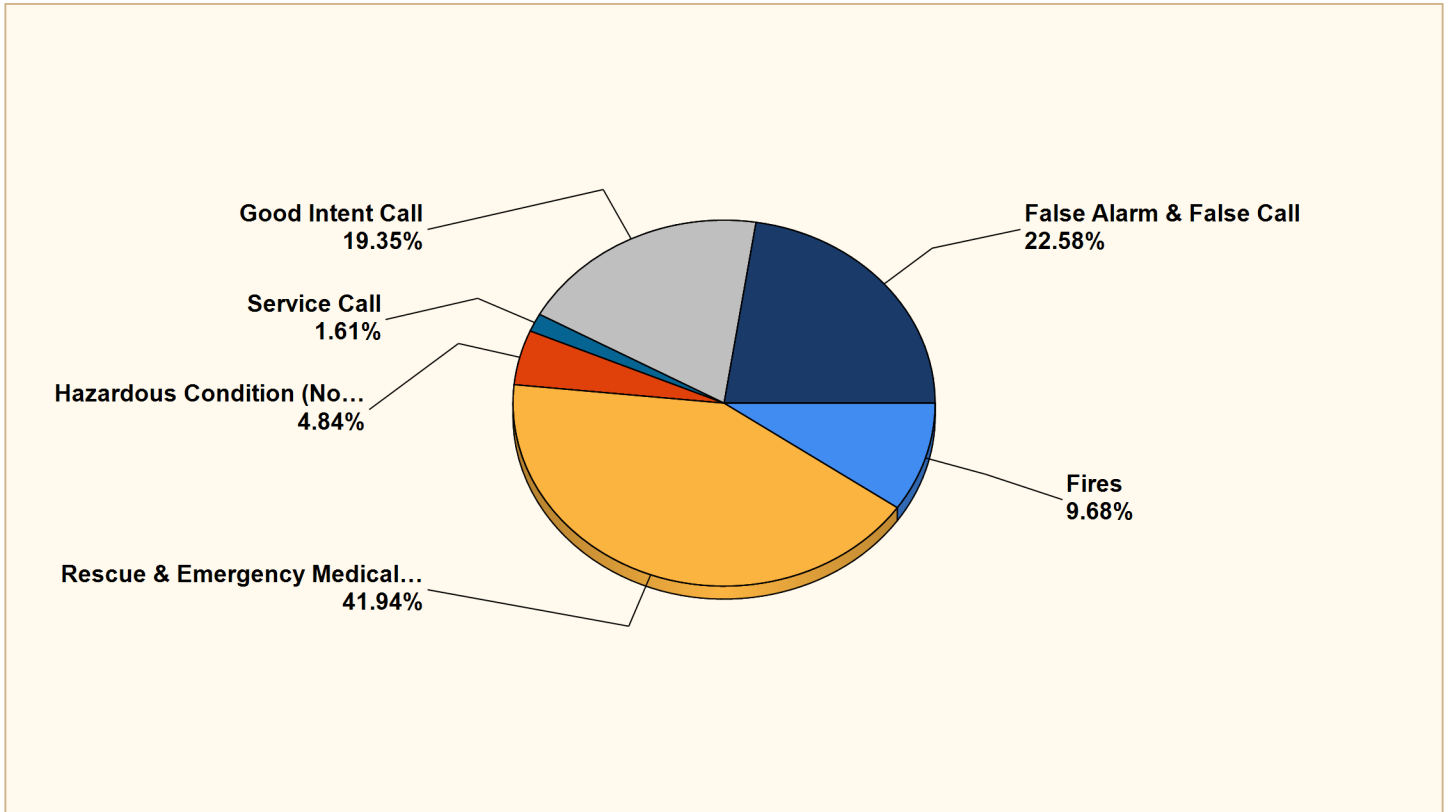
Kennett Square, PA

This report was generated on 5/10/2021 5:03:36 PM



Breakdown by Major Incident Types for Date Range

Zone(s): All Zones | Start Date: 04/01/2021 | End Date: 04/30/2021



MAJOR INCIDENT TYPE	# INCIDENTS	% of TOTAL
Fires	6	9.68%
Rescue & Emergency Medical Service	26	41.94%
Hazardous Condition (No Fire)	3	4.84%
Service Call	1	1.61%
Good Intent Call	12	19.35%
False Alarm & False Call	14	22.58%
TOTAL	62	100%

Only REVIEWED and/or LOCKED IMPORTED incidents are included. Summary results for a major incident type are not displayed if the count is zero.



Detailed Breakdown by Incident Type

INCIDENT TYPE	# INCIDENTS	% of TOTAL
111 - Building fire	3	4.84%
141 - Forest, woods or wildland fire	1	1.61%
143 - Grass fire	1	1.61%
154 - Dumpster or other outside trash receptacle fire	1	1.61%
311 - Medical assist, assist EMS crew	14	22.58%
322 - Motor vehicle accident with injuries	1	1.61%
323 - Motor vehicle/pedestrian accident (MV Ped)	1	1.61%
324 - Motor vehicle accident with no injuries.	8	12.9%
352 - Extrication of victim(s) from vehicle	2	3.23%
412 - Gas leak (natural gas or LPG)	2	3.23%
445 - Arcing, shorted electrical equipment	1	1.61%
553 - Public service	1	1.61%
600 - Good intent call, other	2	3.23%
611 - Dispatched & cancelled en route	4	6.45%
622 - No incident found on arrival at dispatch address	1	1.61%
631 - Authorized controlled burning	3	4.84%
632 - Prescribed fire	1	1.61%
651 - Smoke scare, odor of smoke	1	1.61%
733 - Smoke detector activation due to malfunction	1	1.61%
743 - Smoke detector activation, no fire - unintentional	1	1.61%
745 - Alarm system activation, no fire - unintentional	8	12.9%
746 - Carbon monoxide detector activation, no CO	4	6.45%
TOTAL INCIDENTS:	62	100%

Only REVIEWED and/or LOCKED IMPORTED incidents are included. Summary results for a major incident type are not displayed if the count is zero.



Longwood Fire Company

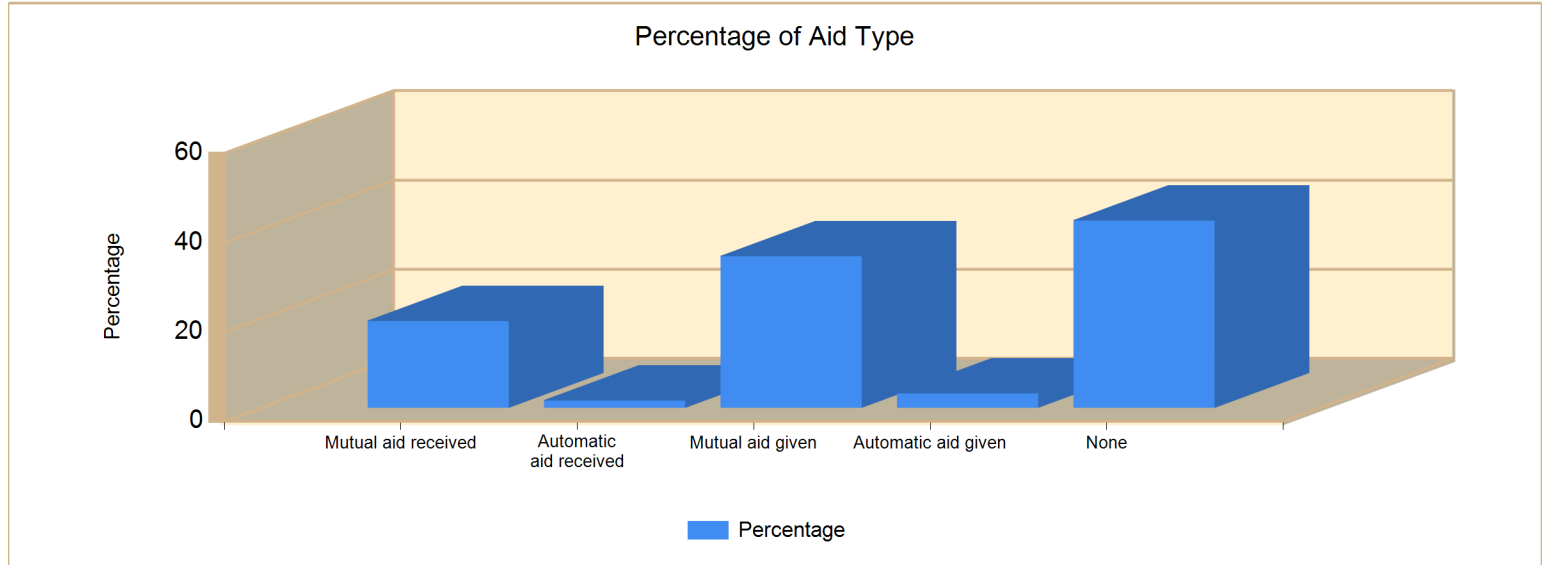
Kennett Square, PA

This report was generated on 5/10/2021 5:04:34 PM



Count of Aid Given and Received for Incidents for Date Range

Start Date: 04/01/2021 | End Date: 04/30/2021



AID TYPE	TOTAL	% of TOTAL
Mutual aid received	12	19.4%
Automatic aid received	1	1.6%
Mutual aid given	21	33.9%
Automatic aid given	2	3.2%
None	26	41.9%

Only REVIEWED incidents included

