



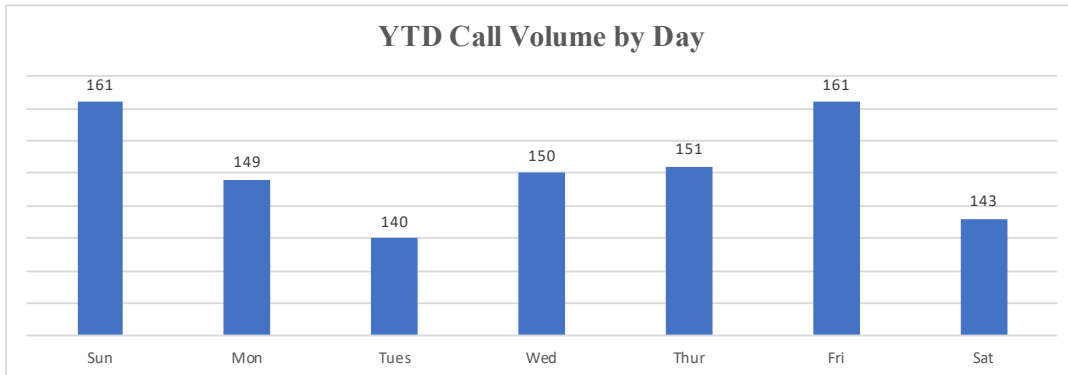
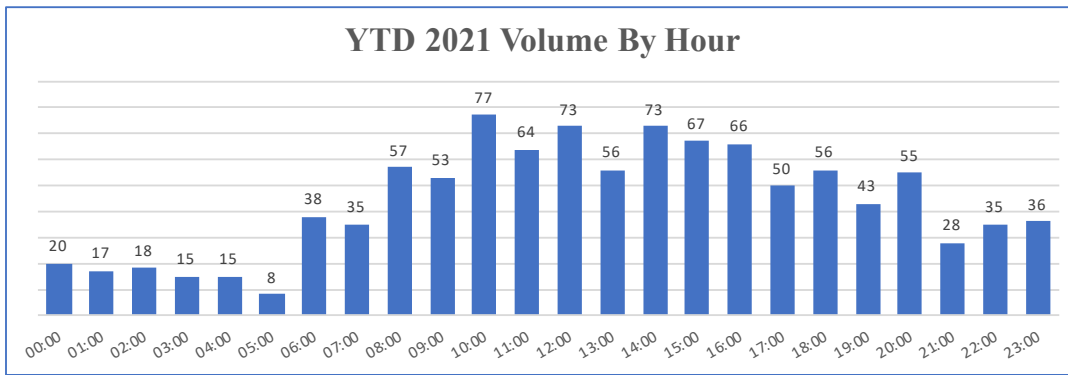
Longwood Fire Company EMS Report 2021



District Total	JAN	FEB	MAR	APR	MAY	JUN	JUL	AUG	SEPT	OCT	NOV	DEC	TOTAL	YTD %
Kennett Sqaure	28	14	29	22	18								111	11%
Kennett Township	39	60	77	70	66								312	31%
Pocopson	36	26	42	32	39								175	17%
East Marlborough	36	31	47	52	53								219	21%
Pennsbury Township	16	18	28	27	14								103	10%
Newlin	3	7	6	3	8								27	3%
Aid Given	6	7	5	7	16								41	4%
Missed Calls	5	9	7	4	9								34	3%
TOTAL	169	172	241	217	223	0	0	0	0	0	0	0	1022	100%

Handled Outcomes	* Based on Charts written for Incidents													
BLS Transport	47	39	57	59	66								268	40%
ALS Transports	60	75	99	92	74								400	60%
Total Transports	107	114	156	151	140	0	0	0	0	0	0	0	668	65%
Refusals	19	15	44	25	38								141	14%
No Services	17	11	19	27	24								98	10%
Recalled	28	20	17	13	17								95	9%
Other	4	6	7	4	8								29	3%
Non Trans. Total	68	52	87	69	87	0	0	0	0	0	0	0	363	36%
Total Volume	175	166	243	220	227	0	0	0	0	0	0	0	1031	
Scheduled EMS Event	9	0	0	9	5	0	0	0	0	0	0	0	23	

Yearly Call Trends					
Year	2018	2019	2020	2021(YTD)	
Total Calls	2278	2403	2225	1022	



Response Time Averages **Reported in Minutes**					
Dispatch to Enroute	Enroute to Onscene	Dispatch to Onscene	Onscene Time	Transport Time	Dispatch to Available
1.9	6.79	8.45	15.57	23.71	64.62
Max 4	Max 15	Max 25		Max 90	Max 150

ALS vs BLS Dispatch *		
	Total	%
BLS	111	50%
ALS	112	50%
Total	223	100%
*25 Doesn't Track		

BLS Cover Units	
Agency	Total
Kennett	3
Avondale	1
GFAC	1
Other	4

ALS Cover Units	
Agency	Total
SCCEMS 94-1	1
SCCEMS 94-2	1
Good Fellowship	1
Concordville	2
New Castle	0

Missed Calls YTD	
Call Sequence	Total
2nd Call	7
3rd Call	27
4th Call	0
5th Call	0
6th Call	0
Total	34

Common Place Incidents		
Name	Total	%
Brandywine Assisted	1	0%
Friends Home	5	2%
Pocopson Home	4	2%
Crosslands	5	2%
Kendal	12	5%
Longwood Gardens	4	2%
Chester County Prison	13	6%
Total	44	20%
* Started Tracking this through EMS Charts		

Call Types YTD		
Group	Count	Pct
ALS - Abdominal Pain	22	2.1
ALS - Allergic/Med Reaction	14	1.3
ALS - Assault w/Injury	3	0.3
ALS - Back Pain	3	0.3
ALS - Burns - Misc	2	0.2
ALS - Burns - Scalding/Other	1	0.1
ALS - CVA/Stroke	39	3.7
ALS - Cardiac Problems	117	11.1
ALS - Cardiac/Resp Arrest	16	1.5
ALS - Diabetic Emergency	13	1.2
ALS - Emotional Disorder	4	0.4
ALS - Exposure to Heat/Cold	1	0.1
ALS - Fall	36	3.4
ALS - Hemorrhaging	13	1.2
ALS - Hypotension	15	1.4
ALS - Injured Person	8	0.8
ALS - Maternity/Labor Pains	4	0.4
ALS - Overdose	12	1.1
ALS - Respiratory Difficulty	89	8.4
ALS - Seizures	13	1.2
ALS - Shooting	2	0.2
ALS - Syncope	32	3.0
ALS - Unconscious Person	5	0.5
ALS - Unresponsive Person	13	1.2
Accident - ALS	12	1.1
Accident - BLS	50	4.7
Accident - Entrapment	13	1.2
Accident - Involving Fire	2	0.2
Accident - Mass Transit	1	0.1
Accident - Pedestrian	2	0.2
Alarm - BLS Medical	15	1.4
Alarm - Carbon Monoxide	9	0.9
BLS - Abdominal Pain	23	2.2
BLS - Allergic/Med Reaction	6	0.6
BLS - Assault w/Injury	3	0.3
BLS - Back Pain	14	1.3
BLS - DDA	8	0.8
BLS - Emotional Disorder	17	1.6
BLS - Fall / Lift Assist	112	10.6
BLS - Hemorrhaging	21	2.0
BLS - Injured Person	29	2.7
BLS - Maternity/Labor Pain	1	0.1
BLS - Overdose	5	0.5
BLS - Seizures	7	0.7
BLS - Sick Person	141	13.4
BLS - Syncope	5	0.5
BLS - Unknown Nature	10	0.9
EMS - Non-Emergency Trans	1	0.1
EMS - Stand By - Event	29	2.7
EMS - Stand By - Fire	34	3.2
Fire - Hazmat	2	0.2
Fire - Other Type Rescue	5	0.5
Fire - Water Rescue	1	0.1
Total:	1055	

Special Activites Report
Car Seat Inspections: 0
We are accepting appts for checks
Training Provided:
Staff Training:
Asst Chief Eick and Lt Bucher completed EMS Officer 1 @ HACC.
SWAT Training - ERT Medic Runge
Special Events Details:
Willowdale Steeplechase - 5/8
Assist Malvern FC with Radnor Races Steeplechase
Assist Union FC of Oxford with Lincoln Univ. Grad.
Community Outreach:
Support Kennett FC & Rep Williams/Mayor Fetick
with Vaccine clinic at KHS
Mobile Vaccines - 2 Days
County Health Dept Vaccine Clinic - 1 Day
Longwood Gardens Event Hrs: = 18

Longwood Fire Company

Kennett Square, PA

This report was generated on 6/5/2021 9:09:19 PM



Incident Count by Weekday and Hour for Zone for Shift for Date Range

Personnel: All Personnel | Shift(s): All Shifts | Zone: All Zones | Start Date: 05/01/2021 | End Date: 05/31/2021

Hour	Sun	Mon	Tue	Wed	Thu	Fri	Sat
00:00	1	0	0	0	0	0	0
01:00	0	1	1	0	0	0	1
02:00	0	0	0	0	0	1	0
03:00	0	0	0	0	0	0	0
04:00	0	0	0	0	0	0	0
05:00	0	1	0	0	0	0	0
06:00	0	0	0	0	2	1	0
07:00	0	0	2	1	0	0	1
08:00	0	0	0	1	1	0	0
09:00	2	1	1	0	0	1	0
10:00	2	0	1	1	0	2	0
11:00	0	0	2	0	0	0	0
12:00	0	0	2	1	1	1	0
13:00	0	0	1	0	0	2	0
14:00	2	3	2	1	1	0	1
15:00	1	1	0	1	1	0	0
16:00	0	1	0	0	1	0	0
17:00	0	0	0	0	0	0	1
18:00	0	1	0	0	0	2	1
19:00	2	3	0	1	0	0	0
20:00	0	1	0	1	0	0	1
21:00	0	1	0	1	1	0	0
22:00	0	1	1	0	0	1	0
23:00	0	0	0	0	0	0	0
Total Responses for Day	10	15	13	9	8	11	6
% of Responses for Day	20.00%	20.00%	15.38%	11.11%	25.00%	18.18%	16.67%
% of Responses for Week	13.89%	20.83%	18.06%	12.50%	11.11%	15.28%	8.33%

Hour	Total per Hour	Percent
00:00	1	1.39%
01:00	3	4.17%
02:00	1	1.39%
03:00	0	0.00%
04:00	0	0.00%
05:00	1	1.39%
06:00	3	4.17%
07:00	4	5.56%
08:00	2	2.78%
09:00	5	6.94%
10:00	6	8.33%
11:00	2	2.78%
12:00	5	6.94%
13:00	3	4.17%
14:00	10	13.89%
15:00	4	5.56%
16:00	2	2.78%
17:00	1	1.39%
18:00	4	5.56%
19:00	6	8.33%
20:00	3	4.17%
21:00	3	4.17%
22:00	3	4.17%
23:00	0	0.00%
Total	72	100.00%

Incident Count by Weekday and Hour for Zone, for Shift and Date Range. Zone information is defined on the Basic Info 3 screen of an incident. Only REVIEWED incidents included. Maximum call volumes for each day are shown with a RED background, and maximum call volumes for each hour are shown with a BLUE background. "% of Responses for Day" indicates the maximum hourly call volume as percentage of total calls for the day of the week. "% of Responses for Week" indicates the total number of calls for the day of the week as a percentage of total calls.

Longwood Fire Company

Kennett Square, PA

This report was generated on 6/5/2021 9:10:33 PM



Incident Type Count per Municipality per Station for Date Range

Start Date: 05/01/2021 | End Date: 05/31/2021

INCIDENT TYPE	# INCIDENTS
MUNICIPALITY: CONCORD (TOWNSHIP OF)	
Station 25 - Station 25:	
111 - Building fire	1
# Incidents for 25 - Station 25:	1
# INCIDENTS FOR CONCORD (TOWNSHIP OF):	1

MUNICIPALITY: EAST BRADFORD (TOWNSHIP OF)	
Station 25 - Station 25:	
111 - Building fire	1
# Incidents for 25 - Station 25:	1
# INCIDENTS FOR EAST BRADFORD (TOWNSHIP OF):	1

MUNICIPALITY: EAST MARLBOROUGH (TOWNSHIP OF)	
Station 25 - Station 25:	
111 - Building fire	1
311 - Medical assist, assist EMS crew	1
321 - EMS call, excluding vehicle accident with injury	1
322 - Motor vehicle accident with injuries	1
444 - Power line down	1
622 - No incident found on arrival at dispatch address	1
731 - Sprinkler activation due to malfunction	1
745 - Alarm system activation, no fire - unintentional	1
# Incidents for 25 - Station 25:	8
# INCIDENTS FOR EAST MARLBOROUGH (TOWNSHIP OF):	8

MUNICIPALITY: KENNETT (TOWNSHIP OF)	
Station 25 - Station 25:	
131 - Passenger vehicle fire	1
311 - Medical assist, assist EMS crew	7
322 - Motor vehicle accident with injuries	1
324 - Motor vehicle accident with no injuries.	3
353 - Removal of victim(s) from stalled elevator	2
561 - Unauthorized burning	1
611 - Dispatched & cancelled en route	2

Only REVIEWED incidents included.



INCIDENT TYPE	# INCIDENTS
743 - Smoke detector activation, no fire - unintentional	3
745 - Alarm system activation, no fire - unintentional	3
746 - Carbon monoxide detector activation, no CO	1
900 - Special type of incident, other	1
# Incidents for 25 - Station 25:	25
# INCIDENTS FOR KENNETT (TOWNSHIP OF):	25

MUNICIPALITY: KENNETT SQUARE	
Station 25 - Station 25:	
111 - Building fire	2
322 - Motor vehicle accident with injuries	2
324 - Motor vehicle accident with no injuries.	1
600 - Good intent call, other	1
611 - Dispatched & cancelled en route	2
651 - Smoke scare, odor of smoke	1
671 - HazMat release investigation w/no HazMat	1
743 - Smoke detector activation, no fire - unintentional	1
745 - Alarm system activation, no fire - unintentional	1
# Incidents for 25 - Station 25:	12
# INCIDENTS FOR KENNETT SQUARE:	12

MUNICIPALITY: LONDON BRITAIN (TOWNSHIP OF)	
Station 25 - Station 25:	
611 - Dispatched & cancelled en route	1
# Incidents for 25 - Station 25:	1
# INCIDENTS FOR LONDON BRITAIN (TOWNSHIP OF):	1

MUNICIPALITY: NEW GARDEN (TOWNSHIP OF)	
Station 25 - Station 25:	
111 - Building fire	1
322 - Motor vehicle accident with injuries	1
611 - Dispatched & cancelled en route	1
# Incidents for 25 - Station 25:	3
# INCIDENTS FOR NEW GARDEN (TOWNSHIP OF):	3

Only REVIEWED incidents included.

INCIDENT TYPE	# INCIDENTS
MUNICIPALITY: NEWLIN (TOWNSHIP OF)	
Station 25 - Station 25:	
611 - Dispatched & cancelled en route	2
# Incidents for 25 - Station 25:	2
# INCIDENTS FOR NEWLIN (TOWNSHIP OF):	2

MUNICIPALITY: PENNSBURY (TOWNSHIP OF)	
Station 25 - Station 25:	
154 - Dumpster or other outside trash receptacle fire	1
322 - Motor vehicle accident with injuries	1
324 - Motor vehicle accident with no injuries.	1
350 - Extrication, rescue, other	1
460 - Accident, potential accident, other	1
561 - Unauthorized burning	1
631 - Authorized controlled burning	1
745 - Alarm system activation, no fire - unintentional	3
# Incidents for 25 - Station 25:	10
# INCIDENTS FOR PENNSBURY (TOWNSHIP OF):	10

MUNICIPALITY: POCOPSON (TOWNSHIP OF)	
Station 25 - Station 25:	
311 - Medical assist, assist EMS crew	1
323 - Motor vehicle/pedestrian accident (MV Ped)	1
611 - Dispatched & cancelled en route	1
622 - No incident found on arrival at dispatch address	1
651 - Smoke scare, odor of smoke	1
745 - Alarm system activation, no fire - unintentional	1
746 - Carbon monoxide detector activation, no CO	1
# Incidents for 25 - Station 25:	7
# INCIDENTS FOR POCOPSON (TOWNSHIP OF):	7

MUNICIPALITY: WEST CHESTER	
Station 25 - Station 25:	
111 - Building fire	1
571 - Cover assignment, standby, moveup	1
# Incidents for 25 - Station 25:	2
# INCIDENTS FOR WEST CHESTER:	2

Only REVIEWED incidents included.

Longwood Fire Company

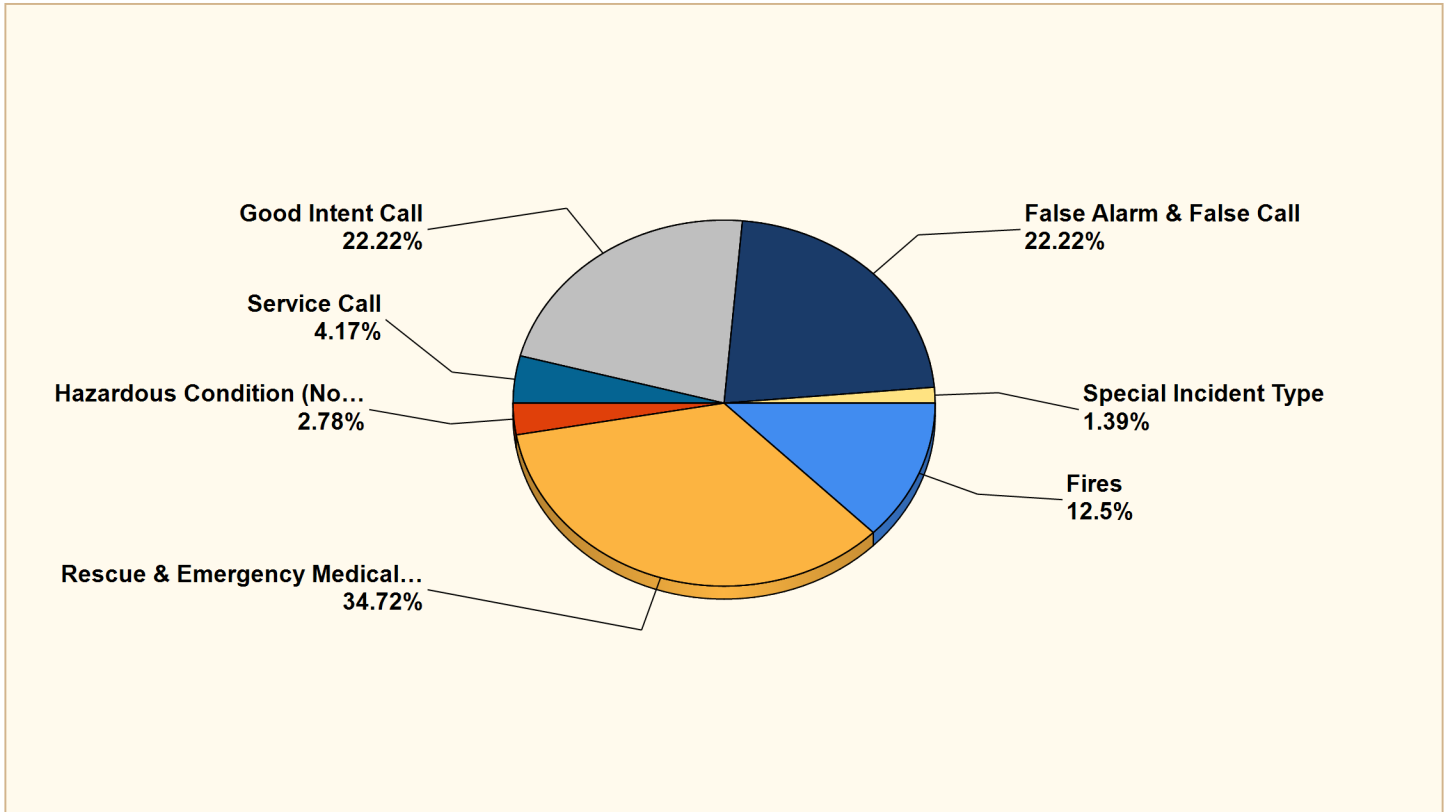
Kennett Square, PA

This report was generated on 6/5/2021 9:11:10 PM



Breakdown by Major Incident Types for Date Range

Zone(s): All Zones | Start Date: 05/01/2021 | End Date: 05/31/2021



MAJOR INCIDENT TYPE	# INCIDENTS	% of TOTAL
Fires	9	12.5%
Rescue & Emergency Medical Service	25	34.72%
Hazardous Condition (No Fire)	2	2.78%
Service Call	3	4.17%
Good Intent Call	16	22.22%
False Alarm & False Call	16	22.22%
Special Incident Type	1	1.39%
TOTAL	72	100%

Only REVIEWED and/or LOCKED IMPORTED incidents are included. Summary results for a major incident type are not displayed if the count is zero.



Detailed Breakdown by Incident Type

INCIDENT TYPE	# INCIDENTS	% of TOTAL
111 - Building fire	7	9.72%
131 - Passenger vehicle fire	1	1.39%
154 - Dumpster or other outside trash receptacle fire	1	1.39%
311 - Medical assist, assist EMS crew	9	12.5%
321 - EMS call, excluding vehicle accident with injury	1	1.39%
322 - Motor vehicle accident with injuries	6	8.33%
323 - Motor vehicle/pedestrian accident (MV Ped)	1	1.39%
324 - Motor vehicle accident with no injuries.	5	6.94%
350 - Extrication, rescue, other	1	1.39%
353 - Removal of victim(s) from stalled elevator	2	2.78%
444 - Power line down	1	1.39%
460 - Accident, potential accident, other	1	1.39%
561 - Unauthorized burning	2	2.78%
571 - Cover assignment, standby, moveup	1	1.39%
600 - Good intent call, other	1	1.39%
611 - Dispatched & cancelled en route	9	12.5%
622 - No incident found on arrival at dispatch address	2	2.78%
631 - Authorized controlled burning	1	1.39%
651 - Smoke scare, odor of smoke	2	2.78%
671 - HazMat release investigation w/no HazMat	1	1.39%
731 - Sprinkler activation due to malfunction	1	1.39%
743 - Smoke detector activation, no fire - unintentional	4	5.56%
745 - Alarm system activation, no fire - unintentional	9	12.5%
746 - Carbon monoxide detector activation, no CO	2	2.78%
900 - Special type of incident, other	1	1.39%
TOTAL INCIDENTS:	72	100%

Only REVIEWED and/or LOCKED IMPORTED incidents are included. Summary results for a major incident type are not displayed if the count is zero.



Longwood Fire Company

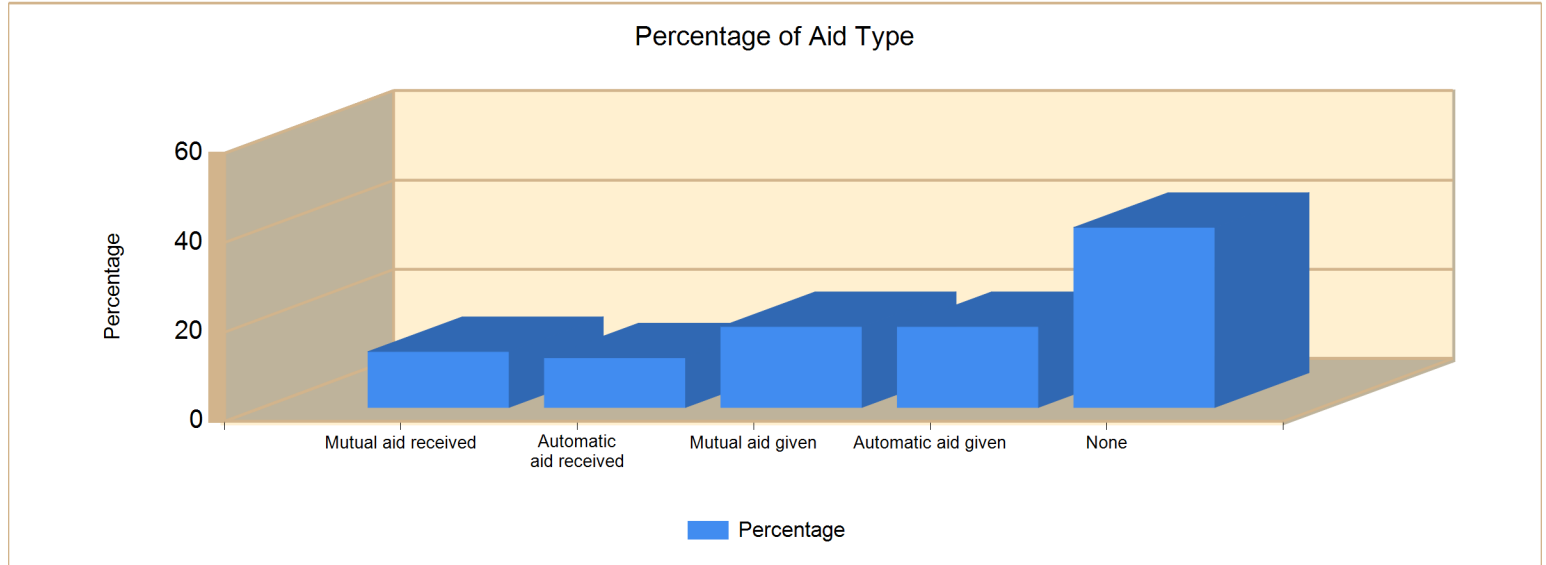
Kennett Square, PA

This report was generated on 6/5/2021 9:12:26 PM



Count of Aid Given and Received for Incidents for Date Range

Start Date: 05/01/2021 | End Date: 05/31/2021



AID TYPE	TOTAL	% of TOTAL
Mutual aid received	9	12.5%
Automatic aid received	8	11.1%
Mutual aid given	13	18.1%
Automatic aid given	13	18.1%
None	29	40.3%

Only REVIEWED incidents included

