

## Kennett Fire Company EMS Report

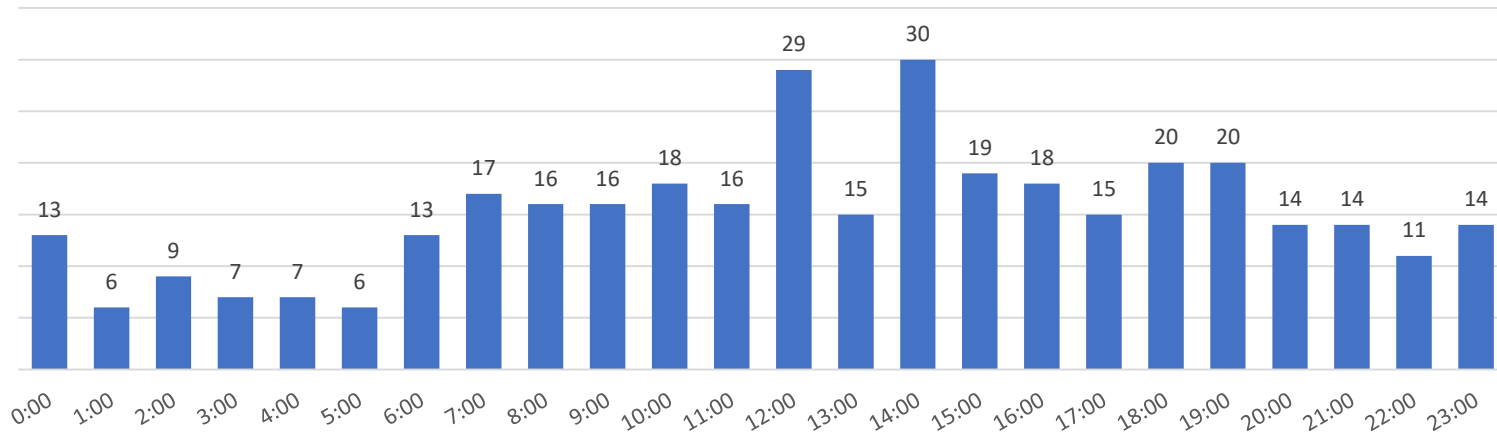
District Total	JAN	FEB	MAR	APR	MAY	JUN	JUL	AUG	SEPT	OCT	NOV	DEC	TOTAL	YTD %
Kennett Sqaure	38	36	47	38	41									0%
Kennett Township	41	42	9	5	5									0%
Pocopson	2	0	1	1	1									0%
East Marlborough	2	3	4	1	2									0%
Pennsbury Township	0	1	1	3	0									0%
Newlin	0	0	0	0	0									0%
Aid Given	3	8	5	11	12									0%
Missed Calls	2	0	0	0	0									0%
<b>TOTAL</b>	<b>88</b>	<b>90</b>	<b>67</b>	<b>59</b>	<b>61</b>	<b>0</b>	<b>0</b>	<b>0</b>	<b>0</b>	<b>0</b>	<b>0</b>	<b>0</b>	<b>365</b>	<b>100%</b>

Handled Outcomes															
BLS Transport	41	34	22	18	21										61%
ALS Transports	21	25	18	14	10										39%
<b>Total Transports</b>	<b>62</b>	<b>59</b>	<b>40</b>	<b>32</b>	<b>31</b>	<b>0</b>	<b>0</b>	<b>0</b>	<b>0</b>	<b>0</b>	<b>0</b>	<b>0</b>	<b>224</b>	<b>61%</b>	
Refusals	9	9	7	6	10										11%
No Services	15	18	17	15	14										22%
Recalled	0	4	3	5	4										4%
Other	0	0	0	1	2										1%
<b>Non Trans. Total</b>	<b>24</b>	<b>31</b>	<b>27</b>	<b>27</b>	<b>30</b>	<b>0</b>	<b>0</b>	<b>0</b>	<b>0</b>	<b>0</b>	<b>0</b>	<b>0</b>	<b>139</b>	<b>38%</b>	
Total Volume	86	90	67	59	61	0	0	0	0	0	0	0	363	100%	

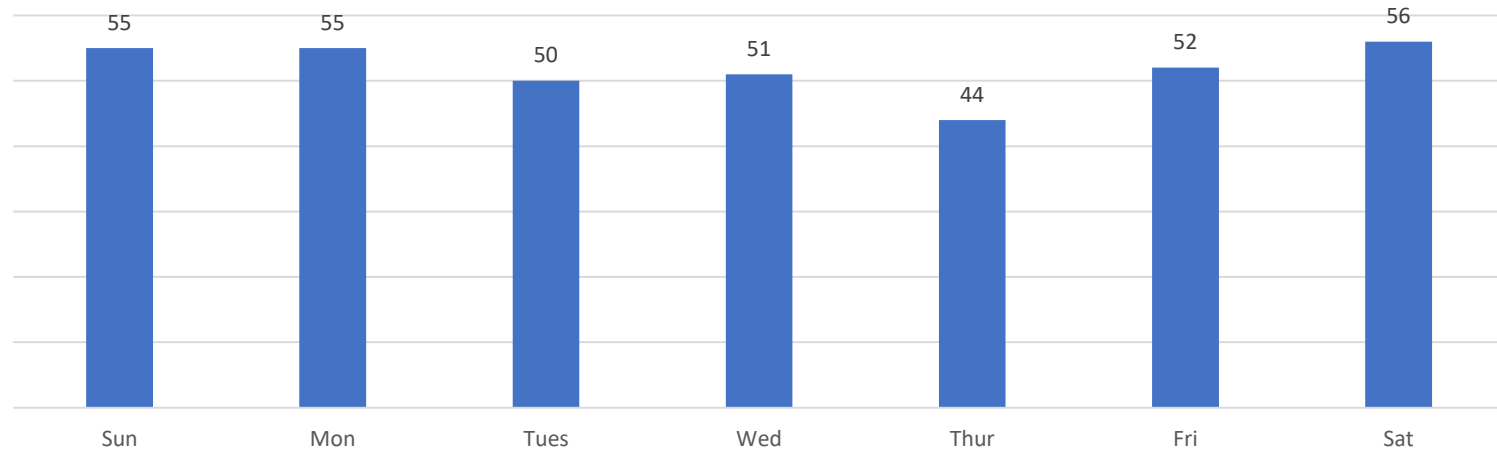
### Yearly Call Trends

	Year	2017	2018	2020	2021(YTD)
Total Calls		1096	1136	1276	365

### YTD Volume By Hour



### YTD Call Volume by Day



Response Time Averages (YTD) **Reported in Minutes**					
Dispatch to Enroute	Enroute to Onscene	Dispatch to Onscene	Onscene Time	Transport Time	Dispatch to Available
1.6	4.8	6.4	18.8	23.4	63.1
Max 4	Max 15	Max 25			Max 150

ALS vs BLS Dispatch		
	Total	%
BLS	37	61%
ALS	24	39%
Total	61	100%
ALS Released	7	29%
ALS Added	3	8%

Covering Agencies	
Agency	Total
Longwood	4
Avondale	12
West Grove	1
New Castle	0
Other	0

ALS Usage	
Longwood	5
SCCEMS	3
Good Fellowship	1
Delaware County	1
New Castle	0

Common Place Incidents		
Name	Total	%
Brandywine Assisted	0	0%
Friends Home	7	11%
Pocopson Home	0	0%
Crosslands	0	0%
Kendal	0	0%
Longwood Gardens	0	0%
Chester County Prison	0	0%
Total	7	

### Call Types YTD

<b>Group</b>	<b>Count</b>	<b>Pct</b>
ALS - Abdominal Pain	2	0.6
ALS - Allergic/Med Reaction	6	1.7
ALS - Assault w/Injury	1	0.3
ALS - Burns - Misc	2	0.6
ALS - CVA/Stroke	14	3.9
ALS - Cardiac Problems	31	8.5
ALS - Cardiac/Resp Arrest	6	1.7
ALS - Diabetic Emergency	5	1.4
ALS - Fall	9	2.5
ALS - Hemorrhaging	7	1.9
ALS - Hypotension	2	0.6
ALS - Injured Person	3	0.8
ALS - Maternity/Labor Pains	2	0.6
ALS - Overdose	2	0.6
ALS - Respiratory Difficulty	36	9.9
ALS - Seizures	3	0.8
ALS - Syncope	2	0.6
ALS - Unresponsive Person	6	1.7
Accident - ALS	8	2.2
Accident - BLS	20	5.5
Accident - Entrapment	1	0.3
Accident - Involving Fire	1	0.3
Accident - Pedestrian	1	0.3
Alarm - BLS Medical	6	1.7
Alarm - Carbon Monoxide	1	0.3
BLS - Abdominal Pain	8	2.2
BLS - Assault w/Injury	2	0.6
BLS - Back Pain	11	3.0
BLS - Burns - Misc	1	0.3
BLS - DOA	3	0.8
BLS - Emotional Disorder	12	3.3
BLS - Fall / Lift Assist	34	9.4
BLS - Hemorrhaging	2	0.6
BLS - Injured Person	19	5.2
BLS - Maternity/Labor Pain	1	0.3
BLS - Overdose	3	0.8
BLS - Sick Person	40	11.0
BLS - Syncope	1	0.3
BLS - Unknown Nature	2	0.6
EMS - Stand By - Event	3	0.8
EMS - Stand By - Fire	42	11.6
Fire - Hazmat	1	0.3
Fire - Other Type Rescue	1	0.3
<b>Total:</b>	<b>363</b>	

### Special Activites Report

# Kennett Fire Company

Kennett Square, PA

This report was generated on 6/7/2021 8:07:29 AM



## Incident Count by Weekday and Hour for Zone for Shift for Date Range

Personnel: All Personnel | Shift(s): All Shifts | Zone: All Zones | Start Date: 05/01/2021 | End Date: 05/31/2021

Hour	Sun	Mon	Tue	Wed	Thu	Fri	Sat
00:00	1	0	0	0	0	0	0
01:00	0	1	1	0	0	1	0
02:00	0	0	0	0	0	0	0
03:00	0	0	0	0	0	0	0
04:00	0	0	0	0	0	0	0
05:00	0	1	0	0	0	0	0
06:00	0	0	0	0	0	1	0
07:00	0	0	1	0	0	0	0
08:00	0	0	0	0	0	0	0
09:00	0	0	1	0	0	0	0
10:00	0	0	0	0	0	0	0
11:00	0	0	0	0	0	0	1
12:00	1	1	4	1	0	0	0
13:00	0	0	2	1	1	1	0
14:00	0	0	1	0	1	0	2
15:00	0	2	3	0	0	0	0
16:00	0	0	0	0	0	0	0
17:00	0	0	0	0	1	0	0
18:00	0	0	0	0	0	1	1
19:00	1	1	0	1	0	0	0
20:00	0	0	0	1	0	0	1
21:00	0	0	0	1	1	0	0
22:00	0	1	1	0	0	1	0
23:00	0	0	0	0	0	0	0
Total Responses for Day	3	7	14	5	4	5	5
% of Responses for Day	33.33%	28.57%	28.57%	20.00%	25.00%	20.00%	40.00%
% of Responses for Week	6.98%	16.28%	32.56%	11.63%	9.30%	11.63%	11.63%

Hour	Total per Hour	Percent
00:00	1	2.33%
01:00	3	6.98%
02:00	0	0.00%
03:00	0	0.00%
04:00	0	0.00%
05:00	1	2.33%
06:00	1	2.33%
07:00	1	2.33%
08:00	0	0.00%
09:00	1	2.33%
10:00	0	0.00%
11:00	1	2.33%
12:00	7	16.28%
13:00	5	11.63%
14:00	4	9.30%
15:00	5	11.63%
16:00	0	0.00%
17:00	1	2.33%
18:00	2	4.65%
19:00	3	6.98%
20:00	2	4.65%
21:00	2	4.65%
22:00	3	6.98%
23:00	0	0.00%
Total	43	100.00%

Incident Count by Weekday and Hour for Zone, for Shift and Date Range. Zone information is defined on the Basic Info 3 screen of an incident. Only REVIEWED incidents included. Maximum call volumes for each day are shown with a RED background, and maximum call volumes for each hour are shown with a BLUE background. "% of Responses for Day" indicates the maximum hourly call volume as percentage of total calls for the day of the week. "% of Responses for Week" indicates the total number of calls for the day of the week as a percentage of total calls.

# Kennett Fire Company

Kennett Square, PA

This report was generated on 6/7/2021 8:08:33 AM



## Incident Type Count per Municipality per Station for Date Range

Start Date: 05/01/2021 | End Date: 05/31/2021

INCIDENT TYPE	# INCIDENTS
<b>MUNICIPALITY: CONCORD (TOWNSHIP OF)</b>	
<b>Station 24 - Kennett Fire Company:</b>	
571 - Cover assignment, standby, moveup	1
<b># Incidents for 24 - Kennett Fire Company:</b>	<b>1</b>
<b># INCIDENTS FOR CONCORD (TOWNSHIP OF):</b>	<b>1</b>

<b>MUNICIPALITY: EAST MARLBOROUGH (TOWNSHIP OF)</b>	
<b>Station 24 - Kennett Fire Company:</b>	
311 - Medical assist, assist EMS crew	1
<b># Incidents for 24 - Kennett Fire Company:</b>	<b>1</b>
<b># INCIDENTS FOR EAST MARLBOROUGH (TOWNSHIP OF):</b>	<b>1</b>

<b>MUNICIPALITY: HONEY BROOK (TOWNSHIP OF)</b>	
<b>Station 24 - Kennett Fire Company:</b>	
651 - Smoke scare, odor of smoke	1
<b># Incidents for 24 - Kennett Fire Company:</b>	<b>1</b>
<b># INCIDENTS FOR HONEY BROOK (TOWNSHIP OF):</b>	<b>1</b>

<b>MUNICIPALITY: KENNETT (TOWNSHIP OF)</b>	
<b>Station 24 - Kennett Fire Company:</b>	
131 - Passenger vehicle fire	1
142 - Brush or brush-and-grass mixture fire	1
311 - Medical assist, assist EMS crew	2
322 - Motor vehicle accident with injuries	1
324 - Motor vehicle accident with no injuries.	1
353 - Removal of victim(s) from stalled elevator	2
463 - Vehicle accident, general cleanup	2
571 - Cover assignment, standby, moveup	1
740 - Unintentional transmission of alarm, other	1
743 - Smoke detector activation, no fire - unintentional	2
745 - Alarm system activation, no fire - unintentional	2
<b># Incidents for 24 - Kennett Fire Company:</b>	<b>16</b>
<b># INCIDENTS FOR KENNETT (TOWNSHIP OF):</b>	<b>16</b>

Only REVIEWED incidents included.

INCIDENT TYPE	# INCIDENTS
<b>MUNICIPALITY: KENNETT SQUARE</b>	
<b>Station 24 - Kennett Fire Company:</b>	
111 - Building fire	1
311 - Medical assist, assist EMS crew	3
322 - Motor vehicle accident with injuries	1
324 - Motor vehicle accident with no injuries.	3
420 - Toxic condition, other	1
463 - Vehicle accident, general cleanup	1
571 - Cover assignment, standby, moveup	1
651 - Smoke scare, odor of smoke	2
733 - Smoke detector activation due to malfunction	1
744 - Detector activation, no fire - unintentional	1
745 - Alarm system activation, no fire - unintentional	1
<b># Incidents for 24 - Kennett Fire Company:</b>	<b>16</b>
<b># INCIDENTS FOR KENNETT SQUARE:</b>	<b>16</b>

<b>MUNICIPALITY: LONDON BRITAIN (TOWNSHIP OF)</b>	
<b>Station 24 - Kennett Fire Company:</b>	
140 - Natural vegetation fire, other	1
311 - Medical assist, assist EMS crew	1
<b># Incidents for 24 - Kennett Fire Company:</b>	<b>2</b>
<b># INCIDENTS FOR LONDON BRITAIN (TOWNSHIP OF):</b>	<b>2</b>

<b>MUNICIPALITY: NEW GARDEN (TOWNSHIP OF)</b>	
<b>Station 24 - Kennett Fire Company:</b>	
111 - Building fire	1
151 - Outside rubbish, trash or waste fire	1
463 - Vehicle accident, general cleanup	1
<b># Incidents for 24 - Kennett Fire Company:</b>	<b>3</b>
<b># INCIDENTS FOR NEW GARDEN (TOWNSHIP OF):</b>	<b>3</b>

<b>MUNICIPALITY: PENNSBURY (TOWNSHIP OF)</b>	
<b>Station 24 - Kennett Fire Company:</b>	
322 - Motor vehicle accident with injuries	1
561 - Unauthorized burning	1
<b># Incidents for 24 - Kennett Fire Company:</b>	<b>2</b>
<b># INCIDENTS FOR PENNSBURY (TOWNSHIP OF):</b>	<b>2</b>

Only REVIEWED incidents included.

INCIDENT TYPE	# INCIDENTS
<b>MUNICIPALITY: THORNBURY (TOWNSHIP OF)</b>	
<b>Station 24 - Kennett Fire Company:</b>	
745 - Alarm system activation, no fire - unintentional	1
<b># Incidents for 24 - Kennett Fire Company:</b>	<b>1</b>
<b># INCIDENTS FOR THORNBURY (TOWNSHIP OF):</b>	

Only REVIEWED incidents included.



# Kennett Fire Company

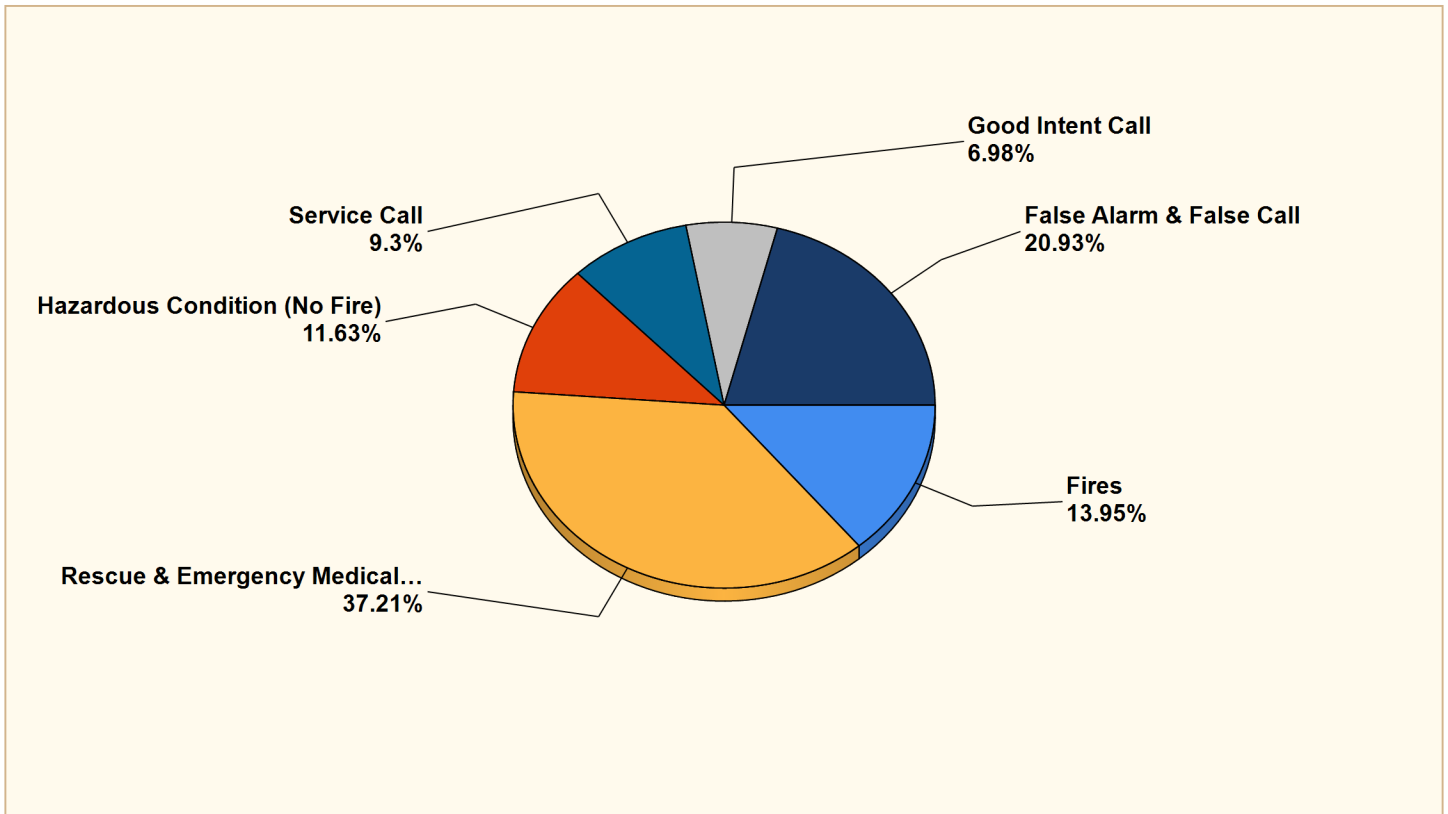
Kennett Square, PA

This report was generated on 6/7/2021 8:09:16 AM



## Breakdown by Major Incident Types for Date Range

Zone(s): All Zones | Start Date: 05/01/2021 | End Date: 05/31/2021



MAJOR INCIDENT TYPE	# INCIDENTS	% of TOTAL
Fires	6	13.95%
Rescue & Emergency Medical Service	16	37.21%
Hazardous Condition (No Fire)	5	11.63%
Service Call	4	9.3%
Good Intent Call	3	6.98%
False Alarm & False Call	9	20.93%
<b>TOTAL</b>	<b>43</b>	<b>100%</b>

Only REVIEWED and/or LOCKED IMPORTED incidents are included. Summary results for a major incident type are not displayed if the count is zero.



### Detailed Breakdown by Incident Type

INCIDENT TYPE	# INCIDENTS	% of TOTAL
111 - Building fire	2	4.65%
131 - Passenger vehicle fire	1	2.33%
140 - Natural vegetation fire, other	1	2.33%
142 - Brush or brush-and-grass mixture fire	1	2.33%
151 - Outside rubbish, trash or waste fire	1	2.33%
311 - Medical assist, assist EMS crew	7	16.28%
322 - Motor vehicle accident with injuries	3	6.98%
324 - Motor vehicle accident with no injuries.	4	9.3%
353 - Removal of victim(s) from stalled elevator	2	4.65%
420 - Toxic condition, other	1	2.33%
463 - Vehicle accident, general cleanup	4	9.3%
561 - Unauthorized burning	1	2.33%
571 - Cover assignment, standby, moveup	3	6.98%
651 - Smoke scare, odor of smoke	3	6.98%
733 - Smoke detector activation due to malfunction	1	2.33%
740 - Unintentional transmission of alarm, other	1	2.33%
743 - Smoke detector activation, no fire - unintentional	2	4.65%
744 - Detector activation, no fire - unintentional	1	2.33%
745 - Alarm system activation, no fire - unintentional	4	9.3%
<b>TOTAL INCIDENTS:</b>	<b>43</b>	<b>100%</b>

Only REVIEWED and/or LOCKED IMPORTED incidents are included. Summary results for a major incident type are not displayed if the count is zero.



# Kennett Fire Company

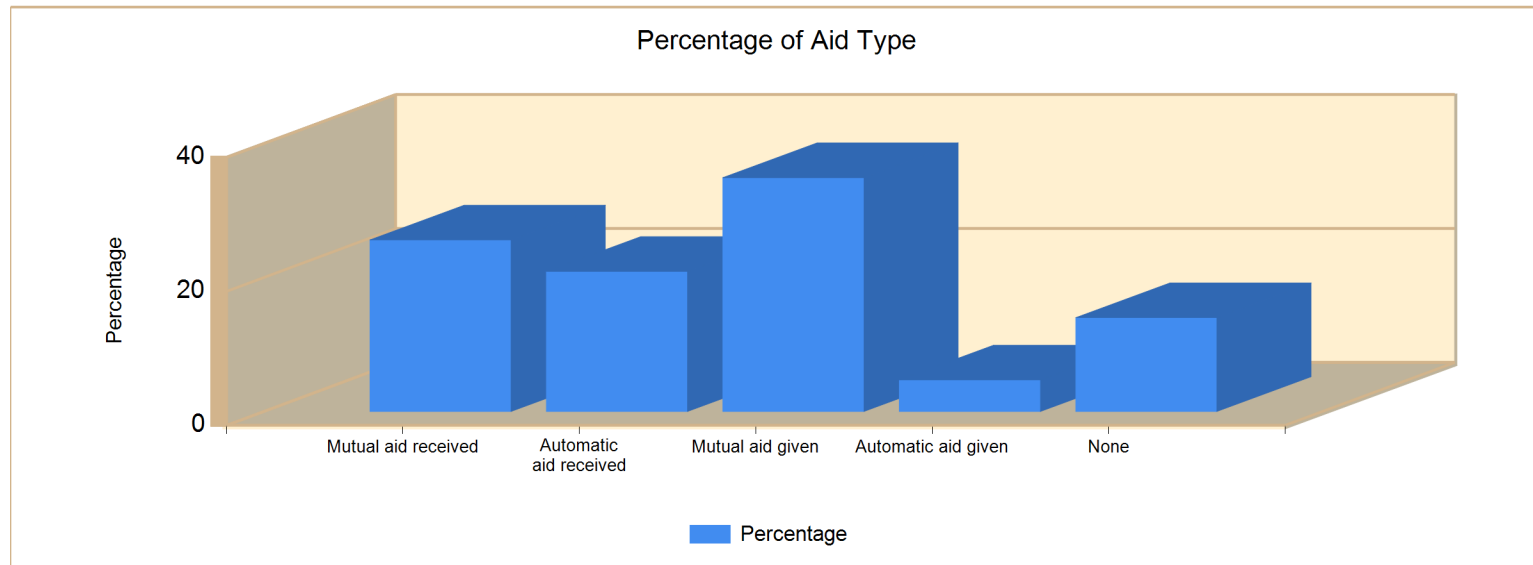
Kennett Square, PA

This report was generated on 6/7/2021 8:05:32 AM



## Count of Aid Given and Received for Incidents for Date Range

Start Date: 05/01/2021 | End Date: 05/31/2021



AID TYPE	TOTAL	% of TOTAL
Mutual aid received	11	25.6%
Automatic aid received	9	20.9%
Mutual aid given	15	34.9%
Automatic aid given	2	4.7%
None	6	14.0%

Only REVIEWED incidents included

