

## Kennett Fire Company EMS Report

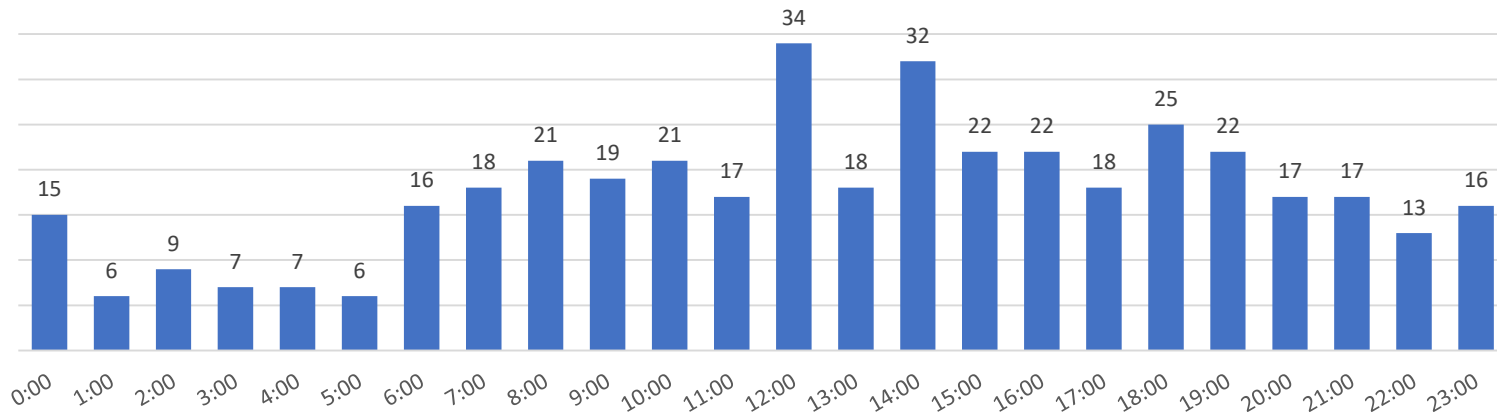
District Total	JAN	FEB	MAR	APR	MAY	JUN	JUL	AUG	SEPT	OCT	NOV	DEC	TOTAL	YTD %
Kennett Sqaure	38	36	47	38	41	36								0%
Kennett Township	41	42	9	5	5	4								0%
Pocopson	2	0	1	1	1	1								0%
East Marlborough	2	3	4	1	2	2								0%
Pennsbury Township	0	1	1	3	0	0								0%
Newlin	0	0	0	0	0	0								0%
Aid Given	3	8	5	11	12	12								0%
Missed Calls	2	0	0	0	0	0								0%
<b>TOTAL</b>	<b>88</b>	<b>90</b>	<b>67</b>	<b>59</b>	<b>61</b>	<b>55</b>	<b>0</b>	<b>0</b>	<b>0</b>	<b>0</b>	<b>0</b>	<b>0</b>	<b>420</b>	<b>100%</b>

Handled Outcomes															
BLS Transport	41	34	22	18	21	20									62%
ALS Transports	21	25	18	14	10	8									38%
<b>Total Transports</b>	<b>62</b>	<b>59</b>	<b>40</b>	<b>32</b>	<b>31</b>	<b>28</b>	<b>0</b>	<b>0</b>	<b>0</b>	<b>0</b>	<b>0</b>	<b>0</b>	<b>0</b>	<b>252</b>	<b>60%</b>
Refusals	9	9	7	6	10	7									11%
No Services	15	18	17	15	14	12									22%
Recalled	0	4	3	5	4	8									6%
Other	0	0	0	1	2	0									1%
<b>Non Trans. Total</b>	<b>24</b>	<b>31</b>	<b>27</b>	<b>27</b>	<b>30</b>	<b>27</b>	<b>0</b>	<b>0</b>	<b>0</b>	<b>0</b>	<b>0</b>	<b>0</b>	<b>0</b>	<b>166</b>	<b>40%</b>
Total Volume	86	90	67	59	61	55	0	0	0	0	0	0	0	418	100%

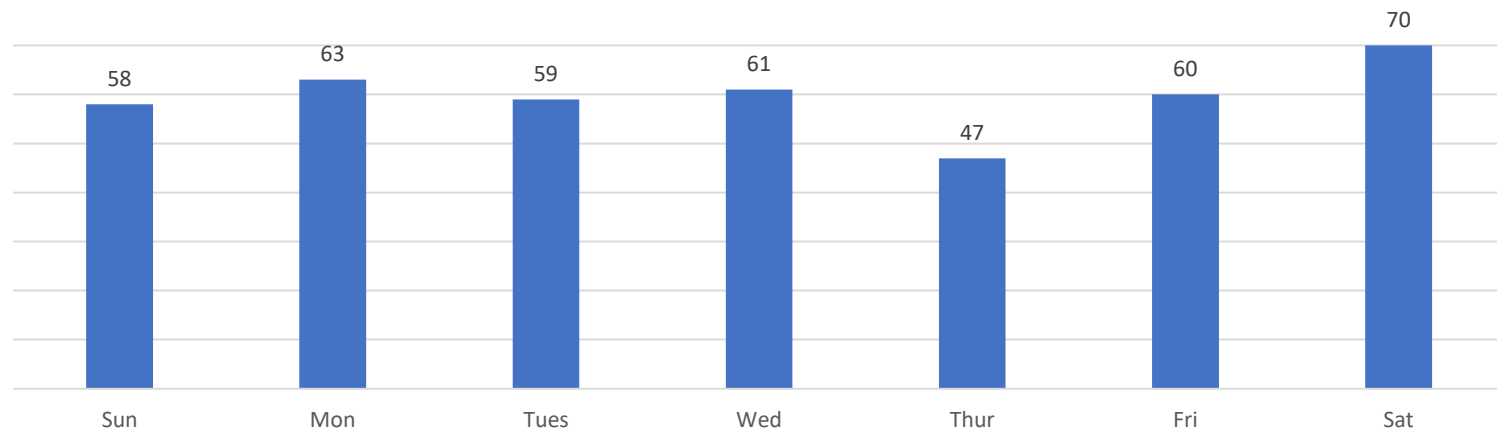
### Yearly Call Trends

	Year	2017	2018	2020	2021(YTD)
Total Calls		1096	1136	1276	420

### YTD Volume By Hour



### YTD Call Volume by Day



<b>Response Time Averages (YTD)</b>					
<b>**Reported in Minutes**</b>					
Dispatch to Enroute	Enroute to Onscene	Dispatch to Onscene	Onscene Time	Transport Time	Dispatch to Available
1.6	4.7	6.3	18.4	23.8	61.9
Max 4	Max 15	Max 25			Max 150

<b>ALS vs BLS Dispatch</b>		
	Total	%
BLS	36	65%
ALS	19	35%
Total	55	100%
ALS Released	7	37%
ALS Added	0	0%

<b>Covering Agencies</b>	
Agency	Total
Longwood	5
Avondale	9
West Grove	2
New Castle	0
Other	0

<b>ALS Usage</b>	
Longwood	8
SCCEMS	0
Good Fellowship	0
Delaware County	0
New Castle	0

<b>Common Place Incidents</b>		
Name	Total	%
Brandywine Assisted	0	0%
Friends Home	4	7%
Pocopson Home	1	2%
Crosslands	0	0%
Kendal	0	0%
Longwood Gardens	0	0%
Chester County Prison	0	0%
Total	5	



# Kennett Fire Company

Kennett Square, PA

This report was generated on 7/12/2021 4:17:50 PM



## Incident Count by Weekday and Hour for Zone for Shift for Date Range

Personnel: All Personnel | Shift(s): All Shifts | Zone: All Zones | Start Date: 06/01/2021 | End Date: 06/30/2021

Hour	Sun	Mon	Tue	Wed	Thu	Fri	Sat
00:00	0	0	0	0	0	0	0
01:00	0	0	0	0	0	0	0
02:00	0	0	0	0	0	0	0
03:00	0	0	0	0	0	0	0
04:00	0	0	0	0	0	0	0
05:00	0	0	0	0	0	0	0
06:00	0	0	0	0	0	0	1
07:00	0	0	1	1	0	0	0
08:00	0	0	0	1	0	0	1
09:00	0	0	0	0	0	0	0
10:00	2	0	1	0	0	0	0
11:00	0	1	0	1	0	0	0
12:00	0	1	0	1	0	2	0
13:00	0	0	0	0	1	0	0
14:00	1	0	1	1	0	0	0
15:00	0	1	0	0	1	1	0
16:00	1	0	0	0	0	3	0
17:00	0	0	1	0	1	1	1
18:00	0	0	0	0	1	0	0
19:00	0	2	0	0	0	0	0
20:00	0	1	1	0	0	0	0
21:00	0	1	0	2	0	0	1
22:00	0	1	0	0	0	0	0
23:00	0	0	0	0	0	1	0
Total Responses for Day	4	8	5	7	4	8	4
% of Responses for Day	50.00%	25.00%	20.00%	28.57%	25.00%	37.50%	25.00%
% of Responses for Week	10.00%	20.00%	12.50%	17.50%	10.00%	20.00%	10.00%

Hour	Total per Hour	Percent
00:00	0	0.00%
01:00	0	0.00%
02:00	0	0.00%
03:00	0	0.00%
04:00	0	0.00%
05:00	0	0.00%
06:00	1	2.50%
07:00	2	5.00%
08:00	2	5.00%
09:00	0	0.00%
10:00	3	7.50%
11:00	2	5.00%
12:00	4	10.00%
13:00	1	2.50%
14:00	3	7.50%
15:00	3	7.50%
16:00	4	10.00%
17:00	4	10.00%
18:00	1	2.50%
19:00	2	5.00%
20:00	2	5.00%
21:00	4	10.00%
22:00	1	2.50%
23:00	1	2.50%
Total	40	100.00%

Incident Count by Weekday and Hour for Zone, for Shift and Date Range. Zone information is defined on the Basic Info 3 screen of an incident. Only REVIEWED incidents included. Maximum call volumes for each day are shown with a RED background, and maximum call volumes for each hour are shown with a BLUE background. "% of Responses for Day" indicates the maximum hourly call volume as percentage of total calls for the day of the week. "% of Responses for Week" indicates the total number of calls for the day of the week as a percentage of total calls.

# Kennett Fire Company

Kennett Square, PA

This report was generated on 7/12/2021 4:14:46 PM



## Incident Type Count per Municipality per Station for Date Range

Start Date: 06/01/2021 | End Date: 06/30/2021

INCIDENT TYPE	# INCIDENTS
<b>MUNICIPALITY: AVONDALE</b>	
<b>Station 24 - Kennett Fire Company:</b>	
324 - Motor vehicle accident with no injuries.	1
<b># Incidents for 24 - Kennett Fire Company:</b>	<b>1</b>
<b># INCIDENTS FOR AVONDALE:</b>	<b>1</b>

<b>MUNICIPALITY: EAST MARLBOROUGH (TOWNSHIP OF)</b>	
<b>Station 24 - Kennett Fire Company:</b>	
322 - Motor vehicle accident with injuries	1
<b># Incidents for 24 - Kennett Fire Company:</b>	<b>1</b>
<b># INCIDENTS FOR EAST MARLBOROUGH (TOWNSHIP OF):</b>	<b>1</b>

<b>MUNICIPALITY: KENNETT (TOWNSHIP OF)</b>	
<b>Station 24 - Kennett Fire Company:</b>	
311 - Medical assist, assist EMS crew	3
322 - Motor vehicle accident with injuries	1
324 - Motor vehicle accident with no injuries.	3
411 - Gasoline or other flammable liquid spill	1
421 - Chemical hazard (no spill or leak)	1
444 - Power line down	1
551 - Assist police or other governmental agency	2
611 - Dispatched & cancelled en route	1
743 - Smoke detector activation, no fire - unintentional	1
745 - Alarm system activation, no fire - unintentional	1
746 - Carbon monoxide detector activation, no CO	2
<b># Incidents for 24 - Kennett Fire Company:</b>	<b>17</b>
<b># INCIDENTS FOR KENNETT (TOWNSHIP OF):</b>	<b>17</b>

<b>MUNICIPALITY: KENNETT SQUARE</b>	
<b>Station 24 - Kennett Fire Company:</b>	
311 - Medical assist, assist EMS crew	1
324 - Motor vehicle accident with no injuries.	1
551 - Assist police or other governmental agency	1
561 - Unauthorized burning	1

Only REVIEWED incidents included.



INCIDENT TYPE	# INCIDENTS
622 - No incident found on arrival at dispatch address	3
733 - Smoke detector activation due to malfunction	1
736 - CO detector activation due to malfunction	1
743 - Smoke detector activation, no fire - unintentional	4
745 - Alarm system activation, no fire - unintentional	1
<b># Incidents for 24 - Kennett Fire Company:</b>	<b>14</b>
<b># INCIDENTS FOR KENNETT SQUARE:</b>	<b>14</b>

MUNICIPALITY: NEW GARDEN (TOWNSHIP OF)	
<b>Station 24 - Kennett Fire Company:</b>	
111 - Building fire	1
311 - Medical assist, assist EMS crew	1
322 - Motor vehicle accident with injuries	1
611 - Dispatched & cancelled en route	1
743 - Smoke detector activation, no fire - unintentional	1
745 - Alarm system activation, no fire - unintentional	1
<b># Incidents for 24 - Kennett Fire Company:</b>	<b>6</b>
<b># INCIDENTS FOR NEW GARDEN (TOWNSHIP OF):</b>	<b>6</b>

MUNICIPALITY: POCOPSON (TOWNSHIP OF)	
<b>Station 24 - Kennett Fire Company:</b>	
412 - Gas leak (natural gas or LPG)	1
<b># Incidents for 24 - Kennett Fire Company:</b>	<b>1</b>
<b># INCIDENTS FOR POCOPSON (TOWNSHIP OF):</b>	<b>1</b>

Only REVIEWED incidents included.

# Kennett Fire Company

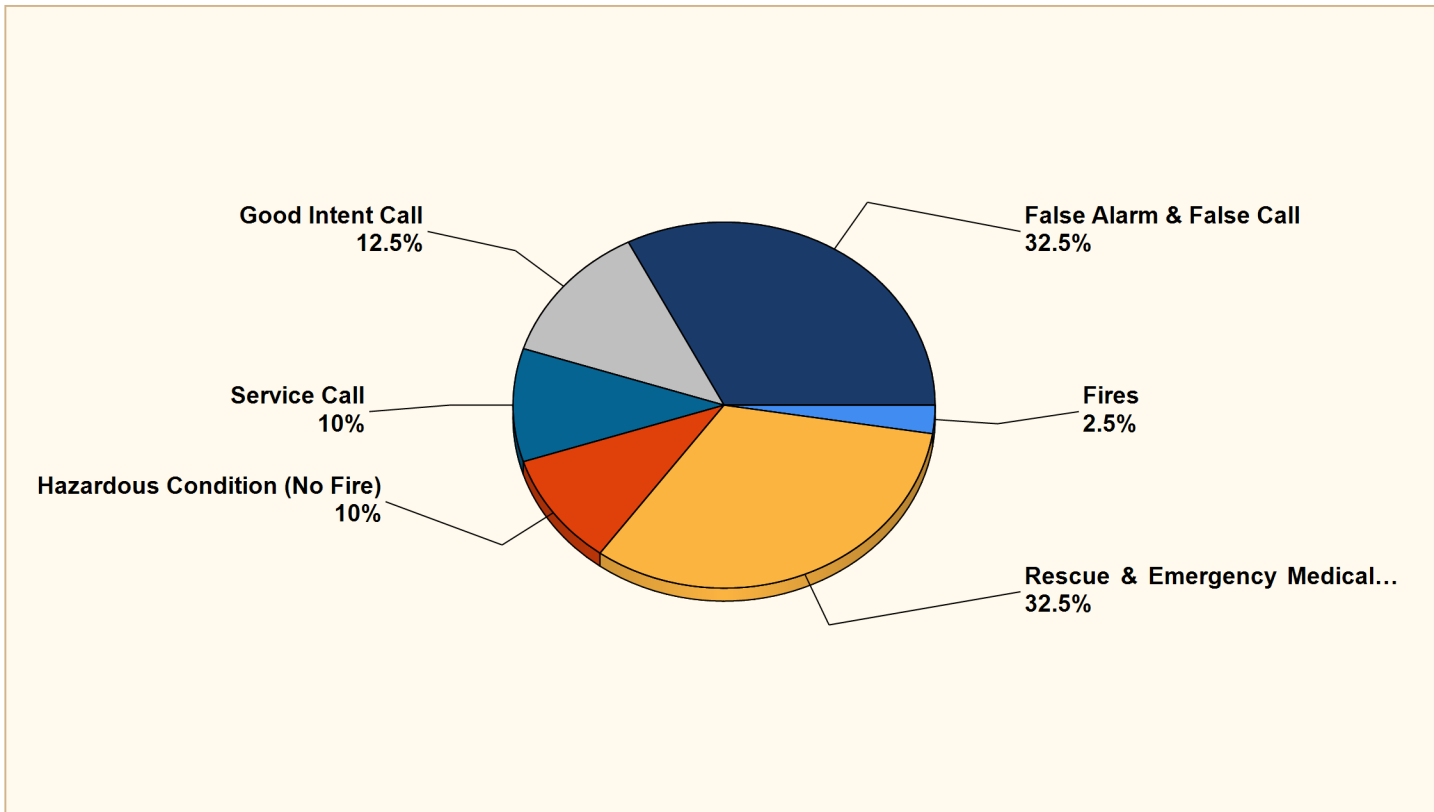
Kennett Square, PA

This report was generated on 7/12/2021 4:16:16 PM



## Breakdown by Major Incident Types for Date Range

Zone(s): All Zones | Start Date: 06/01/2021 | End Date: 06/30/2021



MAJOR INCIDENT TYPE	# INCIDENTS	% of TOTAL
Fires	1	2.5%
Rescue & Emergency Medical Service	13	32.5%
Hazardous Condition (No Fire)	4	10%
Service Call	4	10%
Good Intent Call	5	12.5%
False Alarm & False Call	13	32.5%
<b>TOTAL</b>	<b>40</b>	<b>100%</b>

Only REVIEWED and/or LOCKED IMPORTED incidents are included. Summary results for a major incident type are not displayed if the count is zero.





### Detailed Breakdown by Incident Type

INCIDENT TYPE	# INCIDENTS	% of TOTAL
111 - Building fire	1	2.5%
311 - Medical assist, assist EMS crew	5	12.5%
322 - Motor vehicle accident with injuries	3	7.5%
324 - Motor vehicle accident with no injuries.	5	12.5%
411 - Gasoline or other flammable liquid spill	1	2.5%
412 - Gas leak (natural gas or LPG)	1	2.5%
421 - Chemical hazard (no spill or leak)	1	2.5%
444 - Power line down	1	2.5%
551 - Assist police or other governmental agency	3	7.5%
561 - Unauthorized burning	1	2.5%
611 - Dispatched & cancelled en route	2	5%
622 - No incident found on arrival at dispatch address	3	7.5%
733 - Smoke detector activation due to malfunction	1	2.5%
736 - CO detector activation due to malfunction	1	2.5%
743 - Smoke detector activation, no fire - unintentional	6	15%
745 - Alarm system activation, no fire - unintentional	3	7.5%
746 - Carbon monoxide detector activation, no CO	2	5%
<b>TOTAL INCIDENTS:</b>	<b>40</b>	<b>100%</b>

Only REVIEWED and/or LOCKED IMPORTED incidents are included. Summary results for a major incident type are not displayed if the count is zero.



# Kennett Fire Company

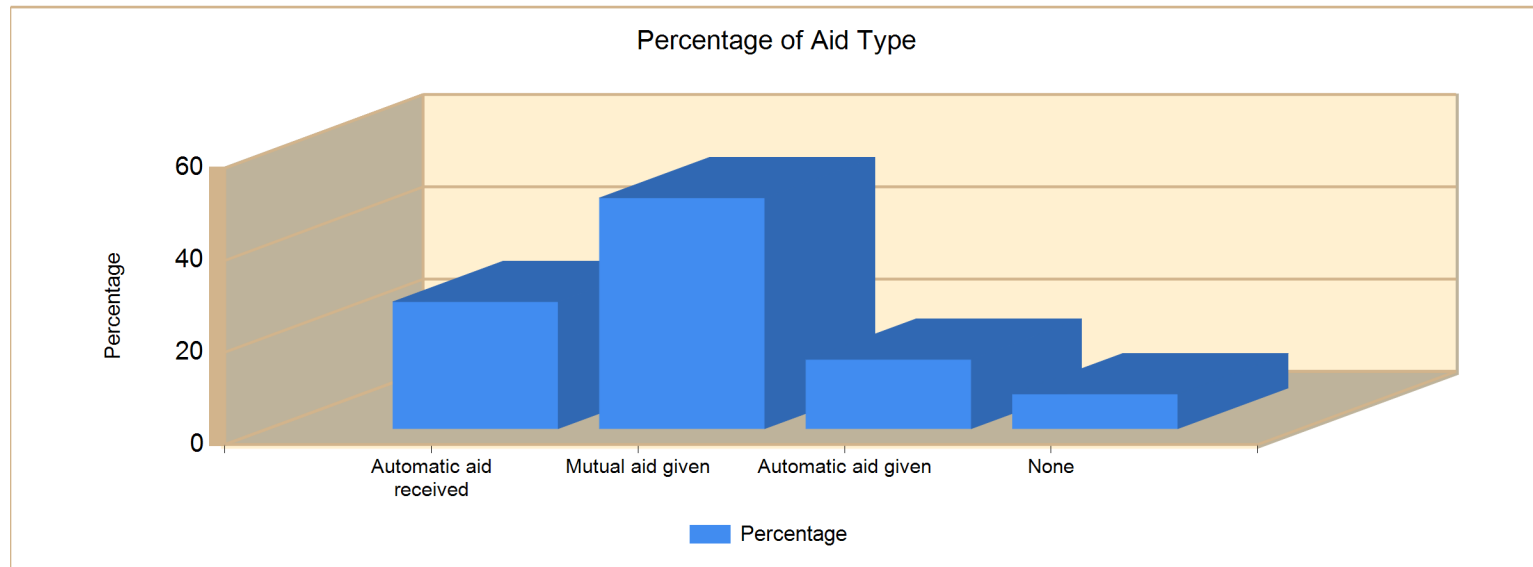
Kennett Square, PA

This report was generated on 7/12/2021 4:16:57 PM



## Count of Aid Given and Received for Incidents for Date Range

Start Date: 06/01/2021 | End Date: 06/30/2021



AID TYPE	TOTAL	% of TOTAL
Automatic aid received	11	27.5%
Mutual aid given	20	50.0%
Automatic aid given	6	15.0%
None	3	7.5%

Only REVIEWED incidents included

