



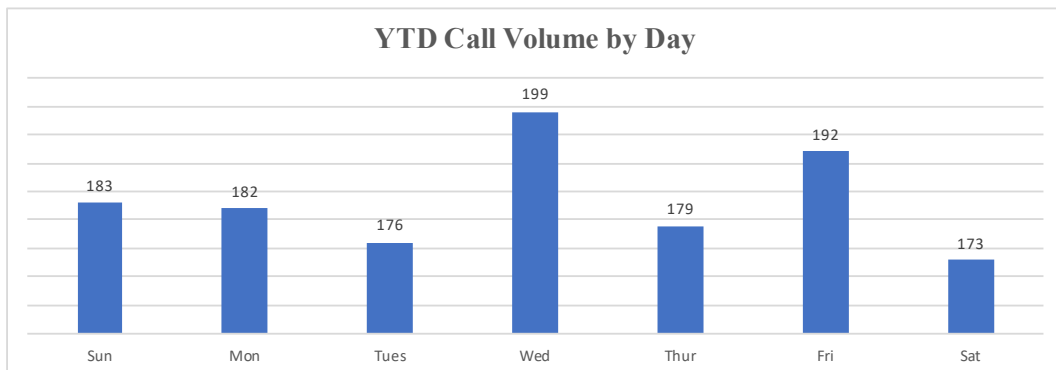
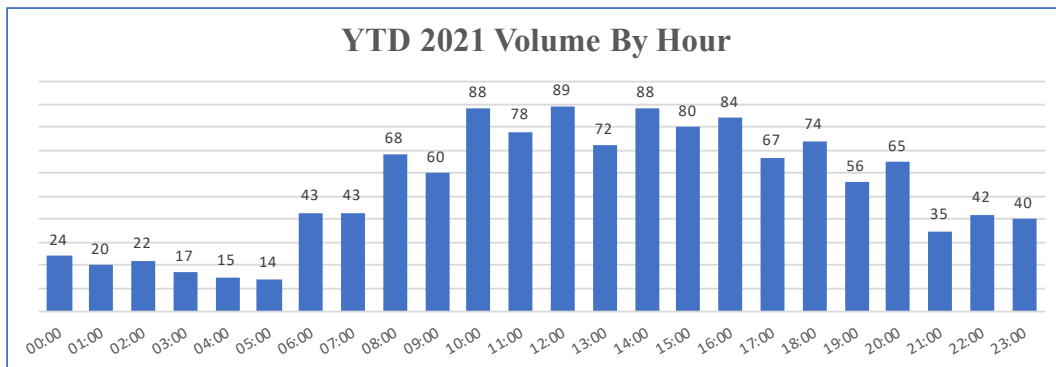
## Longwood Fire Company EMS Report 2021



District Total	JAN	FEB	MAR	APR	MAY	JUN	JUL	AUG	SEPT	OCT	NOV	DEC	TOTAL	YTD %
Kennett Sqaure	28	14	29	22	18	15							126	10%
Kennett Township	39	60	77	70	66	58							370	30%
Pocopson	36	26	42	32	39	45							220	18%
East Marlborough	36	31	47	52	53	59							278	22%
Pennsbury Township	16	18	28	27	14	25							128	10%
Newlin	3	7	6	3	8	4							31	2%
Aid Given	6	7	5	7	16	18							59	5%
Missed Calls	5	9	7	4	9	2							36	3%
<b>TOTAL</b>	<b>169</b>	<b>172</b>	<b>241</b>	<b>217</b>	<b>223</b>	<b>226</b>	<b>0</b>	<b>0</b>	<b>0</b>	<b>0</b>	<b>0</b>	<b>0</b>	<b>1248</b>	<b>100%</b>

Handled Outcomes	* Based on Charts written for Incidents														
BLS Transport	47	39	57	59	66	77								345	42%
ALS Transports	60	75	99	92	74	72								472	58%
<b>Total Transports</b>	<b>107</b>	<b>114</b>	<b>156</b>	<b>151</b>	<b>140</b>	<b>149</b>	<b>0</b>	<b>0</b>	<b>0</b>	<b>0</b>	<b>0</b>	<b>0</b>	<b>817</b>	<b>65%</b>	
Refusals	19	15	44	25	38	26								167	13%
No Services	17	11	19	27	24	23								121	10%
Recalled	28	20	17	13	17	20								115	9%
Other	4	6	7	4	8	9								38	3%
<b>Non Trans. Total</b>	<b>68</b>	<b>52</b>	<b>87</b>	<b>69</b>	<b>87</b>	<b>78</b>	<b>0</b>	<b>0</b>	<b>0</b>	<b>0</b>	<b>0</b>	<b>0</b>	<b>441</b>	<b>35%</b>	
Total Volume	175	166	243	220	227	227	0	0	0	0	0	0	0	1258	
Scheduled EMS Event	9	0	0	9	5	2	0	0	0	0	0	0	0	25	

Yearly Call Trends					
Year	2018	2019	2020	2021(YTD)	
Total Calls	2278	2403	2225	1248	



Response Time Averages **Reported in Minutes**					
Dispatch to Enroute	Enroute to Onscene	Dispatch to Onscene	Onscene Time	Transport Time	Dispatch to Available
1.95	6.3	8.17	15.96	22.66	63.99
Max 4	Max 15	Max 25		Max 90	Max 150

ALS vs BLS Dispatch *		
	Total	%
BLS	113	50%
ALS	113	50%
Total	226	100%
*25 Doesn't Track		

BLS Cover Units	
Agency	Total
Kennett	1
Avondale	0
GFAC	0
Concordville	1

ALS Cover Units	
Agency	Total
SCCEMS 94-1	0
SCCEMS 94-2	0
Good Fellowship	0
Concordville	0
New Castle	0

Missed Calls YTD	
Call Sequence	Total
2nd Call	7
3rd Call	29
4th Call	0
5th Call	0
6th Call	0
Total	36

Common Place Incidents		
Name	Total	%
Brandywine Assisted	2	1%
Friends Home	0	0%
Pocopson Home	12	5%
Crosslands	2	1%
Kendal	2	1%
Longwood Gardens	4	2%
Chester County Prison	9	4%
Total	31	14%
* Started Tracking this through EMS Charts		

Missed by Municipality YTD	
Municipal	Total
KSQ	3
KT	8
Pocopson	5
E. Marl.	16
Pennsbury	4
Newlin	0

Call Types YTD		
<small>Criteria Date From: 06/01/2021 Date To: 06/30/2021 ALL by Medical Category</small>		
Group	Count	Pct
ALS - Abdominal Pain	2	0.9
ALS - Allergic/Med Reaction	1	0.4
ALS - Assault w/Injury	1	0.4
ALS - Burns - Chemical	1	0.4
ALS - CVA/Stroke	9	3.9
ALS - Cardiac Problems	23	10.0
ALS - Cardiac/Resp Arrest	8	3.5
ALS - Electrocuton	1	0.4
ALS - Emotional Disorder	1	0.4
ALS - Fall	8	3.5
ALS - Hemorrhaging	2	0.9
ALS - Hypotension	1	0.4
ALS - Injured Person	3	1.3
ALS - Overdose	4	1.7
ALS - Respiratory Difficulty	13	5.7
ALS - Seizures	4	1.7
ALS - Syncope	7	3.1
ALS - Unconscious Person	2	0.9
ALS - Unresponsive Person	1	0.4
Accident - ALS	1	0.4
Accident - BLS	13	5.7
Accident - Hazmat	1	0.4
Alarm - BLS Medical	5	2.2
Alarm - Carbon Monoxide	2	0.9
BLS - Abdominal Pain	9	3.9
BLS - Allergic/Med Reaction	3	1.3
BLS - Assault w/Injury	1	0.4
BLS - Back Pain	1	0.4
BLS - DOA	1	0.4
BLS - Emotional Disorder	2	0.9
BLS - Fall / Lift Assist	27	11.8
BLS - Hemorrhaging	4	1.7
BLS - Injured Person	7	3.1
BLS - Maternity/Labor Pain	4	1.7
BLS - Overdose	1	0.4
BLS - Seizures	2	0.9
BLS - Sick Person	33	14.4
BLS - Syncope	5	2.2
EMS - Stand By - Event	6	2.6
EMS - Stand By - Fire	4	1.7
Fire - Hazmat	1	0.4
Fire - Other Type Rescue	2	0.9
Fire - Water Rescue	2	0.9
<b>Total:</b>	<b>229</b>	

Special Activites Report
<b>Car Seat Inspections: 0</b>
*We are accepting appts for checks*
<b>Training Provided:</b>
CPR/ First Aid 6/9,6/10,6/11
CPR/ First Aid - 6/29
<b>Staff Training:</b>
EMT Hughes - Certified Car Seat Technician
SWAT Training - ERT Medic Runge
<b>Special Events Details:</b>
Unionvill High School Graduation
<b>Community Outreach:</b>
<b>Longwood Gardens Event Hrs: = 7.5</b>

# Longwood Fire Company

Kennett Square, PA

This report was generated on 7/9/2021 10:45:05 AM



## Incident Count by Weekday and Hour for Zone for Shift for Date Range

Personnel: All Personnel | Shift(s): All Shifts | Zone: All Zones | Start Date: 06/01/2021 | End Date: 06/30/2021

Hour	Sun	Mon	Tue	Wed	Thu	Fri	Sat
00:00	0	0	0	0	0	0	0
01:00	0	0	0	1	0	0	0
02:00	0	0	0	0	1	0	0
03:00	0	0	0	0	0	1	0
04:00	0	0	0	0	0	0	0
05:00	1	0	0	1	0	0	0
06:00	0	0	0	2	0	0	1
07:00	1	0	1	3	0	0	0
08:00	1	0	0	1	2	0	1
09:00	0	0	1	0	0	0	1
10:00	4	1	1	1	0	1	1
11:00	0	1	0	1	0	0	0
12:00	0	0	1	1	0	1	0
13:00	1	1	0	0	1	0	0
14:00	0	1	1	1	0	1	0
15:00	0	0	0	2	0	2	1
16:00	2	0	0	0	1	3	0
17:00	0	0	2	0	1	1	1
18:00	0	0	0	0	1	2	1
19:00	0	3	0	0	1	1	1
20:00	0	0	3	0	0	0	0
21:00	0	2	0	2	0	0	1
22:00	0	3	0	0	0	1	0
23:00	0	0	1	0	0	1	1
Total Responses for Day	10	12	11	16	8	15	10
% of Responses for Day	40.00%	25.00%	27.27%	18.75%	25.00%	20.00%	10.00%
% of Responses for Week	12.20%	14.63%	13.41%	19.51%	9.76%	18.29%	12.20%

Hour	Total per Hour	Percent
00:00	0	0.00%
01:00	1	1.22%
02:00	1	1.22%
03:00	1	1.22%
04:00	0	0.00%
05:00	2	2.44%
06:00	3	3.66%
07:00	5	6.10%
08:00	5	6.10%
09:00	2	2.44%
10:00	9	10.98%
11:00	2	2.44%
12:00	3	3.66%
13:00	3	3.66%
14:00	4	4.88%
15:00	5	6.10%
16:00	6	7.32%
17:00	5	6.10%
18:00	4	4.88%
19:00	6	7.32%
20:00	3	3.66%
21:00	5	6.10%
22:00	4	4.88%
23:00	3	3.66%
Total	82	100.00%

Incident Count by Weekday and Hour for Zone, for Shift and Date Range. Zone information is defined on the Basic Info 3 screen of an incident. Only REVIEWED incidents included. Maximum call volumes for each day are shown with a RED background, and maximum call volumes for each hour are shown with a BLUE background. "% of Responses for Day" indicates the maximum hourly call volume as percentage of total calls for the day of the week. "% of Responses for Week" indicates the total number of calls for the day of the week as a percentage of total calls.

# Longwood Fire Company

Kennett Square, PA

This report was generated on 7/9/2021 10:38:55 AM



## Incident Type Count per Municipality per Station for Date Range

Start Date: 06/01/2021 | End Date: 06/30/2021

INCIDENT TYPE	# INCIDENTS
<b>MUNICIPALITY: BIRMINGHAM (TOWNSHIP OF)</b>	
<b>Station 25 - Station 25:</b>	
671 - HazMat release investigation w/no HazMat	1
<b># Incidents for 25 - Station 25:</b>	<b>1</b>
<b># INCIDENTS FOR BIRMINGHAM (TOWNSHIP OF):</b>	<b>1</b>

<b>MUNICIPALITY: CONCORD (TOWNSHIP OF)</b>	
<b>Station 25 - Station 25:</b>	
111 - Building fire	1
363 - Swift water rescue	2
611 - Dispatched & cancelled en route	3
622 - No incident found on arrival at dispatch address	1
<b># Incidents for 25 - Station 25:</b>	<b>7</b>
<b># INCIDENTS FOR CONCORD (TOWNSHIP OF):</b>	<b>7</b>

<b>MUNICIPALITY: EAST MARLBOROUGH (TOWNSHIP OF)</b>	
<b>Station 25 - Station 25:</b>	
311 - Medical assist, assist EMS crew	3
322 - Motor vehicle accident with injuries	2
542 - Animal rescue	1
553 - Public service	1
745 - Alarm system activation, no fire - unintentional	5
746 - Carbon monoxide detector activation, no CO	1
<b># Incidents for 25 - Station 25:</b>	<b>13</b>
<b># INCIDENTS FOR EAST MARLBOROUGH (TOWNSHIP OF):</b>	<b>13</b>

<b>MUNICIPALITY: KENNETT (TOWNSHIP OF)</b>	
<b>Station 25 - Station 25:</b>	
311 - Medical assist, assist EMS crew	3
322 - Motor vehicle accident with injuries	2
324 - Motor vehicle accident with no injuries.	2
411 - Gasoline or other flammable liquid spill	1
444 - Power line down	2
551 - Assist police or other governmental agency	3

Only REVIEWED incidents included.



INCIDENT TYPE	# INCIDENTS
553 - Public service	1
671 - HazMat release investigation w/no HazMat	1
733 - Smoke detector activation due to malfunction	1
735 - Alarm system sounded due to malfunction	1
736 - CO detector activation due to malfunction	1
745 - Alarm system activation, no fire - unintentional	4
746 - Carbon monoxide detector activation, no CO	1
<b># Incidents for 25 - Station 25:</b>	<b>23</b>
<b># INCIDENTS FOR KENNETT (TOWNSHIP OF):</b>	<b>23</b>

MUNICIPALITY: KENNETT SQUARE	
<b>Station 25 - Station 25:</b>	
324 - Motor vehicle accident with no injuries.	1
611 - Dispatched & cancelled en route	2
651 - Smoke scare, odor of smoke	4
736 - CO detector activation due to malfunction	1
745 - Alarm system activation, no fire - unintentional	2
<b># Incidents for 25 - Station 25:</b>	<b>10</b>
<b># INCIDENTS FOR KENNETT SQUARE:</b>	<b>10</b>

MUNICIPALITY: MOUNT CUBA	
<b>Station 25 - Station 25:</b>	
611 - Dispatched & cancelled en route	1
<b># Incidents for 25 - Station 25:</b>	<b>1</b>
<b># INCIDENTS FOR MOUNT CUBA:</b>	<b>1</b>

MUNICIPALITY: NEW GARDEN (TOWNSHIP OF)	
<b>Station 25 - Station 25:</b>	
611 - Dispatched & cancelled en route	1
<b># Incidents for 25 - Station 25:</b>	<b>1</b>
<b># INCIDENTS FOR NEW GARDEN (TOWNSHIP OF):</b>	<b>1</b>

MUNICIPALITY: PENNSBURY (TOWNSHIP OF)	
<b>Station 25 - Station 25:</b>	
311 - Medical assist, assist EMS crew	4
324 - Motor vehicle accident with no injuries.	1
342 - Search for person in water	1
622 - No incident found on arrival at dispatch address	1
735 - Alarm system sounded due to malfunction	1
744 - Detector activation, no fire - unintentional	1

Only REVIEWED incidents included.

INCIDENT TYPE	# INCIDENTS
745 - Alarm system activation, no fire - unintentional	2
<b># Incidents for 25 - Station 25:</b>	<b>11</b>
<b># INCIDENTS FOR PENNSBURY (TOWNSHIP OF):</b>	<b>11</b>

MUNICIPALITY: POCOPSON (TOWNSHIP OF)	
<b>Station 25 - Station 25:</b>	
138 - Off-road vehicle or heavy equipment fire	1
311 - Medical assist, assist EMS crew	2
322 - Motor vehicle accident with injuries	1
324 - Motor vehicle accident with no injuries.	1
352 - Extrication of victim(s) from vehicle	1
412 - Gas leak (natural gas or LPG)	2
631 - Authorized controlled burning	1
735 - Alarm system sounded due to malfunction	1
745 - Alarm system activation, no fire - unintentional	3
746 - Carbon monoxide detector activation, no CO	1
<b># Incidents for 25 - Station 25:</b>	<b>14</b>
<b># INCIDENTS FOR POCOPSON (TOWNSHIP OF):</b>	<b>14</b>

MUNICIPALITY: YORKLYN	
<b>Station 25 - Station 25:</b>	
611 - Dispatched & cancelled en route	1
<b># Incidents for 25 - Station 25:</b>	<b>1</b>
<b># INCIDENTS FOR YORKLYN:</b>	<b>1</b>

Only REVIEWED incidents included.

# Longwood Fire Company

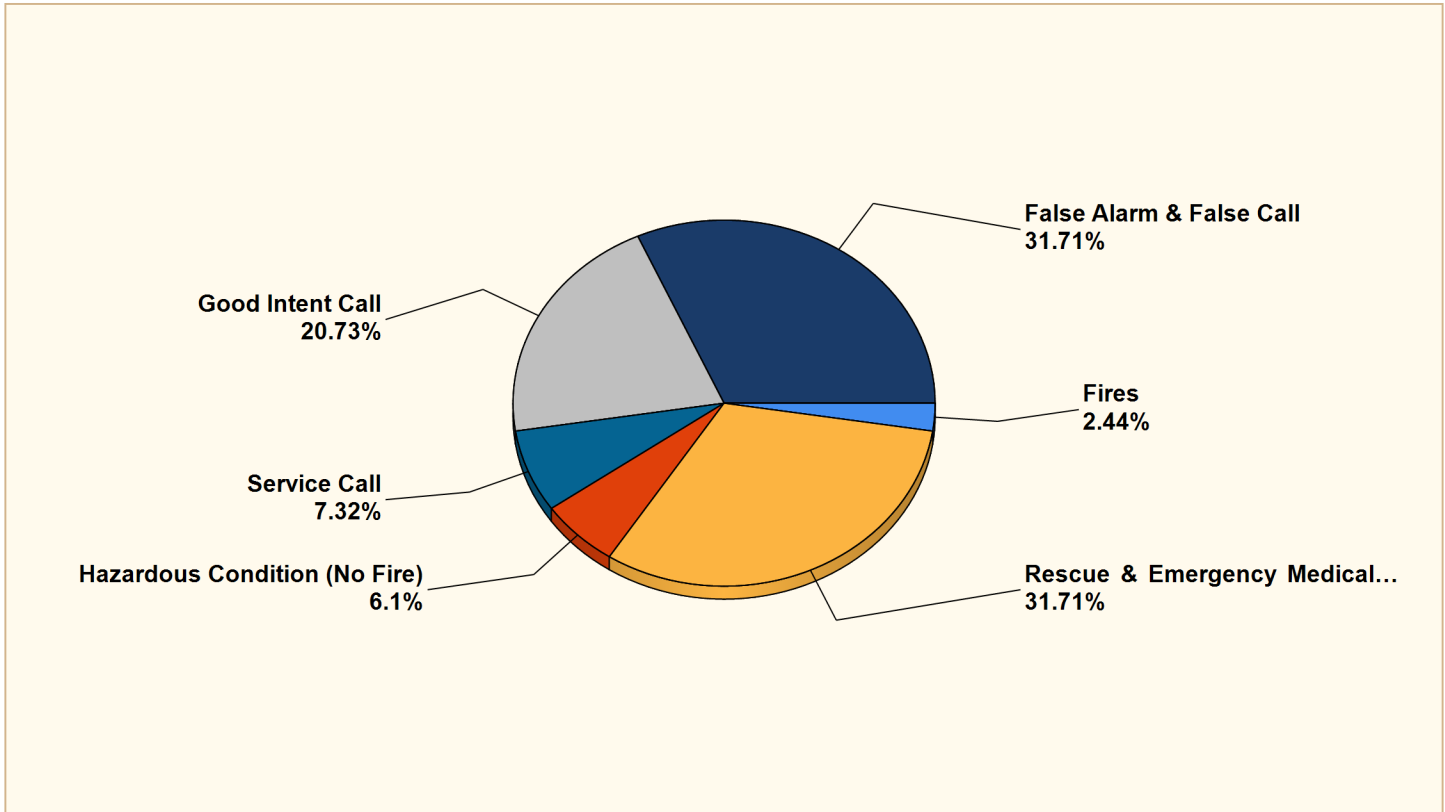
Kennett Square, PA

This report was generated on 7/9/2021 10:43:52 AM



## Breakdown by Major Incident Types for Date Range

Zone(s): All Zones | Start Date: 06/01/2021 | End Date: 06/30/2021



MAJOR INCIDENT TYPE	# INCIDENTS	% of TOTAL
Fires	2	2.44%
Rescue & Emergency Medical Service	26	31.71%
Hazardous Condition (No Fire)	5	6.1%
Service Call	6	7.32%
Good Intent Call	17	20.73%
False Alarm & False Call	26	31.71%
<b>TOTAL</b>	<b>82</b>	<b>100%</b>

Only REVIEWED and/or LOCKED IMPORTED incidents are included. Summary results for a major incident type are not displayed if the count is zero.



### Detailed Breakdown by Incident Type

INCIDENT TYPE	# INCIDENTS	% of TOTAL
111 - Building fire	1	1.22%
138 - Off-road vehicle or heavy equipment fire	1	1.22%
311 - Medical assist, assist EMS crew	12	14.63%
322 - Motor vehicle accident with injuries	5	6.1%
324 - Motor vehicle accident with no injuries.	5	6.1%
342 - Search for person in water	1	1.22%
352 - Extrication of victim(s) from vehicle	1	1.22%
363 - Swift water rescue	2	2.44%
411 - Gasoline or other flammable liquid spill	1	1.22%
412 - Gas leak (natural gas or LPG)	2	2.44%
444 - Power line down	2	2.44%
542 - Animal rescue	1	1.22%
551 - Assist police or other governmental agency	3	3.66%
553 - Public service	2	2.44%
611 - Dispatched & cancelled en route	8	9.76%
622 - No incident found on arrival at dispatch address	2	2.44%
631 - Authorized controlled burning	1	1.22%
651 - Smoke scare, odor of smoke	4	4.88%
671 - HazMat release investigation w/no HazMat	2	2.44%
733 - Smoke detector activation due to malfunction	1	1.22%
735 - Alarm system sounded due to malfunction	3	3.66%
736 - CO detector activation due to malfunction	2	2.44%
744 - Detector activation, no fire - unintentional	1	1.22%
745 - Alarm system activation, no fire - unintentional	16	19.51%
746 - Carbon monoxide detector activation, no CO	3	3.66%
<b>TOTAL INCIDENTS:</b>	<b>82</b>	<b>100%</b>

Only REVIEWED and/or LOCKED IMPORTED incidents are included. Summary results for a major incident type are not displayed if the count is zero.





# Longwood Fire Company

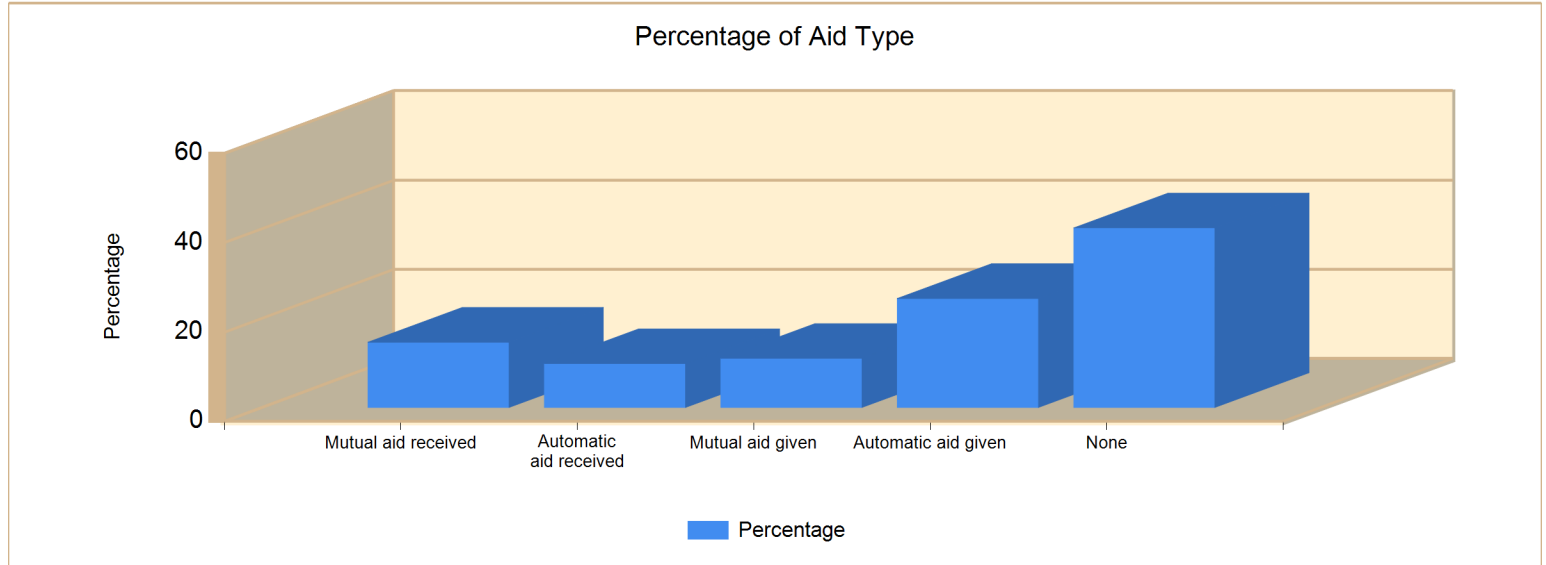
Kennett Square, PA

This report was generated on 7/9/2021 10:40:21 AM



## Count of Aid Given and Received for Incidents for Date Range

Start Date: 06/01/2021 | End Date: 06/30/2021



AID TYPE	TOTAL	% of TOTAL
Mutual aid received	12	14.6%
Automatic aid received	8	9.8%
Mutual aid given	9	11.0%
Automatic aid given	20	24.4%
None	33	40.2%

Only REVIEWED incidents included

