



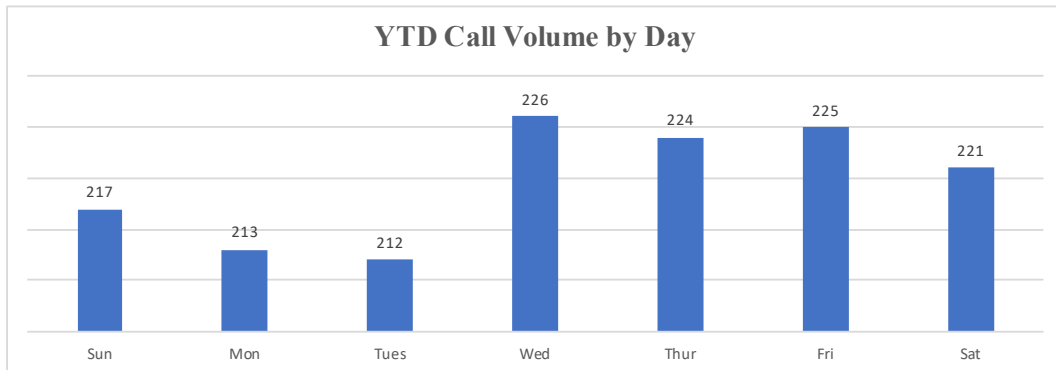
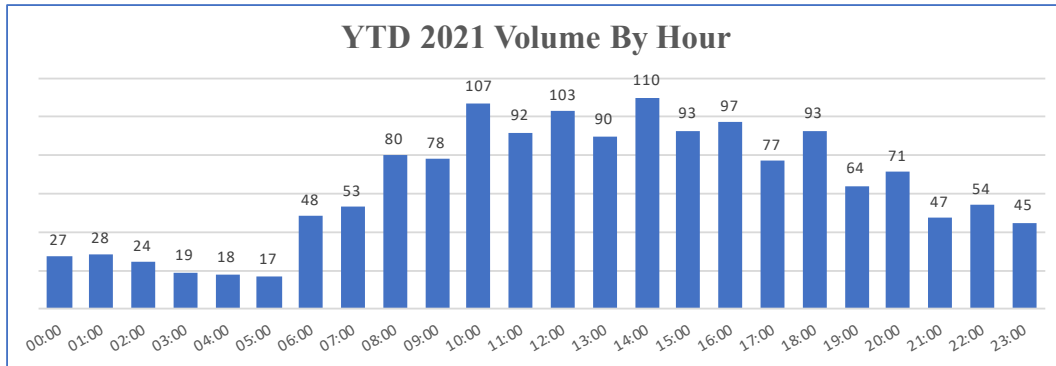
Longwood Fire Company EMS Report 2021



District Total	JAN	FEB	MAR	APR	MAY	JUN	JUL	AUG	SEPT	OCT	NOV	DEC	TOTAL	YTD %
Kennett Sqare	28	14	29	22	18	15	29						155	10%
Kennett Township	39	60	77	70	66	58	67						437	29%
Pocopson	36	26	42	32	39	45	43						263	18%
East Marlborough	36	31	47	52	53	59	57						335	22%
Pennsbury Township	16	18	28	27	14	25	26						154	10%
Newlin	3	7	6	3	8	4	3						34	2%
Aid Given	6	7	5	7	16	18	13						72	5%
Missed Calls	5	9	7	4	9	2	6						42	3%
TOTAL	169	172	241	217	223	226	244	0	0	0	0	0	1492	100%

Handled Outcomes	* Based on Charts written for Incidents													TOTAL	YTD %
BLS Transport	47	39	57	59	66	77	61							406	41%
ALS Transports	60	75	99	92	74	72	102							574	59%
Total Transports	107	114	156	151	140	149	163	0	0	0	0	0	980	66%	
Refusals	19	15	44	25	38	26	34						201	13%	
No Services	17	11	19	27	24	23	25						146	10%	
Recalled	28	20	17	13	17	20	23						138	9%	
Other	4	6	7	4	8	9	9						47	3%	
Non Trans. Total	68	52	87	69	87	78	91	0	0	0	0	0	532	36%	
Total Volume	175	166	243	220	227	227	254	0	0	0	0	0	1512		
Scheduled EMS Event	9	0	0	9	5	2	3	0	0	0	0	0	28		

Yearly Call Trends					
Year	2018	2019	2020	2021(YTD)	
Total Calls	2278	2403	2225	1492	



Response Time Averages **Reported in Minutes**					
Dispatch to Enroute	Enroute to Onscene	Dispatch to Onscene	Onscene Time	Transport Time	Dispatch to Available
1.87	6.11	7.67	16.33	23.93	64.38
Max 4	Max 15	Max 25		Max 90	Max 150

ALS vs BLS Dispatch *		
		%
BLS	122	50%
ALS	122	50%
Total	244	100%
*25 Doesn't Track		

BLS Cover Units	
Agency	Total
Kennett	4
Avondale	1
GFAC	1
Concordville	0

ALS Cover Units	
Agency	Total
SCCEMS 94-1	0
SCCEMS 94-2	2
Good Fellowship	1
Concordville	0
New Castle	0

Missed Calls YTD	
Call Sequence	Total
2nd Call	7
3rd Call	34
4th Call	1
5th Call	0
6th Call	0
Total	42

Common Place Incidents		
Name	Total	%
Brandywine Assisted	9	4%
Friends Home	0	0%
Pocopson Home	8	3%
Crosslands	11	5%
Kendal	12	5%
Longwood Gardens	8	3%
Chester County Prison	11	5%
Total	59	24%
* Started Tracking this through EMS Charts		

Missed by Municipality YTD	
Municipal	Total
KSQ	3
KT	9
Pocopson	7
E. Marl.	19
Pennsbury	4
Newlin	0

Call Types YTD		
Date From: 07/01/2021 Date To: 07/31/2021 ALL by Medical Category		
Group	Count	Pct
ALS - Abdominal Pain	4	1.6
ALS - Allergic/Med Reaction	6	2.3
ALS - Assault w/Injury	2	0.8
ALS - Burns - Scalding/Other	1	0.4
ALS - CVA/Stroke	8	3.1
ALS - Cardiac Problems	32	12.5
ALS - Cardiac/Resp Arrest	2	0.8
ALS - Choking	1	0.4
ALS - Diabetic Emergency	2	0.8
ALS - Exposure to Heat/Cold	5	1.9
ALS - Fall	5	1.9
ALS - Hemorrhaging	2	0.8
ALS - Hypotension	12	4.7
ALS - Injured Person	1	0.4
ALS - Maternity/Labor Pains	3	1.2
ALS - Overdose	3	1.2
ALS - Respiratory Difficulty	17	6.6
ALS - Seizures	2	0.8
ALS - Syncope	6	2.3
ALS - Unconscious Person	3	1.2
ALS - Unresponsive Person	2	0.8
Accident - ALS	7	2.7
Accident - BLS	11	4.3
Alarm - BLS Medical	7	2.7
Alarm - Carbon Monoxide	2	0.8
BLS - Abdominal Pain	4	1.6
BLS - Assault w/Injury	1	0.4
BLS - Back Pain	1	0.4
BLS - DOA	2	0.8
BLS - Emotional Disorder	4	1.6
BLS - Fall / Lift Assist	25	9.7
BLS - Hemorrhaging	3	1.2
BLS - Injured Person	10	3.9
BLS - Overdose	2	0.8
BLS - Sick Person	38	14.8
BLS - Syncope	3	1.2
BLS - Unknown Nature	3	1.2
EMS - Stand By - Event	4	1.6
EMS - Stand By - Fire	11	4.3
Total:	257	

Special Activites Report
Car Seat Inspections: 0
We are accepting appts for checks
Training Provided:
CPR/ First Aid 7/13, 7/20
CPR/ First Aid - 6/29
Staff Training:
7/20 - CPR/ FA Refresher for Longwood Members
Special Events Details:
EMT Assisted Station 36 with their Burn Training
Community Outreach:
Longwood Gardens Event Hrs: = 109.5

Longwood Fire Company

Kennett Square, PA

This report was generated on 8/9/2021 12:21:53 PM



Incident Count by Weekday and Hour for Zone for Shift for Date Range

Personnel: All Personnel | Shift(s): All Shifts | Zone: All Zones | Start Date: 07/01/2021 | End Date: 07/31/2021

Hour	Sun	Mon	Tue	Wed	Thu	Fri	Sat
00:00	0	0	0	0	0	0	0
01:00	0	1	0	1	0	0	0
02:00	0	0	0	0	0	0	0
03:00	0	0	0	0	0	0	0
04:00	0	0	0	0	1	1	0
05:00	0	1	0	0	0	0	0
06:00	0	1	1	2	0	0	1
07:00	0	0	1	1	1	1	0
08:00	0	2	1	0	2	0	0
09:00	0	1	0	1	2	1	2
10:00	0	2	1	0	1	0	1
11:00	0	0	2	1	1	0	0
12:00	2	1	2	1	1	1	0
13:00	0	1	0	2	1	0	1
14:00	0	0	0	2	1	0	0
15:00	0	1	0	4	1	1	0
16:00	1	0	0	1	0	2	0
17:00	2	1	0	0	1	0	0
18:00	2	0	1	0	0	4	1
19:00	1	0	0	1	0	1	0
20:00	0	0	0	0	0	0	1
21:00	1	0	0	2	0	1	1
22:00	0	0	0	1	1	0	2
23:00	0	0	0	0	0	1	2
Total Responses for Day	9	12	9	20	14	14	12
% of Responses for Day	22.22%	16.67%	22.22%	20.00%	14.29%	28.57%	16.67%
% of Responses for Week	10.00%	13.33%	10.00%	22.22%	15.56%	15.56%	13.33%

Hour	Total per Hour	Percent
00:00	0	0.00%
01:00	2	2.22%
02:00	0	0.00%
03:00	0	0.00%
04:00	2	2.22%
05:00	1	1.11%
06:00	5	5.56%
07:00	4	4.44%
08:00	5	5.56%
09:00	7	7.78%
10:00	5	5.56%
11:00	4	4.44%
12:00	8	8.89%
13:00	5	5.56%
14:00	3	3.33%
15:00	7	7.78%
16:00	4	4.44%
17:00	4	4.44%
18:00	8	8.89%
19:00	3	3.33%
20:00	1	1.11%
21:00	5	5.56%
22:00	4	4.44%
23:00	3	3.33%
Total	90	100.00%

Incident Count by Weekday and Hour for Zone, for Shift and Date Range. Zone information is defined on the Basic Info 3 screen of an incident. Only REVIEWED incidents included. Maximum call volumes for each day are shown with a RED background, and maximum call volumes for each hour are shown with a BLUE background. "% of Responses for Day" indicates the maximum hourly call volume as percentage of total calls for the day of the week. "% of Responses for Week" indicates the total number of calls for the day of the week as a percentage of total calls.

Longwood Fire Company

Kennett Square, PA

This report was generated on 8/9/2021 12:22:47 PM



Incident Type Count per Municipality per Station for Date Range

Start Date: 07/01/2021 | End Date: 07/31/2021

INCIDENT TYPE	# INCIDENTS
MUNICIPALITY: CONCORD (TOWNSHIP OF)	
Station 25 - Station 25:	
111 - Building fire	1
363 - Swift water rescue	1
611 - Dispatched & cancelled en route	1
# Incidents for 25 - Station 25:	3
# INCIDENTS FOR CONCORD (TOWNSHIP OF):	3

MUNICIPALITY: EAST MARLBOROUGH (TOWNSHIP OF)	
Station 25 - Station 25:	
111 - Building fire	1
130 - Mobile property (vehicle) fire, other	1
311 - Medical assist, assist EMS crew	4
322 - Motor vehicle accident with injuries	2
324 - Motor vehicle accident with no injuries.	1
445 - Arcing, shorted electrical equipment	1
622 - No incident found on arrival at dispatch address	1
735 - Alarm system sounded due to malfunction	2
745 - Alarm system activation, no fire - unintentional	3
# Incidents for 25 - Station 25:	16
# INCIDENTS FOR EAST MARLBOROUGH (TOWNSHIP OF):	16

MUNICIPALITY: KENNETT (TOWNSHIP OF)	
Station 25 - Station 25:	
111 - Building fire	1
151 - Outside rubbish, trash or waste fire	1
311 - Medical assist, assist EMS crew	3
322 - Motor vehicle accident with injuries	1
324 - Motor vehicle accident with no injuries.	3
444 - Power line down	1
542 - Animal rescue	1
551 - Assist police or other governmental agency	3
571 - Cover assignment, standby, moveup	1
611 - Dispatched & cancelled en route	2
622 - No incident found on arrival at dispatch address	1
653 - Smoke from barbecue, tar kettle	1

Only REVIEWED incidents included.



INCIDENT TYPE	# INCIDENTS
733 - Smoke detector activation due to malfunction	2
735 - Alarm system sounded due to malfunction	2
745 - Alarm system activation, no fire - unintentional	3
900 - Special type of incident, other	1
# Incidents for 25 - Station 25:	27
# INCIDENTS FOR KENNETT (TOWNSHIP OF):	27

MUNICIPALITY: KENNETT SQUARE	
Station 25 - Station 25:	
111 - Building fire	1
141 - Forest, woods or wildland fire	1
311 - Medical assist, assist EMS crew	2
322 - Motor vehicle accident with injuries	1
324 - Motor vehicle accident with no injuries.	1
351 - Extrication of victim(s) from building/structure	1
440 - Electrical wiring/equipment problem, other	1
611 - Dispatched & cancelled en route	2
622 - No incident found on arrival at dispatch address	1
733 - Smoke detector activation due to malfunction	1
743 - Smoke detector activation, no fire - unintentional	1
# Incidents for 25 - Station 25:	13
# INCIDENTS FOR KENNETT SQUARE:	13

MUNICIPALITY: LOWER OXFORD (TOWNSHIP OF)	
Station 25 - Station 25:	
111 - Building fire	1
# Incidents for 25 - Station 25:	1
# INCIDENTS FOR LOWER OXFORD (TOWNSHIP OF):	1

MUNICIPALITY: NEW GARDEN (TOWNSHIP OF)	
Station 25 - Station 25:	
111 - Building fire	1
611 - Dispatched & cancelled en route	1
# Incidents for 25 - Station 25:	2
# INCIDENTS FOR NEW GARDEN (TOWNSHIP OF):	2

MUNICIPALITY: NEWLIN (TOWNSHIP OF)	
Station 25 - Station 25:	
424 - Carbon monoxide incident	1
611 - Dispatched & cancelled en route	1

Only REVIEWED incidents included.

INCIDENT TYPE	# INCIDENTS
745 - Alarm system activation, no fire - unintentional	2
# Incidents for 25 - Station 25:	4
# INCIDENTS FOR NEWLIN (TOWNSHIP OF):	4

MUNICIPALITY: PENNSBURY (TOWNSHIP OF)	
Station 25 - Station 25:	
311 - Medical assist, assist EMS crew	1
324 - Motor vehicle accident with no injuries.	1
424 - Carbon monoxide incident	1
621 - Wrong location	1
651 - Smoke scare, odor of smoke	1
733 - Smoke detector activation due to malfunction	1
745 - Alarm system activation, no fire - unintentional	5
746 - Carbon monoxide detector activation, no CO	1
# Incidents for 25 - Station 25:	12
# INCIDENTS FOR PENNSBURY (TOWNSHIP OF):	12

MUNICIPALITY: POCOPSON (TOWNSHIP OF)	
Station 25 - Station 25:	
111 - Building fire	1
311 - Medical assist, assist EMS crew	3
322 - Motor vehicle accident with injuries	2
445 - Arcing, shorted electrical equipment	2
733 - Smoke detector activation due to malfunction	1
740 - Unintentional transmission of alarm, other	1
# Incidents for 25 - Station 25:	10
# INCIDENTS FOR POCOPSON (TOWNSHIP OF):	10

MUNICIPALITY: WEST BRANDYWINE (TOWNSHIP OF)	
Station 25 - Station 25:	
111 - Building fire	1
# Incidents for 25 - Station 25:	1
# INCIDENTS FOR WEST BRANDYWINE (TOWNSHIP OF):	1

Only REVIEWED incidents included.

INCIDENT TYPE	# INCIDENTS
MUNICIPALITY: WEST MARLBOROUGH (TOWNSHIP OF)	
Station 25 - Station 25:	
352 - Extrication of victim(s) from vehicle	1
# Incidents for 25 - Station 25:	1
# INCIDENTS FOR WEST MARLBOROUGH (TOWNSHIP OF):	
1	

Only REVIEWED incidents included.

Longwood Fire Company

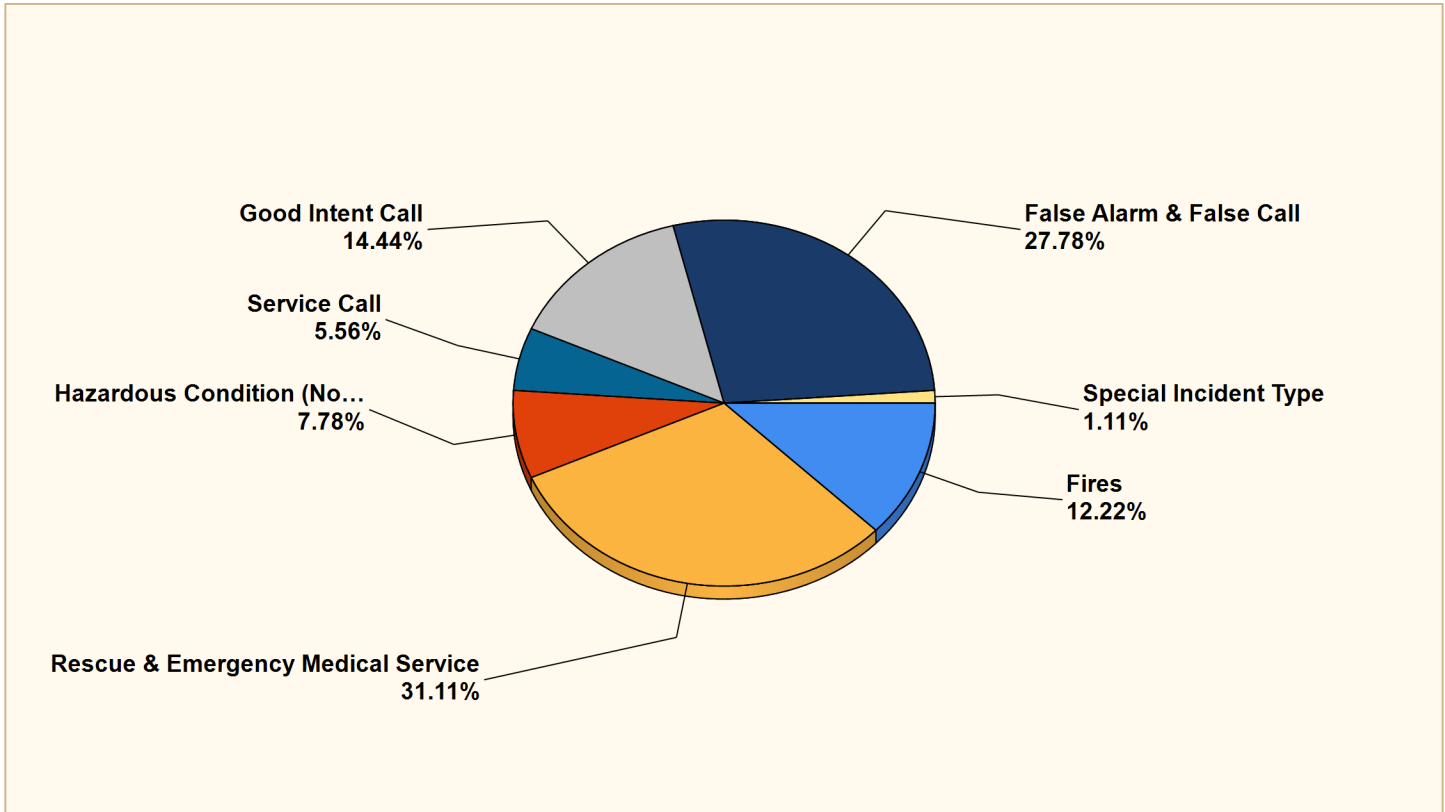
Kennett Square, PA

This report was generated on 8/9/2021 12:25:34 PM



Breakdown by Major Incident Types for Date Range

Zone(s): All Zones | Start Date: 07/01/2021 | End Date: 07/31/2021



MAJOR INCIDENT TYPE	# INCIDENTS	% of TOTAL
Fires	11	12.22%
Rescue & Emergency Medical Service	28	31.11%
Hazardous Condition (No Fire)	7	7.78%
Service Call	5	5.56%
Good Intent Call	13	14.44%
False Alarm & False Call	25	27.78%
Special Incident Type	1	1.11%
TOTAL	90	100%

Only REVIEWED and/or LOCKED IMPORTED incidents are included. Summary results for a major incident type are not displayed if the count is zero.



Detailed Breakdown by Incident Type

INCIDENT TYPE	# INCIDENTS	% of TOTAL
111 - Building fire	8	8.89%
130 - Mobile property (vehicle) fire, other	1	1.11%
141 - Forest, woods or wildland fire	1	1.11%
151 - Outside rubbish, trash or waste fire	1	1.11%
311 - Medical assist, assist EMS crew	13	14.44%
322 - Motor vehicle accident with injuries	6	6.67%
324 - Motor vehicle accident with no injuries.	6	6.67%
351 - Extrication of victim(s) from building/structure	1	1.11%
352 - Extrication of victim(s) from vehicle	1	1.11%
363 - Swift water rescue	1	1.11%
424 - Carbon monoxide incident	2	2.22%
440 - Electrical wiring/equipment problem, other	1	1.11%
444 - Power line down	1	1.11%
445 - Arcing, shorted electrical equipment	3	3.33%
542 - Animal rescue	1	1.11%
551 - Assist police or other governmental agency	3	3.33%
571 - Cover assignment, standby, moveup	1	1.11%
611 - Dispatched & cancelled en route	7	7.78%
621 - Wrong location	1	1.11%
622 - No incident found on arrival at dispatch address	3	3.33%
651 - Smoke scare, odor of smoke	1	1.11%
653 - Smoke from barbecue, tar kettle	1	1.11%
733 - Smoke detector activation due to malfunction	5	5.56%
735 - Alarm system sounded due to malfunction	4	4.44%
740 - Unintentional transmission of alarm, other	1	1.11%
743 - Smoke detector activation, no fire - unintentional	1	1.11%
745 - Alarm system activation, no fire - unintentional	13	14.44%
746 - Carbon monoxide detector activation, no CO	1	1.11%
900 - Special type of incident, other	1	1.11%
TOTAL INCIDENTS:	90	100%

Only REVIEWED and/or LOCKED IMPORTED incidents are included. Summary results for a major incident type are not displayed if the count is zero.



Longwood Fire Company

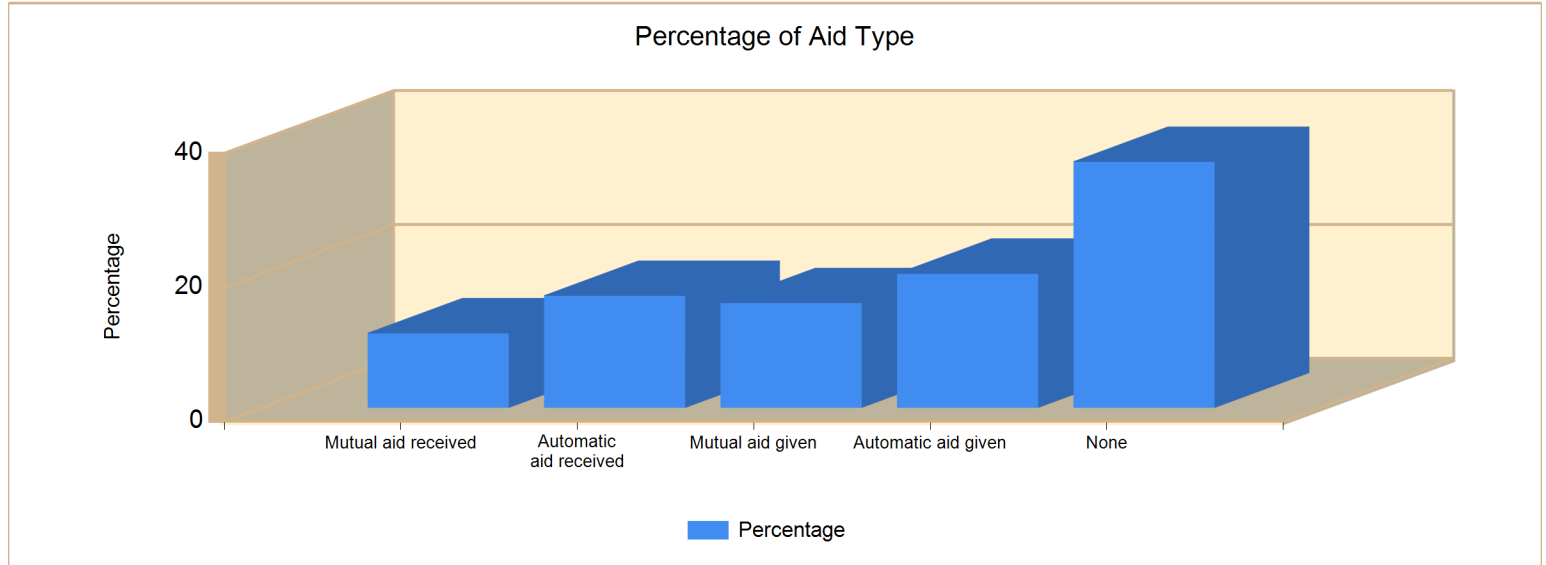
Kennett Square, PA

This report was generated on 8/9/2021 12:24:48 PM



Count of Aid Given and Received for Incidents for Date Range

Start Date: 07/01/2021 | End Date: 07/31/2021



AID TYPE	TOTAL	% of TOTAL
Mutual aid received	10	11.1%
Automatic aid received	15	16.7%
Mutual aid given	14	15.6%
Automatic aid given	18	20.0%
None	33	36.7%

Only REVIEWED incidents included

