

Kennett Fire Company EMS Report

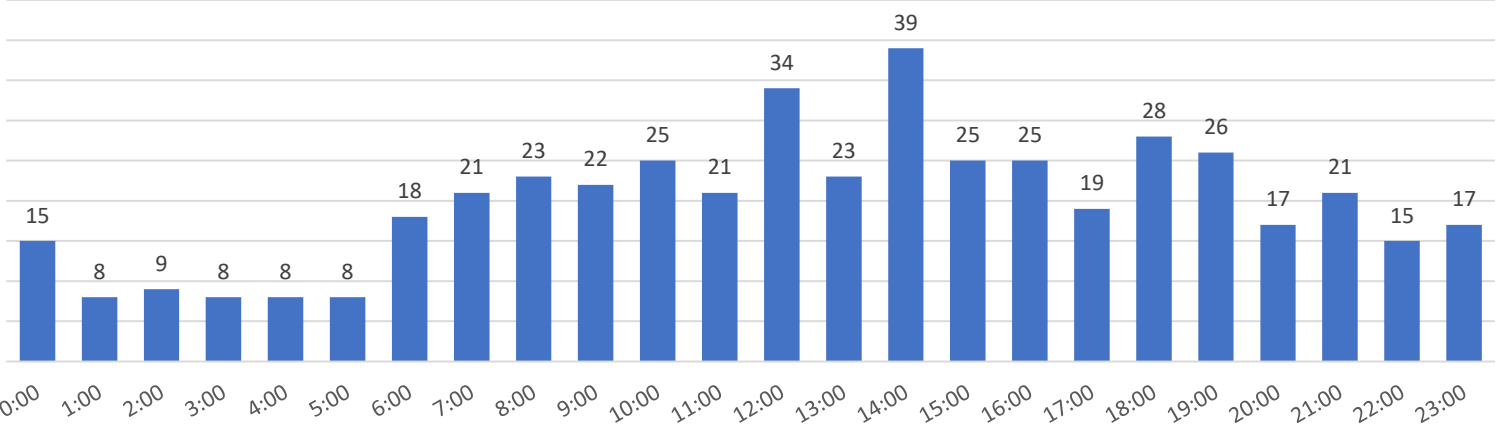
District Total	JAN	FEB	MAR	APR	MAY	JUN	JUL	AUG	SEPT	OCT	NOV	DEC	TOTAL	YTD %
Kennett Sqaure	38	36	47	38	41	36	41							0%
Kennett Township	41	42	9	5	5	4	7							0%
Pocopson	2	0	1	1	1	1	1							0%
East Marlborough	2	3	4	1	2	2	4							0%
Pennsbury Township	0	1	1	3	0	0	0							0%
Newlin	0	0	0	0	0	0	0							0%
Aid Given	3	8	5	11	12	12	4							0%
Missed Calls	2	0	0	0	0	0	1							0%
TOTAL	88	90	67	59	61	55	58	0	0	0	0	0	478	100%

Handled Outcomes															
BLS Transport	41	34	22	18	21	20	18								61%
ALS Transports	21	25	18	14	10	8	14								39%
Total Transports	62	59	40	32	31	28	32	0	0	0	0	0	284	59%	
Refusals	9	9	7	6	10	7	8								12%
No Services	15	18	17	15	14	12	15								22%
Recalled	0	4	3	5	4	8	2								5%
Other	0	0	0	1	2	0	0								1%
Non Trans. Total	24	31	27	27	30	27	25	0	0	0	0	0	191	40%	
Total Volume	86	90	67	59	61	55	57	0	0	0	0	0	475	100%	

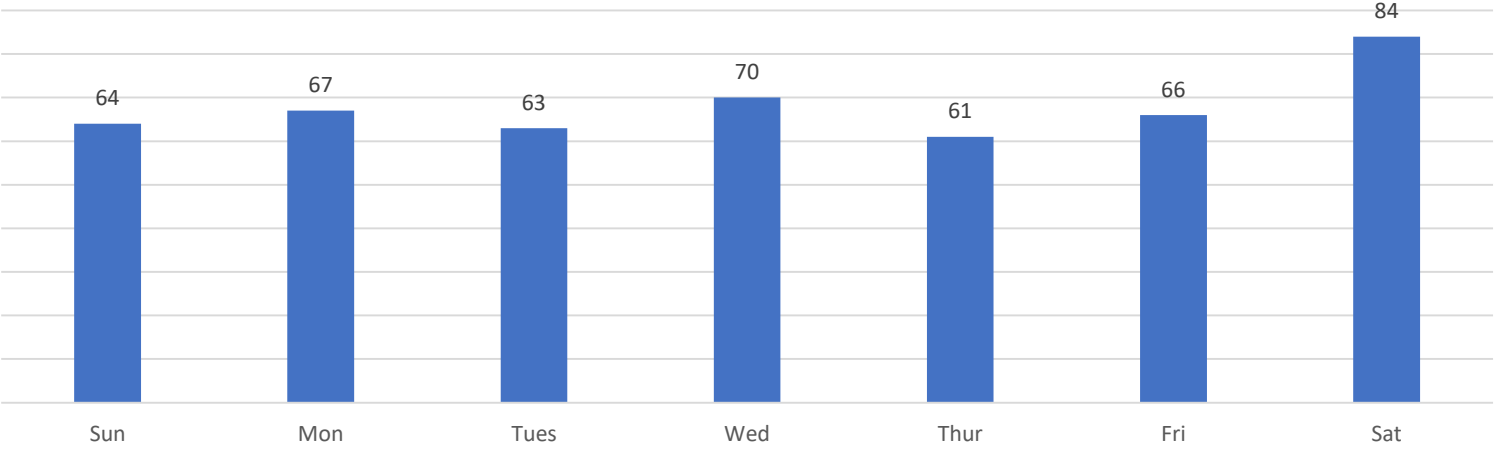
Yearly Call Trends

	Year	2017	2018	2020	2021(YTD)
Total Calls		1096	1136	1276	478

YTD Volume By Hour



YTD Call Volume by Day



Response Time Averages (YTD) **Reported in Minutes**					
Dispatch to Enroute	Enroute to Onscene	Dispatch to Onscene	Onscene Time	Transport Time	Dispatch to Available
1.6	4.9	6.1	18	23.8	61.9
Max 4	Max 15	Max 25			Max 150

ALS vs BLS Dispatch		
	Total	%
BLS	30	53%
ALS	27	47%
Total	57	100%
ALS Released	10	37%
ALS Added	2	7%

Covering Agencies	
Agency	Total
Longwood	9
Avondale	3
West Grove	1
New Castle	0
Other	0

ALS Usage	
Longwood	11
SCCEMS	2
Good Fellowship	0
Delaware County	1
New Castle	0

Common Place Incidents		
Name	Total	%
Brandywine Assisted	0	0%
Friends Home	9	16%
Pocopson Home	0	0%
Crosslands	0	0%
Kendal	0	0%
Longwood Gardens	0	0%
Chester County Prison	0	0%
Total	9	

Kennett Fire Company

Kennett Square, PA

This report was generated on 8/9/2021 8:41:14 AM



Incident Count by Weekday and Hour for Zone for Shift for Date Range

Personnel: All Personnel | Shift(s): All Shifts | Zone: All Zones | Start Date: 07/01/2021 | End Date: 07/31/2021

Hour	Sun	Mon	Tue	Wed	Thu	Fri	Sat
00:00	0	0	0	0	0	0	0
01:00	0	1	0	1	0	0	0
02:00	0	0	0	0	0	0	0
03:00	0	0	0	0	0	0	0
04:00	0	0	0	0	1	0	0
05:00	0	0	0	0	0	0	0
06:00	0	0	0	2	0	0	1
07:00	0	0	0	1	0	0	0
08:00	0	2	0	0	1	0	0
09:00	0	1	0	0	2	0	1
10:00	0	0	1	0	0	0	0
11:00	0	0	0	0	0	0	1
12:00	1	0	0	0	0	1	0
13:00	1	0	0	1	0	0	1
14:00	0	0	0	2	1	0	0
15:00	0	0	0	1	0	1	1
16:00	0	0	0	0	0	1	0
17:00	0	1	0	0	1	0	0
18:00	1	0	1	0	0	2	0
19:00	1	0	0	1	0	1	1
20:00	0	0	0	0	0	0	2
21:00	1	0	0	2	0	1	0
22:00	0	0	0	1	1	0	1
23:00	0	0	0	0	0	1	1
Total Responses for Day	5	5	2	12	7	8	10
% of Responses for Day	20.00%	40.00%	50.00%	16.67%	28.57%	25.00%	20.00%
% of Responses for Week	10.20%	10.20%	4.08%	24.49%	14.29%	16.33%	20.41%

Hour	Total per Hour	Percent
00:00	0	0.00%
01:00	2	4.08%
02:00	0	0.00%
03:00	0	0.00%
04:00	1	2.04%
05:00	0	0.00%
06:00	3	6.12%
07:00	1	2.04%
08:00	3	6.12%
09:00	4	8.16%
10:00	1	2.04%
11:00	1	2.04%
12:00	2	4.08%
13:00	3	6.12%
14:00	3	6.12%
15:00	3	6.12%
16:00	1	2.04%
17:00	2	4.08%
18:00	4	8.16%
19:00	4	8.16%
20:00	2	4.08%
21:00	4	8.16%
22:00	3	6.12%
23:00	2	4.08%
Total	49	100.00%

Incident Count by Weekday and Hour for Zone, for Shift and Date Range. Zone information is defined on the Basic Info 3 screen of an incident. Only REVIEWED incidents included. Maximum call volumes for each day are shown with a RED background, and maximum call volumes for each hour are shown with a BLUE background. "% of Responses for Day" indicates the maximum hourly call volume as percentage of total calls for the day of the week. "% of Responses for Week" indicates the total number of calls for the day of the week as a percentage of total calls.

Kennett Fire Company

Kennett Square, PA

This report was generated on 8/9/2021 8:38:29 AM



Incident Type Count per Municipality per Station for Date Range

Start Date: 07/01/2021 | End Date: 07/31/2021

INCIDENT TYPE	# INCIDENTS
MUNICIPALITY: AVONDALE	
Station 24 - Kennett Fire Company:	
571 - Cover assignment, standby, moveup	1
# Incidents for 24 - Kennett Fire Company:	1
# INCIDENTS FOR AVONDALE:	1

MUNICIPALITY: EAST MARLBOROUGH (TOWNSHIP OF)	
Station 24 - Kennett Fire Company:	
131 - Passenger vehicle fire	1
322 - Motor vehicle accident with injuries	1
412 - Gas leak (natural gas or LPG)	1
571 - Cover assignment, standby, moveup	1
611 - Dispatched & cancelled en route	1
743 - Smoke detector activation, no fire - unintentional	1
# Incidents for 24 - Kennett Fire Company:	6
# INCIDENTS FOR EAST MARLBOROUGH (TOWNSHIP OF):	6

MUNICIPALITY: KENNETT (TOWNSHIP OF)	
Station 24 - Kennett Fire Company:	
111 - Building fire	2
118 - Trash or rubbish fire, contained	1
311 - Medical assist, assist EMS crew	1
324 - Motor vehicle accident with no injuries.	2
444 - Power line down	1
553 - Public service	1
733 - Smoke detector activation due to malfunction	4
735 - Alarm system sounded due to malfunction	1
743 - Smoke detector activation, no fire - unintentional	2
# Incidents for 24 - Kennett Fire Company:	15
# INCIDENTS FOR KENNETT (TOWNSHIP OF):	15

MUNICIPALITY: KENNETT SQUARE	
Station 24 - Kennett Fire Company:	
111 - Building fire	1

Only REVIEWED incidents included.



INCIDENT TYPE	# INCIDENTS
142 - Brush or brush-and-grass mixture fire	1
311 - Medical assist, assist EMS crew	2
322 - Motor vehicle accident with injuries	2
324 - Motor vehicle accident with no injuries.	1
351 - Extrication of victim(s) from building/structure	1
411 - Gasoline or other flammable liquid spill	1
571 - Cover assignment, standby, moveup	3
622 - No incident found on arrival at dispatch address	2
651 - Smoke scare, odor of smoke	2
733 - Smoke detector activation due to malfunction	1
743 - Smoke detector activation, no fire - unintentional	2
# Incidents for 24 - Kennett Fire Company:	19
# INCIDENTS FOR KENNETT SQUARE:	19

MUNICIPALITY: LOWER OXFORD (TOWNSHIP OF)	
Station 24 - Kennett Fire Company:	
111 - Building fire	1
# Incidents for 24 - Kennett Fire Company:	1
# INCIDENTS FOR LOWER OXFORD (TOWNSHIP OF):	1

MUNICIPALITY: MEDIA	
Station 24 - Kennett Fire Company:	
322 - Motor vehicle accident with injuries	1
571 - Cover assignment, standby, moveup	1
743 - Smoke detector activation, no fire - unintentional	1
# Incidents for 24 - Kennett Fire Company:	3
# INCIDENTS FOR MEDIA:	3

MUNICIPALITY: NEW GARDEN (TOWNSHIP OF)	
Station 24 - Kennett Fire Company:	
111 - Building fire	2
# Incidents for 24 - Kennett Fire Company:	2
# INCIDENTS FOR NEW GARDEN (TOWNSHIP OF):	2

Only REVIEWED incidents included.

INCIDENT TYPE	# INCIDENTS
MUNICIPALITY: POCOPSON (TOWNSHIP OF)	
Station 24 - Kennett Fire Company:	
111 - Building fire	1
# Incidents for 24 - Kennett Fire Company:	1
# INCIDENTS FOR POCOPSON (TOWNSHIP OF):	1

MUNICIPALITY: WEST MARLBOROUGH (TOWNSHIP OF)	
Station 24 - Kennett Fire Company:	
322 - Motor vehicle accident with injuries	1
# Incidents for 24 - Kennett Fire Company:	1
# INCIDENTS FOR WEST MARLBOROUGH (TOWNSHIP OF):	1

Only REVIEWED incidents included.



Kennett Fire Company

Kennett Square, PA

This report was generated on 8/9/2021 8:37:16 AM



Incident Type Count per Municipality per Station for Date Range

Start Date: 01/01/2021 | End Date: 12/31/2021

INCIDENT TYPE	# INCIDENTS
MUNICIPALITY: ASHLEY	
Station 24 - Kennett Fire Company:	
571 - Cover assignment, standby, moveup	1
# Incidents for 24 - Kennett Fire Company:	1
# INCIDENTS FOR ASHLEY: 1	

MUNICIPALITY: AVONDALE	
Station 24 - Kennett Fire Company:	
324 - Motor vehicle accident with no injuries.	1
571 - Cover assignment, standby, moveup	1
# Incidents for 24 - Kennett Fire Company:	2
# INCIDENTS FOR AVONDALE: 2	

MUNICIPALITY: CONCORD (TOWNSHIP OF)	
Station 24 - Kennett Fire Company:	
571 - Cover assignment, standby, moveup	1
# Incidents for 24 - Kennett Fire Company:	1
# INCIDENTS FOR CONCORD (TOWNSHIP OF): 1	

MUNICIPALITY: EAST MARLBOROUGH (TOWNSHIP OF)	
Station 24 - Kennett Fire Company:	
131 - Passenger vehicle fire	2
311 - Medical assist, assist EMS crew	1
322 - Motor vehicle accident with injuries	3
412 - Gas leak (natural gas or LPG)	1
445 - Arcing, shorted electrical equipment	1
571 - Cover assignment, standby, moveup	1
611 - Dispatched & cancelled en route	2
651 - Smoke scare, odor of smoke	1
743 - Smoke detector activation, no fire - unintentional	2
# Incidents for 24 - Kennett Fire Company:	14
# INCIDENTS FOR EAST MARLBOROUGH (TOWNSHIP OF): 14	

Only REVIEWED incidents included.



INCIDENT TYPE	# INCIDENTS
MUNICIPALITY: HOCKESSIN	
Station 24 - Kennett Fire Company:	
111 - Building fire	1
# Incidents for 24 - Kennett Fire Company:	1
# INCIDENTS FOR HOCKESSIN:	1

MUNICIPALITY: HONEY BROOK (TOWNSHIP OF)	
Station 24 - Kennett Fire Company:	
651 - Smoke scare, odor of smoke	1
# Incidents for 24 - Kennett Fire Company:	1
# INCIDENTS FOR HONEY BROOK (TOWNSHIP OF):	1

MUNICIPALITY: KENNETT (TOWNSHIP OF)	
Station 24 - Kennett Fire Company:	
100 - Fire, other	1
111 - Building fire	3
113 - Cooking fire, confined to container	2
114 - Chimney or flue fire, confined to chimney or flue	2
118 - Trash or rubbish fire, contained	1
131 - Passenger vehicle fire	1
141 - Forest, woods or wildland fire	1
142 - Brush or brush-and-grass mixture fire	1
311 - Medical assist, assist EMS crew	15
322 - Motor vehicle accident with injuries	8
324 - Motor vehicle accident with no injuries.	11
353 - Removal of victim(s) from stalled elevator	3
411 - Gasoline or other flammable liquid spill	2
412 - Gas leak (natural gas or LPG)	1
421 - Chemical hazard (no spill or leak)	1
444 - Power line down	2
445 - Arcing, shorted electrical equipment	1
463 - Vehicle accident, general cleanup	2
551 - Assist police or other governmental agency	4
553 - Public service	1
571 - Cover assignment, standby, moveup	1
611 - Dispatched & cancelled en route	1
622 - No incident found on arrival at dispatch address	1
651 - Smoke scare, odor of smoke	2
733 - Smoke detector activation due to malfunction	6
734 - Heat detector activation due to malfunction	1
735 - Alarm system sounded due to malfunction	1
736 - CO detector activation due to malfunction	3

Only REVIEWED incidents included.

INCIDENT TYPE	# INCIDENTS
740 - Unintentional transmission of alarm, other	1
743 - Smoke detector activation, no fire - unintentional	15
745 - Alarm system activation, no fire - unintentional	5
746 - Carbon monoxide detector activation, no CO	2
900 - Special type of incident, other	3
# Incidents for 24 - Kennett Fire Company:	105
# INCIDENTS FOR KENNETT (TOWNSHIP OF):	105

MUNICIPALITY: KENNETT SQUARE

Station 24 - Kennett Fire Company:

111 - Building fire	4
113 - Cooking fire, confined to container	1
142 - Brush or brush-and-grass mixture fire	2
154 - Dumpster or other outside trash receptacle fire	2
311 - Medical assist, assist EMS crew	17
322 - Motor vehicle accident with injuries	6
323 - Motor vehicle/pedestrian accident (MV Ped)	1
324 - Motor vehicle accident with no injuries.	14
351 - Extrication of victim(s) from building/structure	1
411 - Gasoline or other flammable liquid spill	1
412 - Gas leak (natural gas or LPG)	4
420 - Toxic condition, other	1
440 - Electrical wiring/equipment problem, other	1
445 - Arcing, shorted electrical equipment	3
463 - Vehicle accident, general cleanup	1
522 - Water or steam leak	1
551 - Assist police or other governmental agency	1
553 - Public service	1
561 - Unauthorized burning	1
571 - Cover assignment, standby, moveup	6
600 - Good intent call, other	1
622 - No incident found on arrival at dispatch address	5
651 - Smoke scare, odor of smoke	6
652 - Steam, vapor, fog or dust thought to be smoke	1
733 - Smoke detector activation due to malfunction	4
735 - Alarm system sounded due to malfunction	1
736 - CO detector activation due to malfunction	1
740 - Unintentional transmission of alarm, other	2
743 - Smoke detector activation, no fire - unintentional	12
744 - Detector activation, no fire - unintentional	1
745 - Alarm system activation, no fire - unintentional	4

Only REVIEWED incidents included.

INCIDENT TYPE	# INCIDENTS
900 - Special type of incident, other	5
# Incidents for 24 - Kennett Fire Company:	112
# INCIDENTS FOR KENNETT SQUARE:	112

MUNICIPALITY: LONDON BRITAIN (TOWNSHIP OF)	
Station 24 - Kennett Fire Company:	
140 - Natural vegetation fire, other	1
311 - Medical assist, assist EMS crew	1
# Incidents for 24 - Kennett Fire Company:	2
# INCIDENTS FOR LONDON BRITAIN (TOWNSHIP OF):	2

MUNICIPALITY: LONDON GROVE (TOWNSHIP OF)	
Station 24 - Kennett Fire Company:	
341 - Search for person on land	1
# Incidents for 24 - Kennett Fire Company:	1
# INCIDENTS FOR LONDON GROVE (TOWNSHIP OF):	1

MUNICIPALITY: LOWER OXFORD (TOWNSHIP OF)	
Station 24 - Kennett Fire Company:	
111 - Building fire	1
# Incidents for 24 - Kennett Fire Company:	1
# INCIDENTS FOR LOWER OXFORD (TOWNSHIP OF):	1

MUNICIPALITY: MEDIA	
Station 24 - Kennett Fire Company:	
322 - Motor vehicle accident with injuries	1
571 - Cover assignment, standby, moveup	1
743 - Smoke detector activation, no fire - unintentional	1
# Incidents for 24 - Kennett Fire Company:	3
# INCIDENTS FOR MEDIA:	3

Only REVIEWED incidents included.

INCIDENT TYPE	# INCIDENTS
MUNICIPALITY: MILL CREEK	
Station 24 - Kennett Fire Company:	
111 - Building fire	1
# Incidents for 24 - Kennett Fire Company:	1
# INCIDENTS FOR MILL CREEK:	1

MUNICIPALITY: NEW GARDEN (TOWNSHIP OF)	
Station 24 - Kennett Fire Company:	
111 - Building fire	9
142 - Brush or brush-and-grass mixture fire	2
151 - Outside rubbish, trash or waste fire	1
311 - Medical assist, assist EMS crew	2
322 - Motor vehicle accident with injuries	4
324 - Motor vehicle accident with no injuries.	2
350 - Extrication, rescue, other	1
463 - Vehicle accident, general cleanup	1
551 - Assist police or other governmental agency	3
571 - Cover assignment, standby, moveup	1
611 - Dispatched & cancelled en route	1
743 - Smoke detector activation, no fire - unintentional	1
745 - Alarm system activation, no fire - unintentional	1
# Incidents for 24 - Kennett Fire Company:	29
# INCIDENTS FOR NEW GARDEN (TOWNSHIP OF):	29

MUNICIPALITY: NEWLIN (TOWNSHIP OF)	
Station 24 - Kennett Fire Company:	
142 - Brush or brush-and-grass mixture fire	1
# Incidents for 24 - Kennett Fire Company:	1
# INCIDENTS FOR NEWLIN (TOWNSHIP OF):	1

MUNICIPALITY: PENNSBURY (TOWNSHIP OF)	
Station 24 - Kennett Fire Company:	
142 - Brush or brush-and-grass mixture fire	1
322 - Motor vehicle accident with injuries	1
561 - Unauthorized burning	1
# Incidents for 24 - Kennett Fire Company:	3
# INCIDENTS FOR PENNSBURY (TOWNSHIP OF):	3

Only REVIEWED incidents included.

INCIDENT TYPE	# INCIDENTS
MUNICIPALITY: POCOPSON (TOWNSHIP OF)	
Station 24 - Kennett Fire Company:	
111 - Building fire	1
141 - Forest, woods or wildland fire	1
412 - Gas leak (natural gas or LPG)	1
# Incidents for 24 - Kennett Fire Company:	3
# INCIDENTS FOR POCOPSON (TOWNSHIP OF):	3

MUNICIPALITY: THORNBURY (TOWNSHIP OF)	
Station 24 - Kennett Fire Company:	
745 - Alarm system activation, no fire - unintentional	1
# Incidents for 24 - Kennett Fire Company:	1
# INCIDENTS FOR THORNBURY (TOWNSHIP OF):	1

MUNICIPALITY: WEST GROVE	
Station 24 - Kennett Fire Company:	
571 - Cover assignment, standby, moveup	1
# Incidents for 24 - Kennett Fire Company:	1
# INCIDENTS FOR WEST GROVE:	1

MUNICIPALITY: WEST MARLBOROUGH (TOWNSHIP OF)	
Station 24 - Kennett Fire Company:	
111 - Building fire	1
322 - Motor vehicle accident with injuries	1
# Incidents for 24 - Kennett Fire Company:	2
# INCIDENTS FOR WEST MARLBOROUGH (TOWNSHIP OF):	2

MUNICIPALITY: YORKLYN	
Station 24 - Kennett Fire Company:	
111 - Building fire	3
# Incidents for 24 - Kennett Fire Company:	3
# INCIDENTS FOR YORKLYN:	3

Only REVIEWED incidents included.

Kennett Fire Company

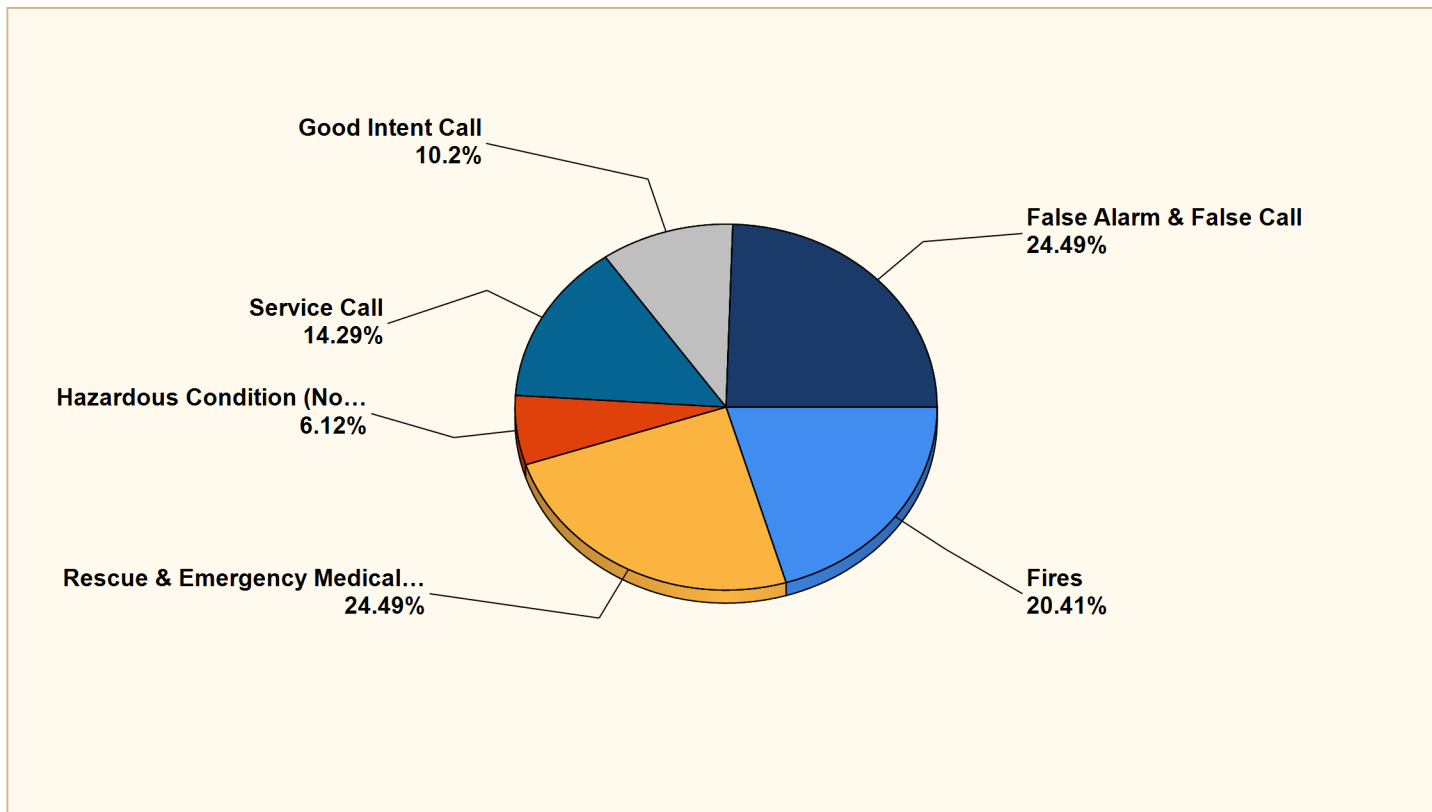
Kennett Square, PA

This report was generated on 8/9/2021 8:40:12 AM



Breakdown by Major Incident Types for Date Range

Zone(s): All Zones | Start Date: 07/01/2021 | End Date: 07/31/2021



MAJOR INCIDENT TYPE	# INCIDENTS	% of TOTAL
Fires	10	20.41%
Rescue & Emergency Medical Service	12	24.49%
Hazardous Condition (No Fire)	3	6.12%
Service Call	7	14.29%
Good Intent Call	5	10.2%
False Alarm & False Call	12	24.49%
TOTAL	49	100%

Only REVIEWED and/or LOCKED IMPORTED incidents are included. Summary results for a major incident type are not displayed if the count is zero.



Detailed Breakdown by Incident Type

INCIDENT TYPE	# INCIDENTS	% of TOTAL
111 - Building fire	7	14.29%
118 - Trash or rubbish fire, contained	1	2.04%
131 - Passenger vehicle fire	1	2.04%
142 - Brush or brush-and-grass mixture fire	1	2.04%
311 - Medical assist, assist EMS crew	3	6.12%
322 - Motor vehicle accident with injuries	5	10.2%
324 - Motor vehicle accident with no injuries.	3	6.12%
351 - Extrication of victim(s) from building/structure	1	2.04%
411 - Gasoline or other flammable liquid spill	1	2.04%
412 - Gas leak (natural gas or LPG)	1	2.04%
444 - Power line down	1	2.04%
553 - Public service	1	2.04%
571 - Cover assignment, standby, moveup	6	12.24%
611 - Dispatched & cancelled en route	1	2.04%
622 - No incident found on arrival at dispatch address	2	4.08%
651 - Smoke scare, odor of smoke	2	4.08%
733 - Smoke detector activation due to malfunction	5	10.2%
735 - Alarm system sounded due to malfunction	1	2.04%
743 - Smoke detector activation, no fire - unintentional	6	12.24%
TOTAL INCIDENTS:	49	100%

Only REVIEWED and/or LOCKED IMPORTED incidents are included. Summary results for a major incident type are not displayed if the count is zero.



Kennett Fire Company

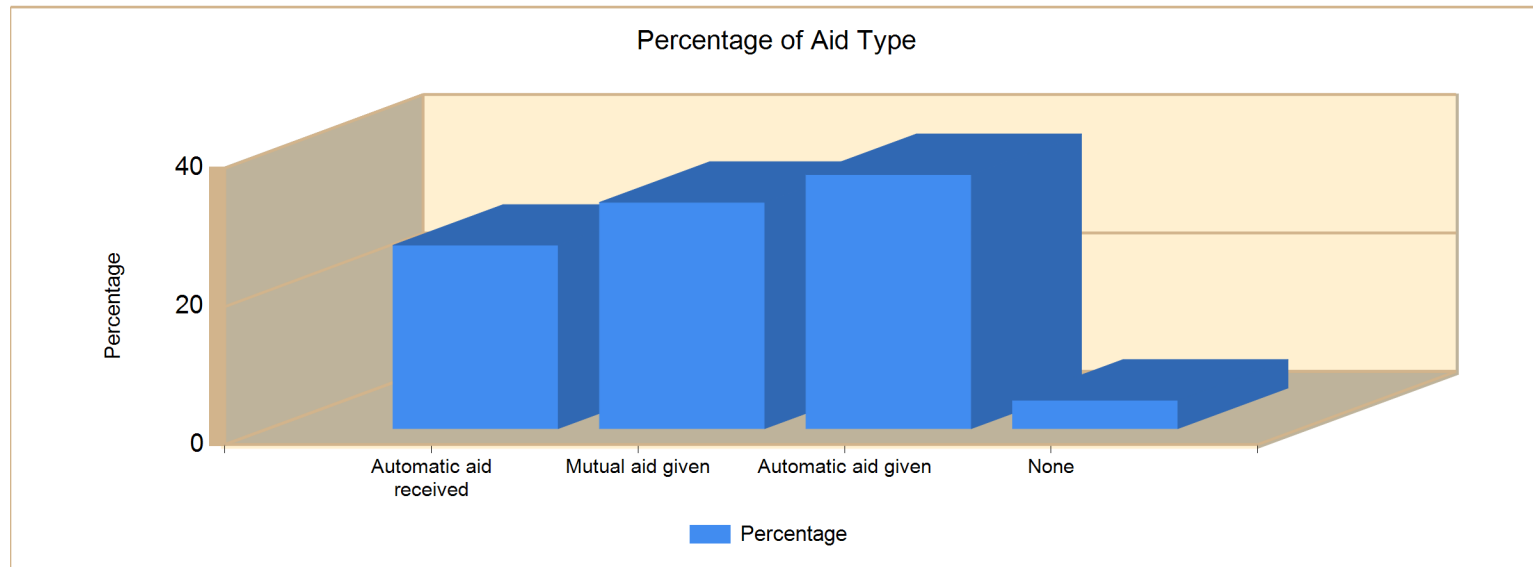
Kennett Square, PA

This report was generated on 8/9/2021 8:39:23 AM



Count of Aid Given and Received for Incidents for Date Range

Start Date: 07/01/2021 | End Date: 07/31/2021



AID TYPE	TOTAL	% of TOTAL
Automatic aid received	13	26.5%
Mutual aid given	16	32.7%
Automatic aid given	18	36.7%
None	2	4.1%

Only REVIEWED incidents included

