

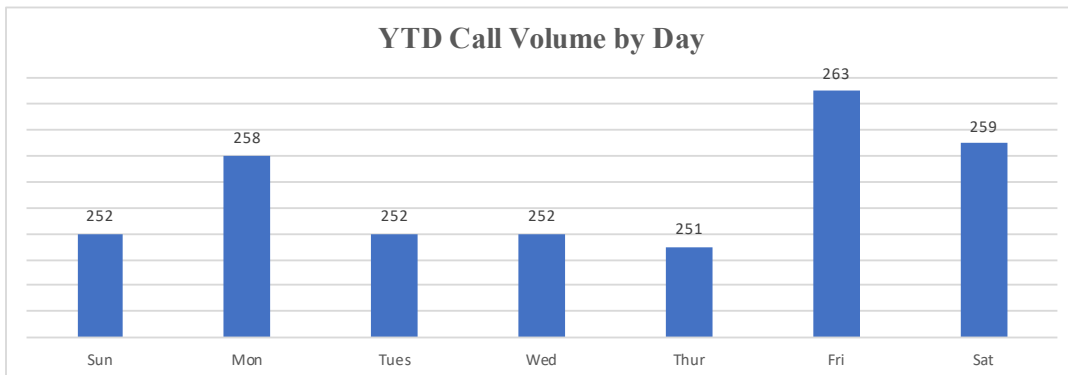
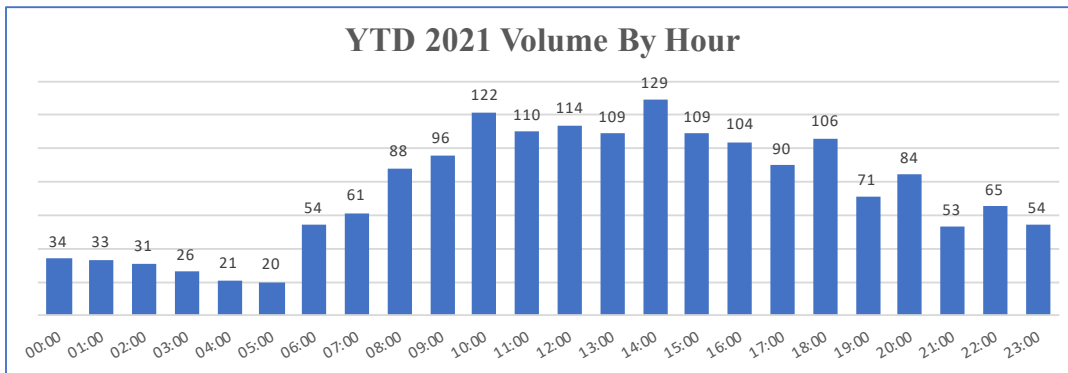


Longwood Fire Company EMS Report 2021



District Total	JAN	FEB	MAR	APR	MAY	JUN	JUL	AUG	SEPT	OCT	NOV	DEC	TOTAL	YTD %
Kennett Sqaure	28	14	29	22	18	15	29	36					191	11%
Kennett Township	39	60	77	70	66	58	67	59					496	29%
Pocopson	36	26	42	32	39	45	43	30					293	17%
East Marlborough	36	31	47	52	53	59	57	66					401	23%
Pennsbury Township	16	18	28	27	14	25	26	30					184	11%
Newlin	3	7	6	3	8	4	3	4					38	2%
Aid Given	6	7	5	7	16	18	13	11					83	5%
Missed Calls	5	9	7	4	9	2	6	10					52	3%
TOTAL	169	172	241	217	223	226	244	246	0	0	0	0	1738	100%

Handled Outcomes	* Based on Charts written for Incidents													
BLS Transport	47	39	57	59	66	77	61	77					483	42%
ALS Transports	60	75	99	92	74	72	102	92					666	58%
Total Transports	107	114	156	151	140	149	163	169	0	0	0	0	1149	66%
Refusals	19	15	44	25	38	26	34	22					223	13%
No Services	17	11	19	27	24	23	25	30					176	10%
Recalled	28	20	17	13	17	20	23	14					152	9%
Other	4	6	7	4	8	9	9	11					58	3%
Non Trans. Total	68	52	87	69	87	78	91	77	0	0	0	0	609	35%
Total Volume	175	166	243	220	227	227	254	246	0	0	0	0	1758	
Scheduled EMS Event	9	0	0	9	5	2	3	6	0	0	0	0	34	
Yearly Call Trends														
	Year		2018		2019		2020		2021(YTD)					
	Total Calls		2278		2403		2225		1738					



Response Time Averages **Reported in Minutes**					
Dispatch to Enroute	Enroute to Onscene	Dispatch to Onscene	Onscene Time	Transport Time	Dispatch to Available
2.01	6.39	8.3	18.2	22.73	68.71
Max 4	Max 15	Max 25		Max 90	Max 150

Calls Handled by Station		
Monthly		%
125 - (Kennett)	115	46%
25 (Longwood)	134	54%
Total	249	100%

BLS Cover Units	
Agency	Total
Hockessin	1
Avondale	7
GFAC	2
Concordville	0

ALS Cover Units	
Agency	Total
SCCEMS 94-1	0
SCCEMS 94-2	1
Good Fellowship	2
Concordville	0
WestWood	1

Missed Calls YTD	
Call Sequence	Total
2nd Call	7
3rd Call	42
4th Call	3
5th Call	0
6th Call	0
Total	52

Common Place Incidents		
Name	Total	%
Brandywine Assisted	6	2%
Friends Home	3	1%
Pocopson Home	11	4%
Crosslands	9	4%
Kendal	9	4%
Longwood Gardens	5	2%
Chester County Prison	5	2%
Total	48	19%

* Started Tracking this through EMS Charts

Missed by Municipality YTD	
Municipal	Total
KSQ	3
KT	14
Pocopson	8
E. Marl.	22
Pennsbury	5
Newlin	0

Call Types YTD		
Criteria		
Date From:	08/01/2021	
Date To:	08/31/2021	
ALL by Medical Category		
Group	Count	Pct
ALS - Abdominal Pain	3	1.2
ALS - Allergic/Med Reaction	4	1.6
ALS - CVA/Stroke	10	4.0
ALS - Cardiac Problems	24	9.6
ALS - Cardiac/Resp Arrest	2	0.8
ALS - Choking	2	0.8
ALS - Diabetic Emergency	4	1.6
ALS - Emotional Disorder	3	1.2
ALS - Exposure to Heat/Cold	2	0.8
ALS - Fall	4	1.6
ALS - Hemorrhaging	1	0.4
ALS - Hypotension	4	1.6
ALS - Injured Person	2	0.8
ALS - Overdose	1	0.4
ALS - Respiratory Difficulty	22	8.8
ALS - Seizures	4	1.6
ALS - Stabbing	4	1.6
ALS - Syncope	8	3.2
ALS - Unconscious Person	2	0.8
ALS - Unresponsive Person	3	1.2
Accident - ALS	2	0.8
Accident - BLS	16	6.4
Accident - Entrapment	2	0.8
Alarm - BLS Medical	5	2.0
Alarm - Carbon Monoxide	2	0.8
BLS - Abdominal Pain	6	2.4
BLS - Back Pain	2	0.8
BLS - Burns - Misc	1	0.4
BLS - DOA	1	0.4
BLS - Emotional Disorder	6	2.4
BLS - Fall / Lift Assist	21	8.4
BLS - Hemorrhaging	2	0.8
BLS - Injured Person	15	6.0
BLS - Maternity/Labor Pain	1	0.4
BLS - Overdose	2	0.8
BLS - Seizures	2	0.8
BLS - Sick Person	28	11.2
BLS - Syncope	1	0.4
BLS - Unknown Nature	1	0.4
EMS - Stand By - Event	10	4.0
EMS - Stand By - Fire	11	4.4
Fire - Hazmat	1	0.4
Fire - Other Type Rescue	2	0.8
Total:	249	

Special Activities Report
Car Seat Inspections: 1
We are accepting appts for checks
Training Provided:
CPR/ First Aid 08/10, 8/19, 8/25, 8/26, 8/30
Staff Training:
Special Events Details:
UHS Football 8/2, 8/27
KHS Football 8/27
EMS Standby to assist 36 - Training 8/30
Community Outreach:
Longwood Gardens Event Hrs: = 89

Longwood Fire Company

Kennett Square, PA

This report was generated on 9/14/2021 12:19:45 PM



Incident Count by Weekday and Hour for Zone for Shift for Date Range

Personnel: All Personnel | Shift(s): All Shifts | Zone: All Zones | Start Date: 08/01/2021 | End Date: 08/31/2021

Hour	Sun	Mon	Tue	Wed	Thu	Fri	Sat
00:00	0	0	0	0	1	0	0
01:00	0	0	0	0	0	1	0
02:00	0	0	0	0	0	0	0
03:00	0	2	0	0	0	0	0
04:00	1	0	0	0	0	0	0
05:00	1	0	0	0	0	0	0
06:00	0	1	0	0	1	0	0
07:00	0	1	0	0	0	2	1
08:00	0	0	0	1	1	0	0
09:00	1	1	1	0	1	2	0
10:00	1	3	1	1	0	2	1
11:00	0	0	2	0	0	2	0
12:00	0	0	0	1	1	0	1
13:00	0	0	0	2	3	2	1
14:00	2	2	0	2	1	1	1
15:00	1	2	1	0	1	0	1
16:00	2	0	0	1	0	0	0
17:00	0	0	1	0	0	0	0
18:00	0	0	1	0	0	1	0
19:00	1	1	0	0	0	1	0
20:00	0	0	0	1	2	2	0
21:00	2	2	1	1	0	1	0
22:00	1	1	1	0	0	1	0
23:00	0	0	0	2	0	0	0
Total Responses for Day	13	16	9	12	12	18	6
% of Responses for Day	15.38%	18.75%	22.22%	16.67%	25.00%	11.11%	16.67%
% of Responses for Week	15.12%	18.60%	10.47%	13.95%	13.95%	20.93%	6.98%

Hour	Total per Hour	Percent
00:00	1	1.16%
01:00	1	1.16%
02:00	0	0.00%
03:00	2	2.33%
04:00	1	1.16%
05:00	1	1.16%
06:00	2	2.33%
07:00	4	4.65%
08:00	2	2.33%
09:00	6	6.98%
10:00	9	10.47%
11:00	4	4.65%
12:00	3	3.49%
13:00	8	9.30%
14:00	9	10.47%
15:00	6	6.98%
16:00	3	3.49%
17:00	1	1.16%
18:00	2	2.33%
19:00	3	3.49%
20:00	5	5.81%
21:00	7	8.14%
22:00	4	4.65%
23:00	2	2.33%
Total	86	100.00%

Incident Count by Weekday and Hour for Zone, for Shift and Date Range. Zone information is defined on the Basic Info 3 screen of an incident. Only REVIEWED incidents included. Maximum call volumes for each day are shown with a RED background, and maximum call volumes for each hour are shown with a BLUE background. "% of Responses for Day" indicates the maximum hourly call volume as percentage of total calls for the day of the week. "% of Responses for Week" indicates the total number of calls for the day of the week as a percentage of total calls.

Longwood Fire Company

Kennett Square, PA

This report was generated on 9/14/2021 12:20:36 PM



Incident Type Count per Municipality per Station for Date Range

Start Date: 08/01/2021 | End Date: 08/31/2021

INCIDENT TYPE	# INCIDENTS
MUNICIPALITY: BIRMINGHAM (TOWNSHIP OF)	
Station 25 - Station 25:	
412 - Gas leak (natural gas or LPG)	1
# Incidents for 25 - Station 25:	1
# INCIDENTS FOR BIRMINGHAM (TOWNSHIP OF):	1

MUNICIPALITY: EAST BRADFORD (TOWNSHIP OF)	
Station 25 - Station 25:	
611 - Dispatched & cancelled en route	1
# Incidents for 25 - Station 25:	1
# INCIDENTS FOR EAST BRADFORD (TOWNSHIP OF):	1

MUNICIPALITY: EAST MARLBOROUGH (TOWNSHIP OF)	
Station 25 - Station 25:	
131 - Passenger vehicle fire	1
142 - Brush or brush-and-grass mixture fire	1
311 - Medical assist, assist EMS crew	3
322 - Motor vehicle accident with injuries	2
412 - Gas leak (natural gas or LPG)	1
445 - Arcing, shorted electrical equipment	1
611 - Dispatched & cancelled en route	1
651 - Smoke scare, odor of smoke	1
733 - Smoke detector activation due to malfunction	1
735 - Alarm system sounded due to malfunction	2
745 - Alarm system activation, no fire - unintentional	5
# Incidents for 25 - Station 25:	19
# INCIDENTS FOR EAST MARLBOROUGH (TOWNSHIP OF):	19

MUNICIPALITY: ELKTON	
Station 25 - Station 25:	
611 - Dispatched & cancelled en route	1
# Incidents for 25 - Station 25:	1
# INCIDENTS FOR ELKTON:	1

Only REVIEWED incidents included.



INCIDENT TYPE	# INCIDENTS
MUNICIPALITY: GREENVILLE	
Station 25 - Station 25:	
111 - Building fire	1
611 - Dispatched & cancelled en route	1
# Incidents for 25 - Station 25:	2
# INCIDENTS FOR GREENVILLE:	2

MUNICIPALITY: KENNETT (TOWNSHIP OF)	
Station 25 - Station 25:	
141 - Forest, woods or wildland fire	1
311 - Medical assist, assist EMS crew	2
322 - Motor vehicle accident with injuries	5
324 - Motor vehicle accident with no injuries.	1
352 - Extrication of victim(s) from vehicle	1
444 - Power line down	3
622 - No incident found on arrival at dispatch address	1
651 - Smoke scare, odor of smoke	1
733 - Smoke detector activation due to malfunction	2
735 - Alarm system sounded due to malfunction	3
745 - Alarm system activation, no fire - unintentional	6
746 - Carbon monoxide detector activation, no CO	1
# Incidents for 25 - Station 25:	27
# INCIDENTS FOR KENNETT (TOWNSHIP OF):	27

MUNICIPALITY: KENNETT SQUARE	
Station 25 - Station 25:	
111 - Building fire	1
311 - Medical assist, assist EMS crew	2
411 - Gasoline or other flammable liquid spill	1
424 - Carbon monoxide incident	1
611 - Dispatched & cancelled en route	1
651 - Smoke scare, odor of smoke	1
733 - Smoke detector activation due to malfunction	1
745 - Alarm system activation, no fire - unintentional	2
# Incidents for 25 - Station 25:	10
# INCIDENTS FOR KENNETT SQUARE:	10

MUNICIPALITY: NEW GARDEN (TOWNSHIP OF)	
Station 25 - Station 25:	
111 - Building fire	1
171 - Cultivated grain or crop fire	1

Only REVIEWED incidents included.

INCIDENT TYPE	# INCIDENTS
357 - Extrication of victim(s) from machinery	1
# Incidents for 25 - Station 25:	3
# INCIDENTS FOR NEW GARDEN (TOWNSHIP OF):	3

MUNICIPALITY: NEWLIN (TOWNSHIP OF)	
Station 25 - Station 25:	
311 - Medical assist, assist EMS crew	1
# Incidents for 25 - Station 25:	1
# INCIDENTS FOR NEWLIN (TOWNSHIP OF):	1

MUNICIPALITY: PENNSBURY (TOWNSHIP OF)	
Station 25 - Station 25:	
137 - Camper or recreational vehicle (RV) fire	1
311 - Medical assist, assist EMS crew	1
321 - EMS call, excluding vehicle accident with injury	1
322 - Motor vehicle accident with injuries	1
324 - Motor vehicle accident with no injuries.	1
622 - No incident found on arrival at dispatch address	1
733 - Smoke detector activation due to malfunction	1
735 - Alarm system sounded due to malfunction	2
745 - Alarm system activation, no fire - unintentional	1
746 - Carbon monoxide detector activation, no CO	2
# Incidents for 25 - Station 25:	12
# INCIDENTS FOR PENNSBURY (TOWNSHIP OF):	12

MUNICIPALITY: POCOPSON (TOWNSHIP OF)	
Station 25 - Station 25:	
111 - Building fire	1
311 - Medical assist, assist EMS crew	2
322 - Motor vehicle accident with injuries	1
445 - Arcing, shorted electrical equipment	1
745 - Alarm system activation, no fire - unintentional	2
# Incidents for 25 - Station 25:	7
# INCIDENTS FOR POCOPSON (TOWNSHIP OF):	7

Only REVIEWED incidents included.

INCIDENT TYPE	# INCIDENTS
MUNICIPALITY: THORNBURY (TOWNSHIP OF)	
Station 25 - Station 25:	
111 - Building fire	1
# Incidents for 25 - Station 25:	1
# INCIDENTS FOR THORNBURY (TOWNSHIP OF):	1

MUNICIPALITY: WEST MARLBOROUGH (TOWNSHIP OF)	
Station 25 - Station 25:	
611 - Dispatched & cancelled en route	1
# Incidents for 25 - Station 25:	1
# INCIDENTS FOR WEST MARLBOROUGH (TOWNSHIP OF):	1

Only REVIEWED incidents included.



Longwood Fire Company

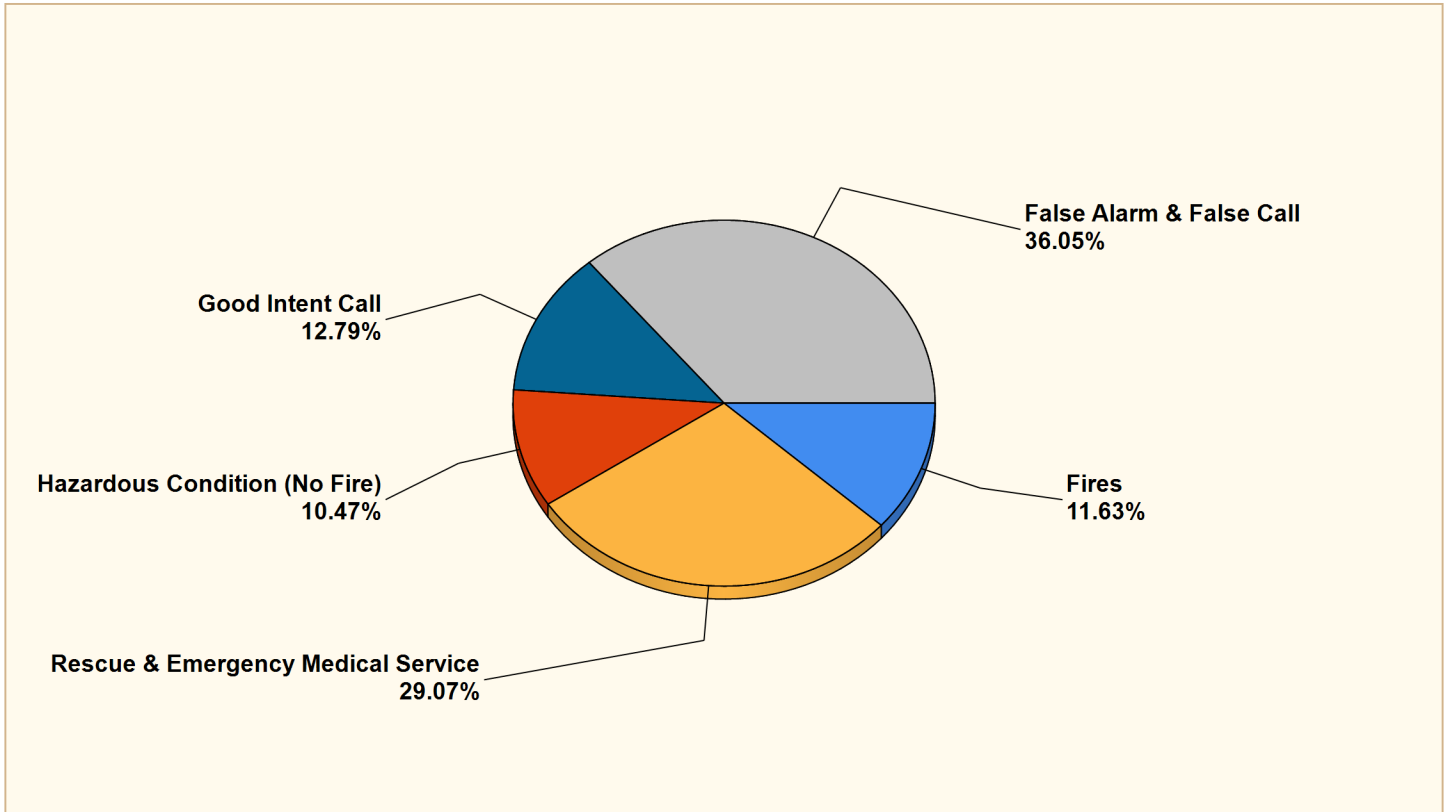
Kennett Square, PA

This report was generated on 9/14/2021 12:21:24 PM



Breakdown by Major Incident Types for Date Range

Zone(s): All Zones | Start Date: 08/01/2021 | End Date: 08/31/2021



MAJOR INCIDENT TYPE	# INCIDENTS	% of TOTAL
Fires	10	11.63%
Rescue & Emergency Medical Service	25	29.07%
Hazardous Condition (No Fire)	9	10.47%
Good Intent Call	11	12.79%
False Alarm & False Call	31	36.05%
TOTAL	86	100%

Only REVIEWED and/or LOCKED IMPORTED incidents are included. Summary results for a major incident type are not displayed if the count is zero.



Detailed Breakdown by Incident Type

INCIDENT TYPE	# INCIDENTS	% of TOTAL
111 - Building fire	5	5.81%
131 - Passenger vehicle fire	1	1.16%
137 - Camper or recreational vehicle (RV) fire	1	1.16%
141 - Forest, woods or wildland fire	1	1.16%
142 - Brush or brush-and-grass mixture fire	1	1.16%
171 - Cultivated grain or crop fire	1	1.16%
311 - Medical assist, assist EMS crew	11	12.79%
321 - EMS call, excluding vehicle accident with injury	1	1.16%
322 - Motor vehicle accident with injuries	9	10.47%
324 - Motor vehicle accident with no injuries.	2	2.33%
352 - Extrication of victim(s) from vehicle	1	1.16%
357 - Extrication of victim(s) from machinery	1	1.16%
411 - Gasoline or other flammable liquid spill	1	1.16%
412 - Gas leak (natural gas or LPG)	2	2.33%
424 - Carbon monoxide incident	1	1.16%
444 - Power line down	3	3.49%
445 - Arcing, shorted electrical equipment	2	2.33%
611 - Dispatched & cancelled en route	6	6.98%
622 - No incident found on arrival at dispatch address	2	2.33%
651 - Smoke scare, odor of smoke	3	3.49%
733 - Smoke detector activation due to malfunction	5	5.81%
735 - Alarm system sounded due to malfunction	7	8.14%
745 - Alarm system activation, no fire - unintentional	16	18.6%
746 - Carbon monoxide detector activation, no CO	3	3.49%
TOTAL INCIDENTS:	86	100%

Only REVIEWED and/or LOCKED IMPORTED incidents are included. Summary results for a major incident type are not displayed if the count is zero.



Longwood Fire Company

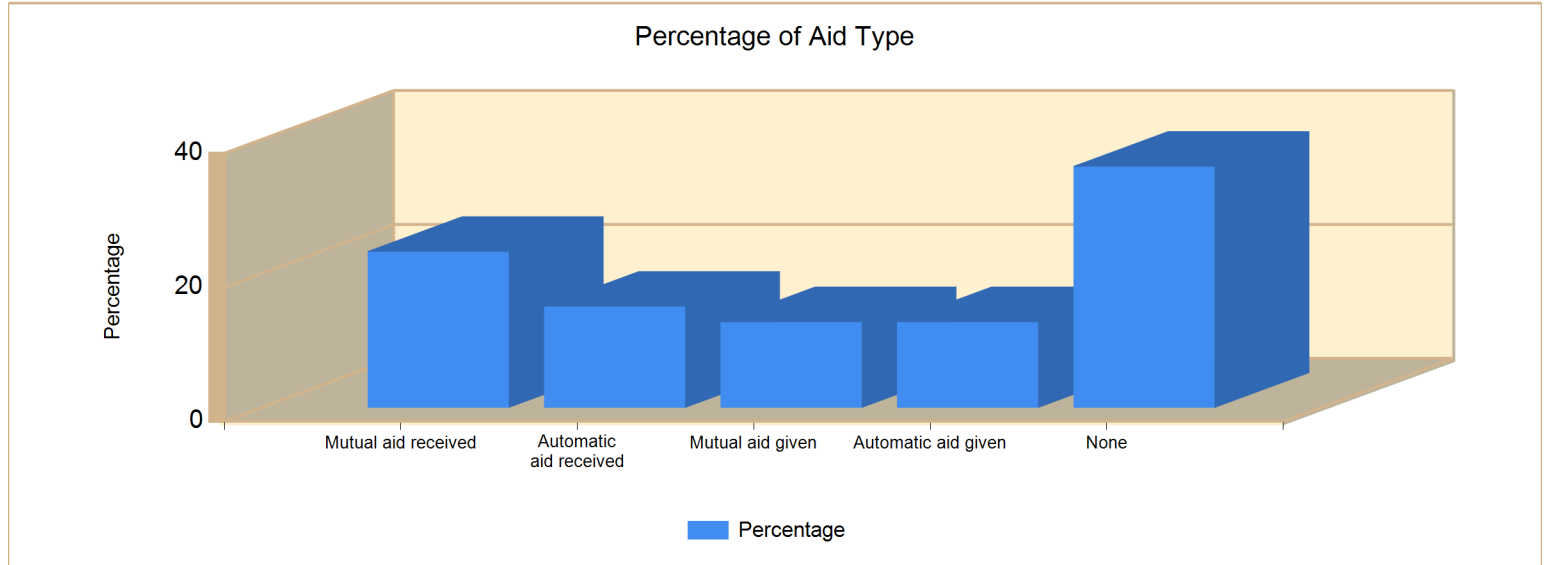
Kennett Square, PA

This report was generated on 9/14/2021 12:22:29 PM



Count of Aid Given and Received for Incidents for Date Range

Start Date: 08/01/2021 | End Date: 08/31/2021



AID TYPE	TOTAL	% of TOTAL
Mutual aid received	20	23.3%
Automatic aid received	13	15.1%
Mutual aid given	11	12.8%
Automatic aid given	11	12.8%
None	31	36.0%

Only REVIEWED incidents included

