



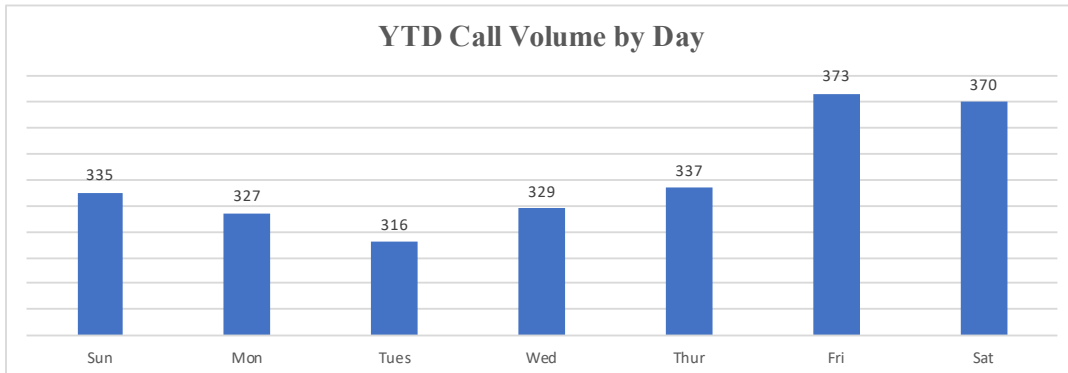
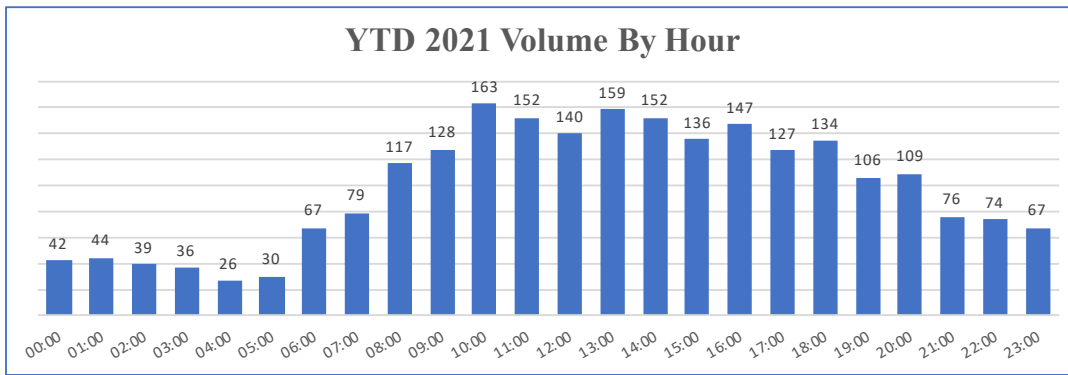
Longwood Fire Company EMS Report 2021



District Total	JAN	FEB	MAR	APR	MAY	JUN	JUL	AUG	SEPT	OCT	NOV	DEC	TOTAL	YTD %
Kennett Sqaure	28	14	29	22	18	15	29	36	41	35			267	12%
Kennett Township	39	60	77	70	66	58	67	59	53	76			625	27%
Pocopson	36	26	42	32	39	45	43	30	46	35			374	16%
East Marlborough	36	31	47	52	53	59	57	66	71	66			538	23%
Pennsbury Township	16	18	28	27	14	25	26	30	33	43			260	11%
Newlin	3	7	6	3	8	4	3	4	6	4			48	2%
Aid Given	6	7	5	7	16	18	13	11	19	19			121	5%
Missed Calls	5	9	7	4	9	2	6	10	7	6			65	3%
TOTAL	169	172	241	217	223	226	244	246	276	284	0	0	2298	100%

Handled Outcomes	* Based on Charts written for Incidents													
BLS Transport	47	39	57	59	66	77	61	77	93	106			682	45%
ALS Transports	60	75	99	92	74	72	102	92	86	92			844	55%
Total Transports	107	114	156	151	140	149	163	169	179	198	0	0	1526	66%
Refusals	19	15	44	25	38	26	34	22	47	47			317	14%
No Services	17	11	19	27	24	23	25	30	26	25			227	10%
Recalled	28	20	17	13	17	20	23	14	18	20			190	8%
Other	4	6	7	4	8	9	9	11	10	5			73	3%
Non Trans. Total	68	52	87	69	87	78	91	77	101	97	0	0	807	35%
Total Volume	175	166	243	220	227	227	254	246	280	295	0	0	2333	
Scheduled EMS Event	9	0	0	9	5	2	3	6	14	11	0	0	59	

Yearly Call Trends					
Year	2018	2019	2020	2021(YTD)	
Total Calls	2278	2403	2225	2298	



Response Time Averages **Reported in Minutes**					
Dispatch to Enroute	Enroute to Onscene	Dispatch to Onscene	Onscene Time	Transport Time	Dispatch to Available
1.93	6.54	8.34	16.16	22.88	70.12
Max 4	Max 15	Max 25		Max 90	Max 180

Calls Handled by Station		
Monthly		%
125 - (Kennett)	121	40%
25 (Longwood)	185	60%
Total	306	100%

Cover Units	Monthly
SCCEMS 94-1	0
SCCEMS 94-2	0
Good Fellowship	2
Concordville	2
West Grove	1
Avondale	1

Missed Calls YTD	
Call Sequence	Total
2nd Call	7
3rd Call	52
4th Call	6
5th Call	0
6th Call	0
Total	65

Common Place Incidents		
Name	Total	%
Brandywine Assisted	5	2%
Friends Home	5	2%
Pocopson Home	13	4%
Crosslands	17	6%
Kendal	12	4%
Longwood Gardens	5	2%
Chester County Prison	8	3%
Total	65	21%

* Started Tracking this through EMS Charts

Missed by Municipality YTD	
Municipal	Total
KSQ	3
KT	16
Pocopson	12
E. Marl.	26
Pennsbury	28
Newlin	0

Call Types YTD		
Criteria		
Date From:	10/01/2021	
Date To:	10/31/2021	
ALL by Medical Category		
Group	Count	Pct
ALS - Abdominal Pain	1	0.3
ALS - CVA/Stroke	10	3.3
ALS - Cardiac Problems	27	8.8
ALS - Cardiac/Resp Arrest	2	0.7
ALS - Diabetic Emergency	4	1.3
ALS - Fall	7	2.3
ALS - Hemorrhaging	3	1.0
ALS - Hypotension	1	0.3
ALS - Injured Person	3	1.0
ALS - Overdose	2	0.7
ALS - Respiratory Difficulty	25	8.2
ALS - Seizures	5	1.6
ALS - Stabbing	1	0.3
ALS - Syncope	11	3.6
ALS - Unconscious Person	4	1.3
ALS - Unresponsive Person	3	1.0
Accident - ALS	5	1.6
Accident - BLS	19	6.2
Accident - Entrapment	3	1.0
Accident - Involving Fire	1	0.3
Alarm - BLS Medical	6	2.0
Alarm - Carbon Monoxide	2	0.7
BLS - Abdominal Pain	18	5.9
BLS - Back Pain	3	1.0
BLS - Emotional Disorder	8	2.6
BLS - Fall / Lift Assist	30	9.8
BLS - Hemorrhaging	3	1.0
BLS - Injured Person	16	5.2
BLS - Overdose	3	1.0
BLS - Seizures	1	0.3
BLS - Sick Person	47	15.4
BLS - Syncope	2	0.7
BLS - Unknown Nature	1	0.3
EMS - Stand By - Event	22	7.2
EMS - Stand By - Fire	6	2.0
Fire - Hazmat	1	0.3
Total:	306	

Special Activities Report
Car Seat Inspections: 0
We are accepting appts for checks
Training Provided:
CPR/ First Aid
*Longwood Gardens
*Phillips Mushrooms
*Unionville High School
Staff Training:
Special Events Details:
UHS Football
KHS Football
Community Outreach:
Longwood Gardens Event Hrs: = 117



Longwood Fire Company Fire/Rescue Report 2021



District Total	JAN	FEB	MAR	APR	MAY	JUN	JUL	AUG	SEPT	OCT	NOV	DEC	TOTAL	YTD %
Kennett Square	2	0	5	6	12	10	13	10	13	14			85	11%
Kennett Township	8	9	19	16	25	23	27	27	21	24			199	27%
Pocopson	5	5	9	7	7	14	10	7	11	14			89	12%
East Marlborough	16	8	17	12	8	13	16	19	18	10			137	18%
Pennsbury Township	9	10	12	13	10	11	12	12	16	10			115	15%
Newlin	0	2	2	0	2	0	4	1	4	0			15	2%
Aid Given	11	7	11	8	8	11	8	10	21	10			105	14%
														0%
TOTAL	51	41	75	62	72	82	90	86	104	82	0	0	745	100%

Incident Types	JAN	FEB	MAR	APR	MAY	JUN	JUL	AUG	SEPT	OCT	NOV	DEC	TOTAL	YTD %
Fires	8	2	24	6	9	2	11	10	7	6			85	11%
Rescue and EMS	16	20	16	26	25	26	28	25	35	27			244	33%
Hazardous Condition	4	8	1	3	2	5	7	9	8	13			60	8%
Service Call	4	1	2	1	3	6	5	0	4	2			28	4%
Good Intent Call	9	3	8	12	16	17	13	11	27	11			127	17%
False Alarm/Call	10	7	23	14	16	26	25	31	22	23			197	26%
Special Incident Type	0	0	1	0	1	0	1	0	1	0			4	1%
TOTAL	51	41	75	62	72	82	90	86	104	82			745	100%

* Residential House Fire at 3 Lampost Lane (Pennsbury Twp): Staffed dayshift units from Longwood and Kennett onscene 7 minutes from dispatch. Fire held to room of origin. Caused by careless smoking.

*Hired Gabby Ratliff as Executive Assistant to aid with increased internal controls and administration of Fire Company.

* Assisted Concordville Fire with a residential fire in Birmingham Township. First unit to arrive (8 mins from dispatch to onscene). Fire held to the room of origin.

Longwood Fire Company

Kennett Square, PA

This report was generated on 11/8/2021 11:54:05 AM



Incident Count by Weekday and Hour for Zone for Shift for Date Range

Personnel: All Personnel | Shift(s): All Shifts | Zone: All Zones | Start Date: 10/01/2021 | End Date: 10/31/2021

Hour	Sun	Mon	Tue	Wed	Thu	Fri	Sat
00:00	1	0	0	0	0	1	1
01:00	0	0	0	0	0	0	0
02:00	0	0	0	0	0	0	0
03:00	0	1	0	0	0	0	0
04:00	0	0	0	1	0	1	0
05:00	0	0	0	0	0	2	1
06:00	0	2	0	0	0	0	0
07:00	0	0	1	1	0	0	0
08:00	0	0	1	1	0	1	3
09:00	1	0	1	0	1	2	0
10:00	1	0	1	0	0	2	1
11:00	2	0	0	1	1	0	0
12:00	1	1	0	1	1	1	0
13:00	2	1	1	1	0	0	0
14:00	0	0	0	0	1	0	0
15:00	0	1	0	0	0	1	1
16:00	0	0	2	0	1	3	2
17:00	1	0	2	1	0	0	1
18:00	0	2	0	1	1	0	2
19:00	0	1	0	0	0	0	1
20:00	0	0	0	1	1	1	0
21:00	0	2	0	1	0	1	2
22:00	1	0	1	0	2	1	0
23:00	0	0	0	0	0	0	0
Total Responses for Day	10	11	10	10	9	17	15
% of Responses for Day	20.00%	18.18%	20.00%	10.00%	22.22%	17.65%	20.00%
% of Responses for Week	12.20%	13.41%	12.20%	12.20%	10.98%	20.73%	18.29%

Hour	Total per Hour	Percent
00:00	3	3.66%
01:00	0	0.00%
02:00	0	0.00%
03:00	1	1.22%
04:00	2	2.44%
05:00	3	3.66%
06:00	2	2.44%
07:00	2	2.44%
08:00	6	7.32%
09:00	5	6.10%
10:00	5	6.10%
11:00	4	4.88%
12:00	5	6.10%
13:00	5	6.10%
14:00	1	1.22%
15:00	3	3.66%
16:00	8	9.76%
17:00	5	6.10%
18:00	6	7.32%
19:00	2	2.44%
20:00	3	3.66%
21:00	6	7.32%
22:00	5	6.10%
23:00	0	0.00%
Total	82	100.00%

Incident Count by Weekday and Hour for Zone, for Shift and Date Range. Zone information is defined on the Basic Info 3 screen of an incident. Only REVIEWED incidents included. Maximum call volumes for each day are shown with a RED background, and maximum call volumes for each hour are shown with a BLUE background. "% of Responses for Day" indicates the maximum hourly call volume as percentage of total calls for the day of the week. "% of Responses for Week" indicates the total number of calls for the day of the week as a percentage of total calls.

Longwood Fire Company

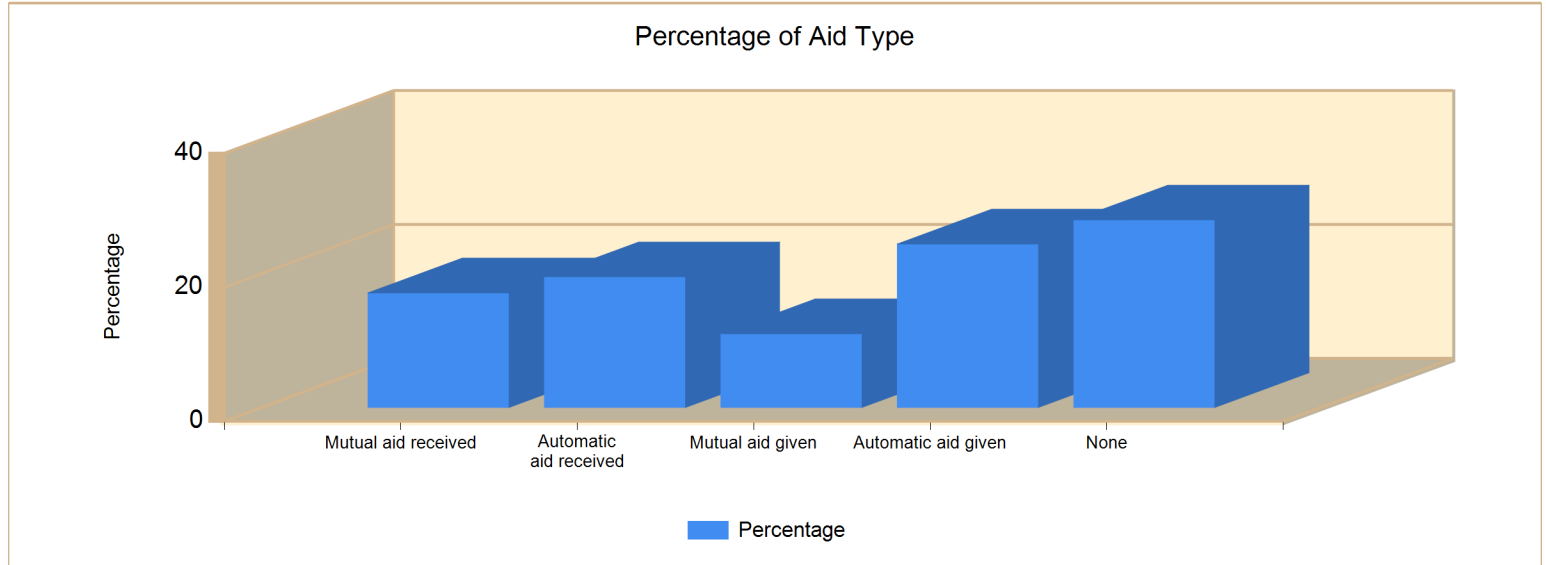
Kennett Square, PA

This report was generated on 11/8/2021 11:52:39 AM



Count of Aid Given and Received for Incidents for Date Range

Start Date: 10/01/2021 | End Date: 10/31/2021



AID TYPE	TOTAL	% of TOTAL
Mutual aid received	14	17.1%
Automatic aid received	16	19.5%
Mutual aid given	9	11.0%
Automatic aid given	20	24.4%
None	23	28.0%

Only REVIEWED incidents included

