



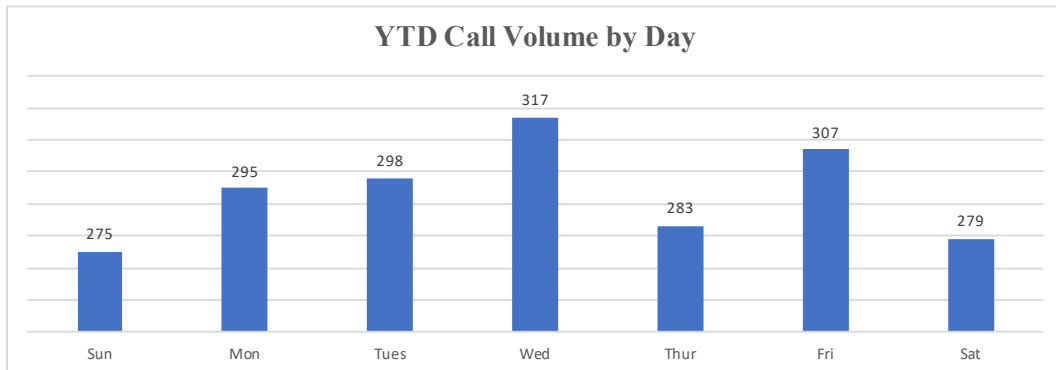
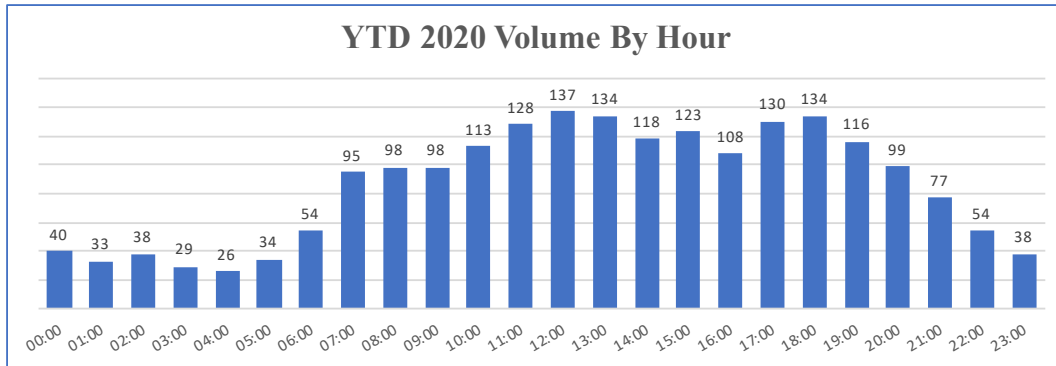
Longwood Fire Company EMS Report 2020



District Total	JAN	FEB	MAR	APR	MAY	JUN	JUL	AUG	SEPT	OCT	NOV	DEC	TOTAL	YTD %
Kennett Sqare	29	12	27	11	23	25	31	23	12	22	22		237	12%
Kennett Township	50	42	38	34	23	33	44	56	40	53	81		494	25%
Pocopson	39	32	36	28	22	26	41	34	26	33	34		351	18%
East Marlborough	53	42	39	30	45	25	45	43	48	44	34		448	22%
Pennsbury Township	24	29	24	21	15	27	21	29	17	30	23		260	13%
Newlin	0	2	4	0	3	7	1	6	3	6	4		36	2%
Aid Given	16	12	7	8	10	11	16	17	5	10	11		123	6%
Missed Calls	8	3	5	6	4	1	4	4	3	9	7		54	3%
TOTAL	219	174	180	138	145	155	203	212	154	207	216	0	2003	100%

Handled Outcomes	* Based on Charts written for Incidents													TOTAL	YTD %
BLS Transport	57	39	44	31	23	35	37	43	43	45	48		445	36%	
ALS Transports	94	76	77	48	61	63	81	76	53	86	93		808	64%	
Total Transports	151	115	121	79	84	98	118	119	96	131	141	0	1253	63%	
Refusals	22	19	19	18	29	20	29	32	14	27	25		254	13%	
No Services	20	11	13	13	17	11	20	32	13	14	18		182	9%	
Recalled	22	25	19	17	20	24	29	27	27	28	29		267	13%	
Other	11	8	3	8	7	7	10	7	7	9	2		79	4%	
Non Trans. Total	75	63	54	56	73	62	88	98	61	78	74	0	782	39%	
Total Volume	226	178	175	135	157	160	206	217	157	209	215	0	2035		
Scheduled EMS Event	11	2	1	0	0	0	0	0	0	1	4		19		

Yearly Call Trends						
	Year	2017	2018	2019	2020(YTD)	
	Total Calls	2231	2278	2403	2003	



Response Time Averages (November) **Reported in Minutes**					
Dispatch to Enroute	Enroute to Onscene	Dispatch to Onscene	Onscene Time	Transport Time	Dispatch to Available
2.01	6.12	8.1	18.01	21.6	63.8
Max 4	Max 15	Max 25		Max 90	Max 150

ALS vs BLS Dispatch *		
	Total	%
BLS	105	50%
ALS	104	50%
Total	209	100%
*25 Doesn't Track		

BLS Cover Units	
Agency	Total
Kennett	3
Avondale	0
GFAC	0
West Grove	0

ALS Cover Units	
Agency	Total
SCCEMS 94-1	0
SCCEMS 94-2	3
Good Fellowship	1
Concordville	0
New Castle	0

Common Place Incidents		
Name	Total	%
Brandywine Assisted	0	0%
Friends Home	2	1%
Pocopson Home	8	4%
Crosslands	13	6%
Kendal	14	7%
Longwood Gardens	2	1%
Chester County Prison	13	6%
Total	52	25%

Call Types YTD		
Group	Count	Pct
ALS - Abdominal Pain	46	2.2
ALS - Allergic/Med Reaction	19	0.9
ALS - Assault w/Injury	1	0.0
ALS - Back Pain	6	0.3
ALS - CVA/Stroke	78	3.8
ALS - Cardiac Problems	224	10.9
ALS - Cardiac/Resp Arrest	42	2.0
ALS - Choking	6	0.3
ALS - Diabetic Emergency	23	1.1
ALS - Emotional Disorder	15	0.7
ALS - Equestrian Injury	1	0.0
ALS - Exposure to Heat/Cold	4	0.2
ALS - Fall	71	3.5
ALS - Hemorrhaging	25	1.2
ALS - Hypertension	29	1.4
ALS - Injured Person	19	0.9
ALS - Maternity/Labor Pains	2	0.1
ALS - Overdose	39	1.9
ALS - Respiratory Difficulty	188	9.2
ALS - Seizures	39	1.9
ALS - Shooting	6	0.3
ALS - Syncope	50	2.4
ALS - Unconscious Person	21	1.0
ALS - Unresponsive Person	47	2.3
Accident - ALS	31	1.5
Accident - BLS	97	4.7
Accident - Entrapment	8	0.4
Accident - Involving Fire	4	0.2
Accident - Pedestrian	6	0.3
Alarm - BLS Medical	25	1.2
Alarm - Carbon Monoxide	21	1.0
BLS - Abdominal Pain	2	0.1
BLS - Abdominal Pain	53	2.6
BLS - Allergic/Med Reaction	4	0.2
BLS - Assault w/Injury	4	0.2
BLS - Back Pain	23	1.1
BLS - DDA	15	0.7
BLS - Emotional Disorder	46	2.2
BLS - Equestrian Injury	1	0.0
BLS - Exposure to Heat/Cold	1	0.0
BLS - Fall / Lift Assist	198	9.6
BLS - Hemorrhaging	27	1.3
BLS - Injured Person	83	4.0
BLS - Maternity/Labor Pain	4	0.2
BLS - Overdose	11	0.5
BLS - Seizures	4	0.2
BLS - Sick Person	211	10.3
BLS - Syncope	14	0.7
BLS - Unknown Nature	27	1.3
EMS - Non-Emergency Trans	1	0.0
EMS - Stand By - Event	27	1.3
EMS - Stand By - Fire	53	2.6
EMS Assist	1	0.0
EMS Rescues	5	0.2
Fire - Hazmat	8	0.4
Fire - Industrial Accident	1	0.0
Fire - Other Type Rescue	5	0.2
Fire - Water Rescue	15	0.7
Lift Assist - No Injury	2	0.1
Sick Person	10	0.5
Stand By - EMS	5	0.2
Total:	2054	

Special Activities Report
Car Seat Inspections: 3
We are accepting appts for checks
Training Provided:
Staff Training:
EMS Lt Kate Bucher completed Firefighter 1
11/17 - CC ERT Team Training - Runge
Special Events Details:
1/1 PA Hunt Cup Steeplechase
Community Outreach:
Longwood Gardens Event Hrs: = 35

Longwood Fire Company

Kennett Square, PA

This report was generated on 12/8/2020 11:29:30 AM



Incident Count by Weekday and Hour for Zone for Shift for Date Range

Personnel: All Personnel | Shift(s): All Shifts | Zone: All Zones | Start Date: 11/01/2020 | End Date: 11/30/2020

Hour	Sun	Mon	Tue	Wed	Thu	Fri	Sat
00:00	1	0	0	1	0	0	0
01:00	0	0	0	0	0	0	0
02:00	0	0	0	0	0	0	0
03:00	0	0	0	0	0	0	0
04:00	0	0	0	0	0	0	0
05:00	0	0	2	0	0	0	0
06:00	0	0	0	0	0	0	0
07:00	0	0	0	0	0	0	1
08:00	0	0	2	0	0	1	0
09:00	2	2	0	0	1	0	0
10:00	0	0	1	1	2	1	1
11:00	1	3	0	2	0	0	0
12:00	0	0	0	0	0	1	0
13:00	0	0	1	1	1	1	0
14:00	0	0	0	0	2	0	0
15:00	1	2	2	0	0	1	0
16:00	0	4	0	0	0	1	0
17:00	0	1	3	0	1	0	0
18:00	2	1	0	1	0	0	0
19:00	1	0	0	0	1	1	0
20:00	0	0	0	0	2	1	0
21:00	0	0	0	0	0	0	0
22:00	0	1	0	1	1	0	1
23:00	0	0	0	0	0	0	0
Total Responses for Day	8	14	11	7	11	8	3
% of Responses for Day	25.00%	28.57%	27.27%	28.57%	18.18%	12.50%	33.33%
% of Responses for Week	12.90%	22.58%	17.74%	11.29%	17.74%	12.90%	4.84%

Hour	Total per Hour	Percent
00:00	2	3.23%
01:00	0	0.00%
02:00	0	0.00%
03:00	0	0.00%
04:00	0	0.00%
05:00	2	3.23%
06:00	0	0.00%
07:00	1	1.61%
08:00	3	4.84%
09:00	5	8.06%
10:00	6	9.68%
11:00	6	9.68%
12:00	1	1.61%
13:00	4	6.45%
14:00	2	3.23%
15:00	6	9.68%
16:00	5	8.06%
17:00	5	8.06%
18:00	4	6.45%
19:00	3	4.84%
20:00	3	4.84%
21:00	0	0.00%
22:00	4	6.45%
23:00	0	0.00%
Total	62	100.00%

Incident Count by Weekday and Hour for Zone, for Shift and Date Range. Zone information is defined on the Basic Info 3 screen of an incident. Only REVIEWED incidents included. Maximum call volumes for each day are shown with a RED background, and maximum call volumes for each hour are shown with a BLUE background. "% of Responses for Day" indicates the maximum hourly call volume as percentage of total calls for the day of the week. "% of Responses for Week" indicates the total number of calls for the day of the week as a percentage of total calls.

Longwood Fire Company

Kennett Square, PA

This report was generated on 12/8/2020 11:30:48 AM



Incident Type Count per Municipality per Station for Date Range

Start Date: 11/01/2020 | End Date: 11/30/2020

INCIDENT TYPE	# INCIDENTS
MUNICIPALITY: BIRMINGHAM (TOWNSHIP OF)	
Station 25 - Station 25:	
600 - Good intent call, other	1
# Incidents for 25 - Station 25:	1
# INCIDENTS FOR BIRMINGHAM (TOWNSHIP OF):	
	1

MUNICIPALITY: CENTERVILLE	
Station 25 - Station 25:	
611 - Dispatched & cancelled en route	1
# Incidents for 25 - Station 25:	1
# INCIDENTS FOR CENTERVILLE:	
	1

MUNICIPALITY: CONCORD (TOWNSHIP OF)	
Station 25 - Station 25:	
651 - Smoke scare, odor of smoke	1
# Incidents for 25 - Station 25:	1
# INCIDENTS FOR CONCORD (TOWNSHIP OF):	
	1

MUNICIPALITY: EAST BRADFORD (TOWNSHIP OF)	
Station 25 - Station 25:	
571 - Cover assignment, standby, moveup	1
# Incidents for 25 - Station 25:	1
# INCIDENTS FOR EAST BRADFORD (TOWNSHIP OF):	
	1

MUNICIPALITY: EAST MARLBOROUGH (TOWNSHIP OF)	
Station 25 - Station 25:	
311 - Medical assist, assist EMS crew	3
622 - No incident found on arrival at dispatch address	1
652 - Steam, vapor, fog or dust thought to be smoke	1
733 - Smoke detector activation due to malfunction	1

Only REVIEWED incidents included.



INCIDENT TYPE	# INCIDENTS
745 - Alarm system activation, no fire - unintentional	1
# Incidents for 25 - Station 25:	7
# INCIDENTS FOR EAST MARLBOROUGH (TOWNSHIP OF):	7

MUNICIPALITY: GREENVILLE	
Station 25 - Station 25:	
611 - Dispatched & cancelled en route	1
743 - Smoke detector activation, no fire - unintentional	1
# Incidents for 25 - Station 25:	2
# INCIDENTS FOR GREENVILLE:	2

MUNICIPALITY: KENNETT (TOWNSHIP OF)	
Station 25 - Station 25:	
111 - Building fire	1
311 - Medical assist, assist EMS crew	4
322 - Motor vehicle accident with injuries	1
324 - Motor vehicle accident with no injuries.	1
341 - Search for person on land	1
352 - Extrication of victim(s) from vehicle	1
412 - Gas leak (natural gas or LPG)	1
551 - Assist police or other governmental agency	1
631 - Authorized controlled burning	1
700 - False alarm or false call, other	1
733 - Smoke detector activation due to malfunction	2
743 - Smoke detector activation, no fire - unintentional	4
744 - Detector activation, no fire - unintentional	1
746 - Carbon monoxide detector activation, no CO	1
# Incidents for 25 - Station 25:	21
# INCIDENTS FOR KENNETT (TOWNSHIP OF):	21

MUNICIPALITY: KENNETT SQUARE	
Station 25 - Station 25:	
463 - Vehicle accident, general cleanup	1
# Incidents for 25 - Station 25:	1
# INCIDENTS FOR KENNETT SQUARE:	1

Only REVIEWED incidents included.

INCIDENT TYPE	# INCIDENTS
MUNICIPALITY: NEW CASTLE (COUNTY)	
Station 25 - Station 25:	
111 - Building fire	1
611 - Dispatched & cancelled en route	2
743 - Smoke detector activation, no fire - unintentional	1
# Incidents for 25 - Station 25:	4
# INCIDENTS FOR NEW CASTLE (COUNTY):	4

MUNICIPALITY: NEW GARDEN (TOWNSHIP OF)	
Station 25 - Station 25:	
114 - Chimney or flue fire, confined to chimney or flue	1
# Incidents for 25 - Station 25:	1
# INCIDENTS FOR NEW GARDEN (TOWNSHIP OF):	1

MUNICIPALITY: NEWLIN (TOWNSHIP OF)	
Station 25 - Station 25:	
143 - Grass fire	1
324 - Motor vehicle accident with no injuries.	1
745 - Alarm system activation, no fire - unintentional	1
# Incidents for 25 - Station 25:	3
# INCIDENTS FOR NEWLIN (TOWNSHIP OF):	3

MUNICIPALITY: PENNSBURY (TOWNSHIP OF)	
Station 25 - Station 25:	
321 - EMS call, excluding vehicle accident with injury	1
322 - Motor vehicle accident with injuries	1
411 - Gasoline or other flammable liquid spill	1
444 - Power line down	4
553 - Public service	1
651 - Smoke scare, odor of smoke	1
733 - Smoke detector activation due to malfunction	1
743 - Smoke detector activation, no fire - unintentional	1
744 - Detector activation, no fire - unintentional	1
812 - Flood assessment	2
# Incidents for 25 - Station 25:	14
# INCIDENTS FOR PENNSBURY (TOWNSHIP OF):	14

MUNICIPALITY: POCOPSON (TOWNSHIP OF)	
Station 25 - Station 25:	
130 - Mobile property (vehicle) fire, other	1

Only REVIEWED incidents included.

INCIDENT TYPE	# INCIDENTS
622 - No incident found on arrival at dispatch address	1
744 - Detector activation, no fire - unintentional	1
# Incidents for 25 - Station 25:	3
# INCIDENTS FOR POCOPSON (TOWNSHIP OF):	3

MUNICIPALITY: ROCKLAND	
Station 25 - Station 25:	
611 - Dispatched & cancelled en route	1
# Incidents for 25 - Station 25:	1
# INCIDENTS FOR ROCKLAND:	1

MUNICIPALITY: WEST CHESTER	
Station 25 - Station 25:	
611 - Dispatched & cancelled en route	1
# Incidents for 25 - Station 25:	1
# INCIDENTS FOR WEST CHESTER:	1

Only REVIEWED incidents included.

Longwood Fire Company

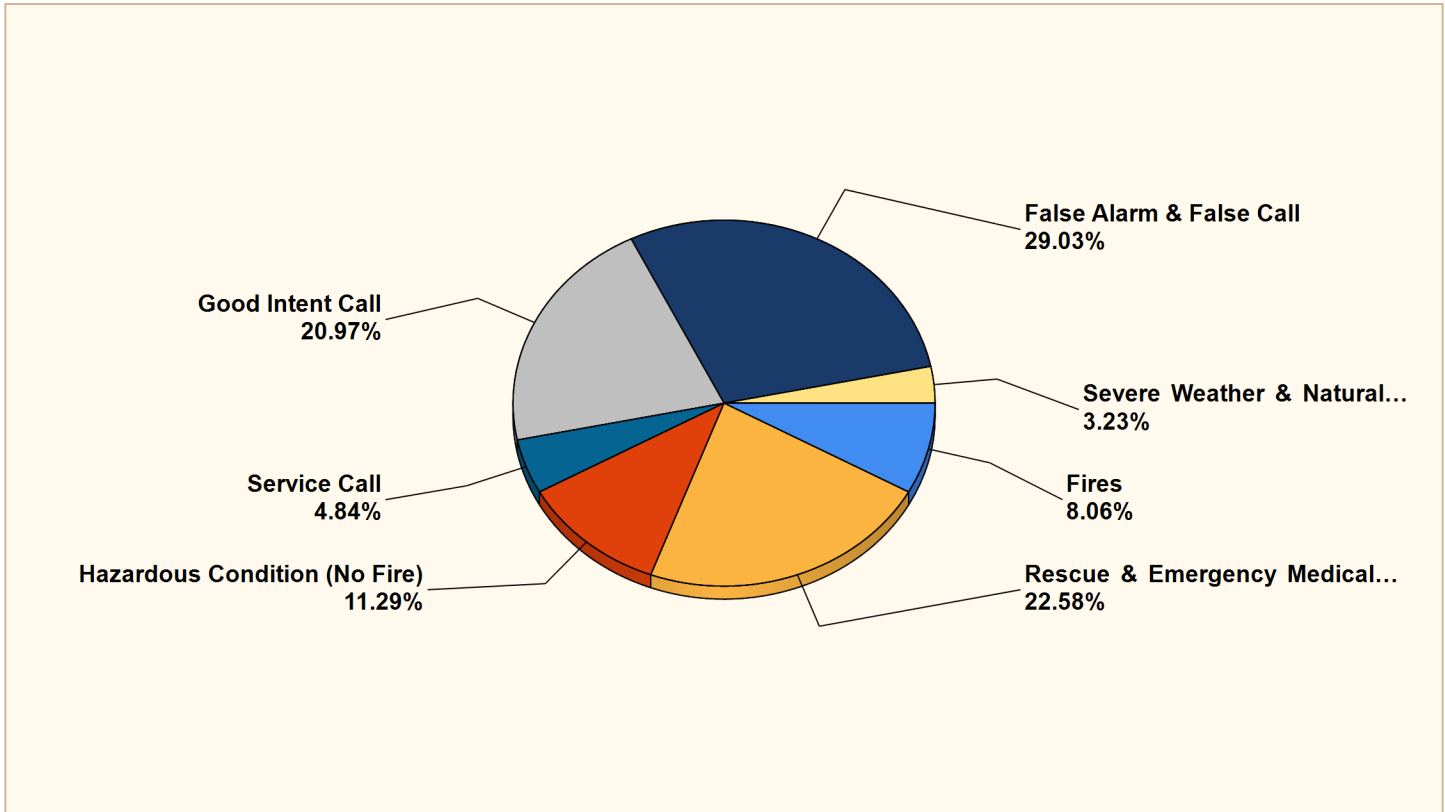
Kennett Square, PA

This report was generated on 12/8/2020 11:32:06 AM



Breakdown by Major Incident Types for Date Range

Zone(s): All Zones | Start Date: 11/01/2020 | End Date: 11/30/2020



MAJOR INCIDENT TYPE	# INCIDENTS	% of TOTAL
Fires	5	8.06%
Rescue & Emergency Medical Service	14	22.58%
Hazardous Condition (No Fire)	7	11.29%
Service Call	3	4.84%
Good Intent Call	13	20.97%
False Alarm & False Call	18	29.03%
Severe Weather & Natural Disaster	2	3.23%
TOTAL	62	100%

Only REVIEWED and/or LOCKED IMPORTED incidents are included. Summary results for a major incident type are not displayed if the count is zero.



Detailed Breakdown by Incident Type

INCIDENT TYPE	# INCIDENTS	% of TOTAL
111 - Building fire	2	3.23%
114 - Chimney or flue fire, confined to chimney or flue	1	1.61%
130 - Mobile property (vehicle) fire, other	1	1.61%
143 - Grass fire	1	1.61%
311 - Medical assist, assist EMS crew	7	11.29%
321 - EMS call, excluding vehicle accident with injury	1	1.61%
322 - Motor vehicle accident with injuries	2	3.23%
324 - Motor vehicle accident with no injuries.	2	3.23%
341 - Search for person on land	1	1.61%
352 - Extrication of victim(s) from vehicle	1	1.61%
411 - Gasoline or other flammable liquid spill	1	1.61%
412 - Gas leak (natural gas or LPG)	1	1.61%
444 - Power line down	4	6.45%
463 - Vehicle accident, general cleanup	1	1.61%
551 - Assist police or other governmental agency	1	1.61%
553 - Public service	1	1.61%
571 - Cover assignment, standby, moveup	1	1.61%
600 - Good intent call, other	1	1.61%
611 - Dispatched & cancelled en route	6	9.68%
622 - No incident found on arrival at dispatch address	2	3.23%
631 - Authorized controlled burning	1	1.61%
651 - Smoke scare, odor of smoke	2	3.23%
652 - Steam, vapor, fog or dust thought to be smoke	1	1.61%
700 - False alarm or false call, other	1	1.61%
733 - Smoke detector activation due to malfunction	4	6.45%
743 - Smoke detector activation, no fire - unintentional	7	11.29%
744 - Detector activation, no fire - unintentional	3	4.84%
745 - Alarm system activation, no fire - unintentional	2	3.23%
746 - Carbon monoxide detector activation, no CO	1	1.61%
812 - Flood assessment	2	3.23%
TOTAL INCIDENTS:	62	100%

Only REVIEWED and/or LOCKED IMPORTED incidents are included. Summary results for a major incident type are not displayed if the count is zero.



Longwood Fire Company

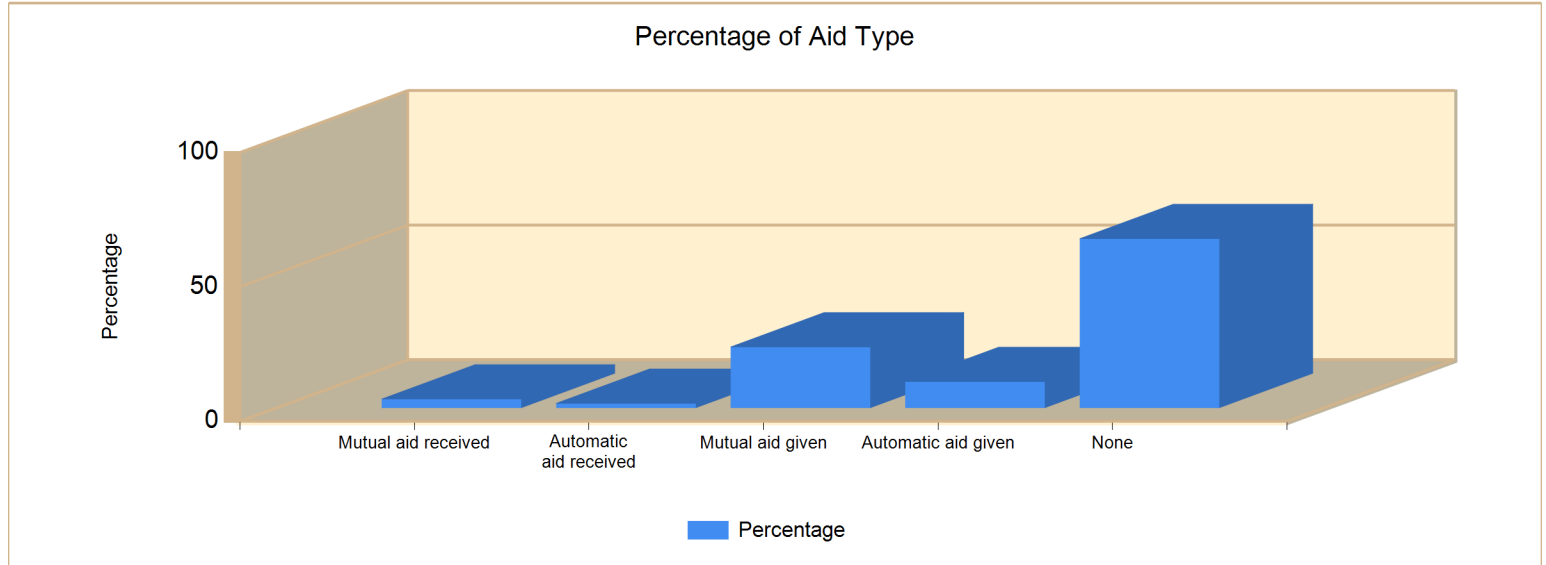
Kennett Square, PA

This report was generated on 12/8/2020 11:30:17 AM



Count of Aid Given and Received for Incidents for Date Range

Start Date: 11/01/2020 | End Date: 11/30/2020



AID TYPE	TOTAL	% of TOTAL
Mutual aid received	2	3.2%
Automatic aid received	1	1.6%
Mutual aid given	14	22.6%
Automatic aid given	6	9.7%
None	39	62.9%

Only REVIEWED incidents included

