

Kennett Fire Company EMS Report

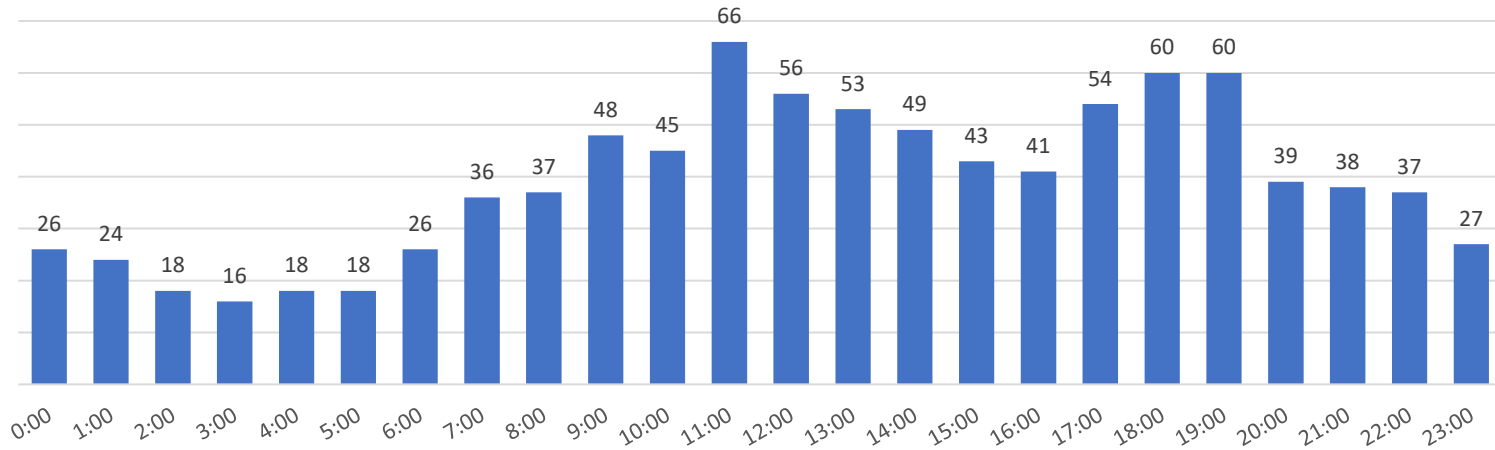
District Total	JAN	FEB	MAR	APR	MAY	JUN	JUL	AUG	SEPT	OCT	NOV	DEC	TOTAL	YTD %
Kennett Sqaure	36	35	42	33	35	47	49	43	34	32	34		420	44%
Kennett Township	48	33	27	29	26	28	39	41	34	51	50		406	43%
Pocopson	4	1	1	2	0	0	0	2	0	2	1		13	1%
East Marlborough	6	3	2	1	1	0	1	1	2	2	2		21	2%
Pennsbury Township	0	4	1	1	3	0	0	0	0	2	0		11	1%
Newlin	0	0	0	0	0	0	0	0	0	1	1		2	0%
Aid Given	3	3	6	4	6	5	10	9	4	9	2		61	6%
Missed Calls	3	3	0	1	2	0	1	3	2	1	5		21	2%
TOTAL	100	82	79	71	73	80	100	99	76	100	95	0	955	100%

Handled Outcomes														
BLS Transport	34	25	27	23	25	38	34	25	34	35	30		330	60%
ALS Transports	36	24	25	10	15	11	16	18	12	24	25		216	40%
Total Transports	70	49	52	33	40	49	50	43	46	59	55	0	546	57%
Refusals	10	10	12	10	11	10	15	10	6	7	10		111	12%
No Services	14	15	13	24	13	20	31	42	20	22	20		234	25%
Recalled	3	4	2	3	7	1	3	1	2	8	5		39	4%
Other	0	1	0	0	0	0	0	0	0	3	0		4	0%
Non Trans. Total	27	30	27	37	31	31	49	53	28	40	35	0	388	41%
Total Volume	97	79	79	70	71	80	99	96	74	99	90	0	934	100%

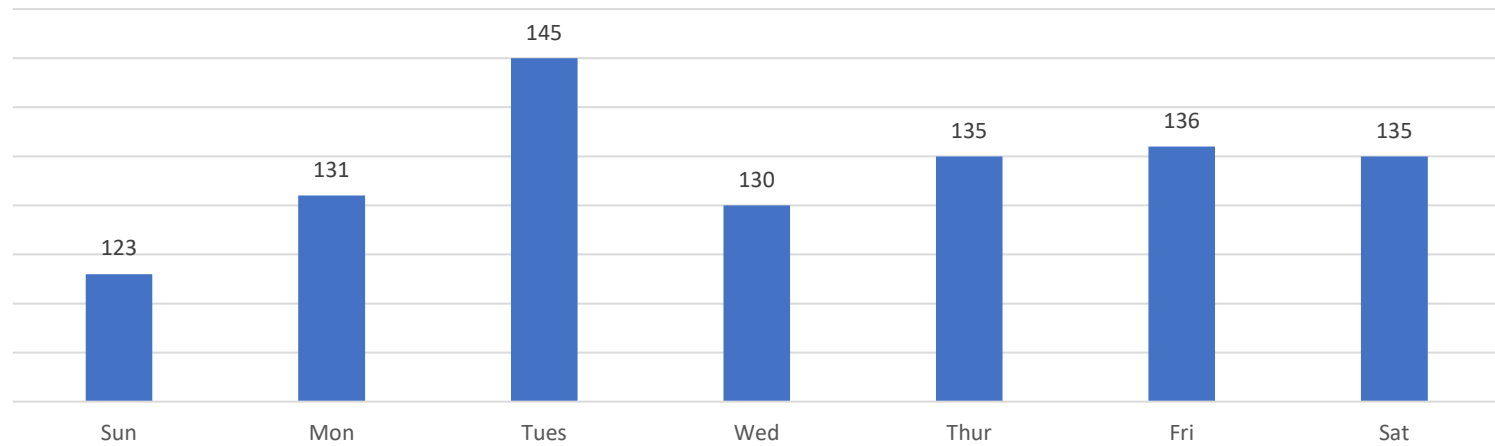
Yearly Call Trends

	Year	2017	2018	2019	2020(YTD)
	Total Calls		1096	1136	1276

YTD Volume By Hour



YTD Call Volume by Day



Response Time Averages (YTD)					
Reported in Minutes					
Dispatch to Enroute	Enroute to Onscene	Dispatch to Onscene	Onscene Time	Transport Time	Dispatch to Available
1.7	4.7	6.4	20.5	22.6	59.2
Max 4	Max 15	Max 25			Max 150

ALS vs BLS Dispatch		
	Total	%
BLS	42	47%
ALS	48	53%
Total	90	100%
ALS Released	17	35%
ALS Added	2	5%

Covering Agencies	
Agency	Total
Longwood	10
Avondale	2
West Grove	0
New Castle	1
Other	0

ALS Usage	
Longwood	24
SCCEMS	1
Good Fellowship	0
Delaware County	0
New Castle	0

Common Place Incidents		
Name	Total	%
Brandywine Assisted	1	1%
Friends Home	1	1%
Pocopson Home	0	0%
Crosslands	0	0%
Kendal	2	2%
Longwood Gardens	0	0%
Chester County Prison	0	0%
Total	4	

0:00	26	Sun	123
1:00	24	Mon	131
2:00	18	Tues	145
3:00	16	Wed	130
4:00	18	Thur	135
5:00	18	Fri	136
6:00	26	Sat	135
7:00	36		
8:00	37		
9:00	48		
10:00	45		
11:00	66		
12:00	56		
13:00	53		
14:00	49		
15:00	43		
16:00	41		
17:00	54		
18:00	60		
19:00	60		
20:00	39		
21:00	38		
22:00	37		
23:00	27		

Kennett Fire Company

Kennett Square, PA

This report was generated on 12/8/2020 7:53:28 AM

Incident Type Count per Municipality per Station for Date Range

Start Date: 11/01/2020 | End Date: 11/30/2020

INCIDENT TYPE	# INCIDENT
MUNICIPALITY: KENNETT (TOWNSHIP OF)	
Station 24 - Kennett Fire Company:	
111 - Building fire	2
311 - Medical assist, assist EMS crew	1
322 - Motor vehicle accident with injuries	2
324 - Motor vehicle accident with no injuries.	1
341 - Search for person on land	1
551 - Assist police or other governmental agency	2
651 - Smoke scare, odor of smoke	1
652 - Steam, vapor, fog or dust thought to be smoke	1
735 - Alarm system sounded due to malfunction	1
736 - CO detector activation due to malfunction	1
743 - Smoke detector activation, no fire - unintentional	1
# Incidents for 24 - Kennett Fire Company:	14
# INCIDENTS FOR KENNETT (TOWNSHIP OF):	14

MUNICIPALITY: KENNETT SQUARE	
Station 24 - Kennett Fire Company:	
311 - Medical assist, assist EMS crew	1
551 - Assist police or other governmental agency	1
553 - Public service	1
651 - Smoke scare, odor of smoke	1
733 - Smoke detector activation due to malfunction	2
736 - CO detector activation due to malfunction	1
743 - Smoke detector activation, no fire - unintentional	2
900 - Special type of incident, other	2
# Incidents for 24 - Kennett Fire Company:	11
# INCIDENTS FOR KENNETT SQUARE:	11

MUNICIPALITY: WILMINGTON	
Station 24 - Kennett Fire Company:	
111 - Building fire	1
# Incidents for 24 - Kennett Fire Company:	1
# INCIDENTS FOR WILMINGTON:	1

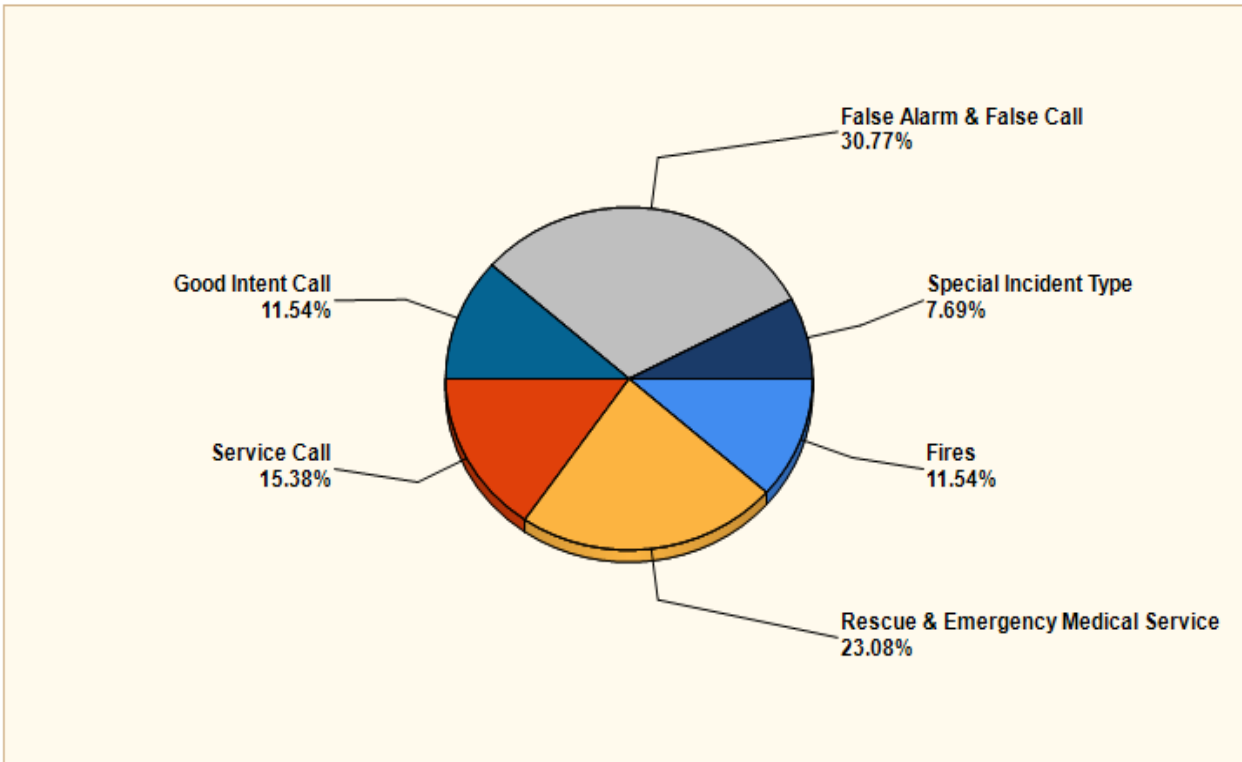
Kennett Fire Company

Kennett Square, PA

This report was generated on 12/8/2020 7:51:53 AM

Breakdown by Major Incident Types for Date Range

Zone(s): All Zones | Start Date: 11/01/2020 | End Date: 11/30/2020



MAJOR INCIDENT TYPE	# INCIDENTS	% of TOTAL
Fires	3	11.54%
Rescue & Emergency Medical Service	6	23.08%
Service Call	4	15.38%
Good Intent Call	3	11.54%
False Alarm & False Call	8	30.77%
Special Incident Type	2	7.69%
TOTAL	26	100%

Detailed Breakdown by Incident Type

INCIDENT TYPE	# INCIDENTS
111 - Building fire	3
311 - Medical assist, assist EMS crew	2
322 - Motor vehicle accident with injuries	2
324 - Motor vehicle accident with no injuries.	1
341 - Search for person on land	1
551 - Assist police or other governmental agency	3
553 - Public service	1
651 - Smoke scare, odor of smoke	2
652 - Steam, vapor, fog or dust thought to be smoke	1
733 - Smoke detector activation due to malfunction	2
735 - Alarm system sounded due to malfunction	1
736 - CO detector activation due to malfunction	2
743 - Smoke detector activation, no fire - unintentional	3
900 - Special type of incident, other	2
TOTAL INCIDENTS:	26

% of TOTAL	
11.54%	
7.69%	
7.69%	
3.85%	
3.85%	
11.54%	
3.85%	
7.69%	
3.85%	
7.69%	
3.85%	
7.69%	
11.54%	
7.69%	
100%	

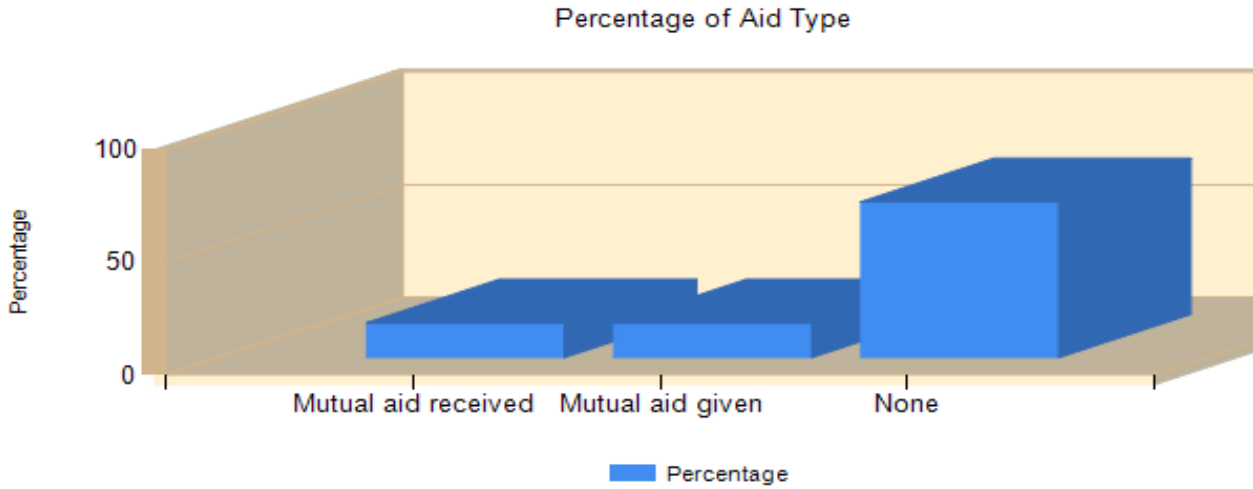
Kennett Fire Company

Kennett Square, PA

This report was generated on 12/8/2020 7:57:12 AM

Count of Aid Given and Received for Incidents for Date Range

Start Date: 11/01/2020 | End Date: 11/30/2020



AID TYPE	TOTAL	% of TOTAL
Mutual aid received	4	15.4%
Mutual aid given	4	15.4%
None	18	69.2%

