

Kennett Fire Company EMS Report

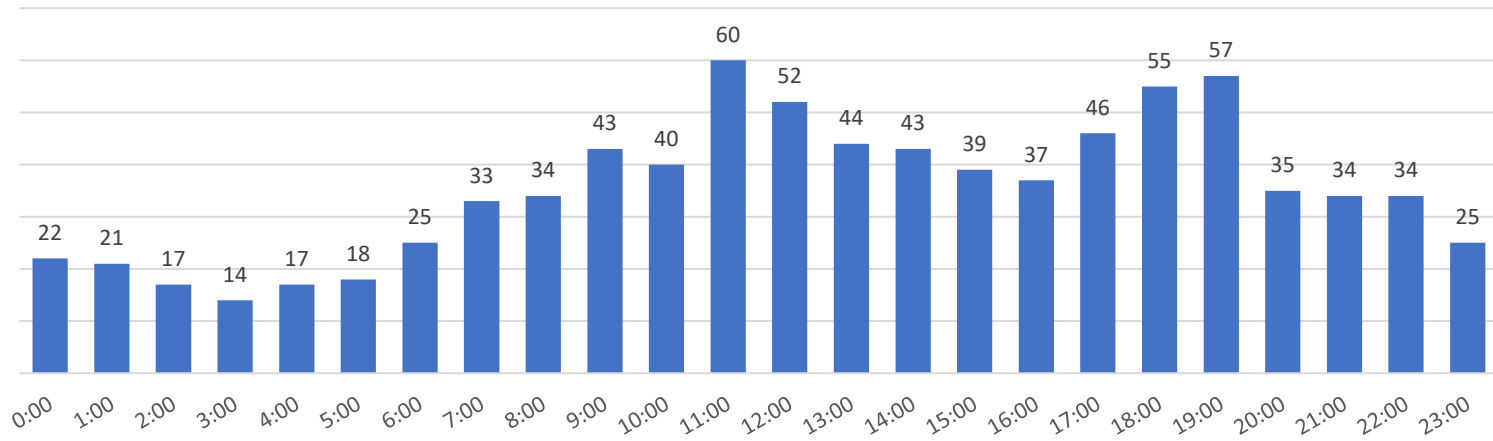
District Total	JAN	FEB	MAR	APR	MAY	JUN	JUL	AUG	SEPT	OCT	NOV	DEC	TOTAL	YTD %
Kennett Sqaure	36	35	42	33	35	47	49	43	34	32			386	45%
Kennett Township	48	33	27	29	26	28	39	41	34	51			356	41%
Pocopson	4	1	1	2	0	0	0	2	0	2			12	1%
East Marlborough	6	3	2	1	1	0	1	1	2	2			19	2%
Pennsbury Township	0	4	1	1	3	0	0	0	0	2			11	1%
Newlin	0	0	0	0	0	0	0	0	0	1			1	0%
Aid Given	3	3	6	4	6	5	10	9	4	9			59	7%
Missed Calls	3	3	0	1	2	0	1	3	2	1			16	2%
TOTAL	100	82	79	71	73	80	100	99	76	100	0	0	860	100%

Handled Outcomes														
BLS Transport	34	25	27	23	25	38	34	25	34	35			300	61%
ALS Transports	36	24	25	10	15	11	16	18	12	24			191	39%
Total Transports	70	49	52	33	40	49	50	43	46	59	0	0	491	57%
Refusals	10	10	12	10	11	10	15	10	6	7			101	12%
No Services	14	15	13	24	13	20	31	42	20	22			214	25%
Recalled	3	4	2	3	7	1	3	1	2	8			34	4%
Other	0	1	0	0	0	0	0	0	0	3			4	0%
Non Trans. Total	27	30	27	37	31	31	49	53	28	40	0	0	353	41%
Total Volume	97	79	79	70	71	80	99	96	74	99	0	0	844	100%

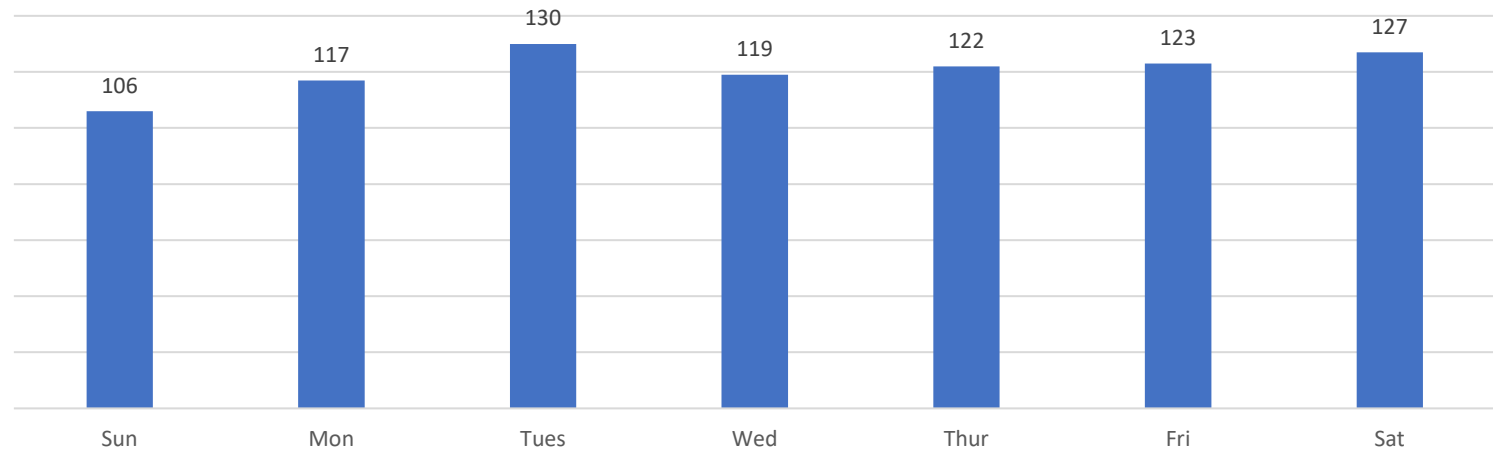
Yearly Call Trends

	Year	2017	2018	2019	2020(YTD)
Total Calls		1096	1136	1276	860

YTD Volume By Hour



YTD Call Volume by Day



Response Time Averages (YTD) **Reported in Minutes**					
Dispatch to Enroute	Enroute to Onscene	Dispatch to Onscene	Onscene Time	Transport Time	Dispatch to Available
1.7	4.8	6.5	21.1	22.8	59.6
Max 4	Max 15	Max 25			Max 150

ALS vs BLS Dispatch		
	Total	%
BLS	54	55%
ALS	45	45%
Total	99	100%
ALS Released	18	40%
ALS Added	3	6%

Covering Agencies	
Agency	Total
Longwood	9
Avondale	6
West Grove	1
New Castle	1
Other	0

ALS Usage	
Longwood	19
SCCEMS	3
Good Fellowship	2
Delaware County	0
New Castle	0

Common Place Incidents		
Name	Total	%
Brandywine Assisted	10	10%
Friends Home	6	6%
Pocopson Home	1	1%
Crosslands	2	2%
Kendal	1	1%
Longwood Gardens	0	0%
Chester County Prison	0	0%
Total	20	

Call Types YTD

Group	Count	Pct
ALS - Abdominal Pain	15	1.8
ALS - Allergic/Med Reaction	3	0.4
ALS - Back Pain	4	0.5
ALS - CVA/Stroke	26	3.1
ALS - Cardiac Problems	71	8.4
ALS - Cardiac/Resp Arrest	16	1.9
ALS - Choking	2	0.2
ALS - Diabetic Emergency	4	0.5
ALS - Emotional Disorder	5	0.6
ALS - Fall	18	2.1
ALS - Hemorrhaging	9	1.1
ALS - Hypotension	4	0.5
ALS - Injured Person	1	0.1
ALS - Maternity/Labor Pains	1	0.1
ALS - Overdose	10	1.2
ALS - Poisoning	1	0.1
ALS - Respiratory Difficulty	79	9.4
ALS - Seizures	15	1.8
ALS - Shooting	3	0.4
ALS - Syncope	16	1.9
ALS - Unconscious Person	6	0.7
ALS - Unresponsive Person	14	1.7
Accident - ALS	4	0.5
Accident - BLS	41	4.9
Accident - Entrapment	3	0.4
Accident - Involving Fire	2	0.2
Accident - Pedestrian	1	0.1
Alarm - BLS Medical	10	1.2
Alarm - Carbon Monoxide	7	0.8
BLS - Abdominal Pain	20	2.4
BLS - Allergic/Med Reaction	1	0.1
BLS - Assault w/Injury	8	0.9
BLS - Back Pain	10	1.2
BLS - DOA	7	0.8
BLS - Emotional Disorder	36	4.3
BLS - Fall / Lift Assist	102	12.1
BLS - Hemorrhaging	7	0.8
BLS - Injured Person	27	3.2
BLS - Maternity/Labor Pain	2	0.2
BLS - Overdose	12	1.4
BLS - Seizures	3	0.4
BLS - Sick Person	85	10.1
BLS - Syncope	3	0.4
BLS - Unknown Nature	6	0.7
EMS - Stand By - Event	5	0.6
EMS - Stand By - Fire	109	12.9
Fire - Other Type Rescue	4	0.5
Fire - Water Rescue	6	0.7

Special Activities Report

0:00	22	Sun	106
1:00	21	Mon	117
2:00	17	Tues	130
3:00	14	Wed	119
4:00	17	Thur	122
5:00	18	Fri	123
6:00	25	Sat	127
7:00	33		
8:00	34		
9:00	43		
10:00	40		
11:00	60		
12:00	52		
13:00	44		
14:00	43		
15:00	39		
16:00	37		
17:00	46		
18:00	55		
19:00	57		
20:00	35		
21:00	34		
22:00	34		
23:00	25		

Kennett Fire Company

Kennett Square, PA

This report was generated on 11/10/2020 10:47:47 AM



Incident Count by Weekday and Hour for Zone for Shift for Date Range

Personnel: All Personnel | Shift(s): All Shifts | Zone: All Zones | Start Date: 10/01/2020 | End Date: 10/31/2020

Hour	Sun	Mon	Tue	Wed	Thu	Fri	Sat	Hour	Total per
00:00	0	0	0	0	1	0	1	00:00	2
01:00	0	0	0	0	0	0	0	01:00	0
02:00	0	0	0	0	0	0	0	02:00	0
03:00	0	0	0	0	0	0	0	03:00	0
04:00	0	0	0	0	0	0	0	04:00	0
05:00	0	0	0	0	0	0	0	05:00	0
06:00	0	0	0	0	0	0	0	06:00	0
07:00	0	1	0	0	0	0	0	07:00	1
08:00	0	1	1	0	0	0	0	08:00	2
09:00	0	0	0	0	0	2	0	09:00	2
10:00	0	0	0	0	1	0	0	10:00	1
11:00	0	1	2	0	1	0	3	11:00	7
12:00	0	0	0	0	1	0	0	12:00	1
13:00	2	0	0	0	0	0	0	13:00	2
14:00	1	0	0	0	0	0	0	14:00	1
15:00	0	0	0	1	0	1	1	15:00	3
16:00	0	1	0	0	0	0	1	16:00	2
17:00	0	0	0	0	0	3	0	17:00	3
18:00	1	1	0	0	1	2	0	18:00	5
19:00	0	0	1	1	1	0	0	19:00	3
20:00	0	0	0	0	0	1	1	20:00	2
21:00	0	0	0	0	0	0	0	21:00	0
22:00	0	0	0	0	1	0	0	22:00	1
23:00	0	0	0	0	0	0	0	23:00	0
Total Responses for Day	4	5	4	2	7	9	7	Total	38
% of Responses for Day	50.00%	20.00%	50.00%	50.00%	14.29%	33.33%	42.86%		
% of Responses for Week	10.53%	13.16%	10.53%	5.26%	18.42%	23.68%	18.42%		



Percent
5.26%
0.00%
0.00%
0.00%
0.00%
0.00%
0.00%
0.00%
2.63%
5.26%
5.26%
2.63%
18.42%
2.63%
5.26%
2.63%
7.89%
5.26%
7.89%
13.16%
7.89%
5.26%
0.00%
2.63%
0.00%
100.00%

Kennett Fire Company

Kennett Square, PA

This report was generated on 11/10/2020 10:48:41 AM

Incident Type Count per Municipality per Station for Date Range

Start Date: 10/01/2020 | End Date: 10/31/2020

INCIDENT TYPE	# INCIDENTS
MUNICIPALITY: EAST MARLBOROUGH (TOWNSHIP OF)	
Station 24 - Kennett Fire Company:	
745 - Alarm system activation, no fire - unintentional	1
# Incidents for 24 - Kennett Fire Company:	1
# INCIDENTS FOR EAST MARLBOROUGH (TOWNSHIP OF):	1

MUNICIPALITY: KENNETT (TOWNSHIP OF)	
Station 24 - Kennett Fire Company:	
118 - Trash or rubbish fire, contained	1
322 - Motor vehicle accident with injuries	1
324 - Motor vehicle accident with no injuries.	3
551 - Assist police or other governmental agency	1
561 - Unauthorized burning	1
743 - Smoke detector activation, no fire - unintentional	5
# Incidents for 24 - Kennett Fire Company:	12
# INCIDENTS FOR KENNETT (TOWNSHIP OF):	12

MUNICIPALITY: KENNETT SQUARE	
Station 24 - Kennett Fire Company:	
113 - Cooking fire, confined to container	1
311 - Medical assist, assist EMS crew	2
322 - Motor vehicle accident with injuries	1
324 - Motor vehicle accident with no injuries.	2
381 - Rescue or EMS standby	1
412 - Gas leak (natural gas or LPG)	1
551 - Assist police or other governmental agency	1
622 - No incident found on arrival at dispatch address	1
736 - CO detector activation due to malfunction	2
740 - Unintentional transmission of alarm, other	1
743 - Smoke detector activation, no fire - unintentional	2
745 - Alarm system activation, no fire - unintentional	2
900 - Special type of incident, other	1
# Incidents for 24 - Kennett Fire Company:	18
# INCIDENTS FOR KENNETT SQUARE:	18

MUNICIPALITY: NEW GARDEN (TOWNSHIP OF)	
Station 24 - Kennett Fire Company:	
111 - Building fire	2
551 - Assist police or other governmental agency	1
652 - Steam, vapor, fog or dust thought to be smoke	1
# Incidents for 24 - Kennett Fire Company:	4
# INCIDENTS FOR NEW GARDEN (TOWNSHIP OF):	4

MUNICIPALITY: PENN (TOWNSHIP OF)	
Station 24 - Kennett Fire Company:	
111 - Building fire	1
# Incidents for 24 - Kennett Fire Company:	1
# INCIDENTS FOR PENN (TOWNSHIP OF):	
	1

MUNICIPALITY: PENNSBURY (TOWNSHIP OF)	
Station 24 - Kennett Fire Company:	
551 - Assist police or other governmental agency	1
# Incidents for 24 - Kennett Fire Company:	1
# INCIDENTS FOR PENNSBURY (TOWNSHIP OF):	
	1

MUNICIPALITY: SOUTH COATESVILLE	
Station 24 - Kennett Fire Company:	
160 - Special outside fire, other	1
# Incidents for 24 - Kennett Fire Company:	1
# INCIDENTS FOR SOUTH COATESVILLE:	
	1



--

NTS

Only REVIEWED incidents included.

Kennett Fire Company

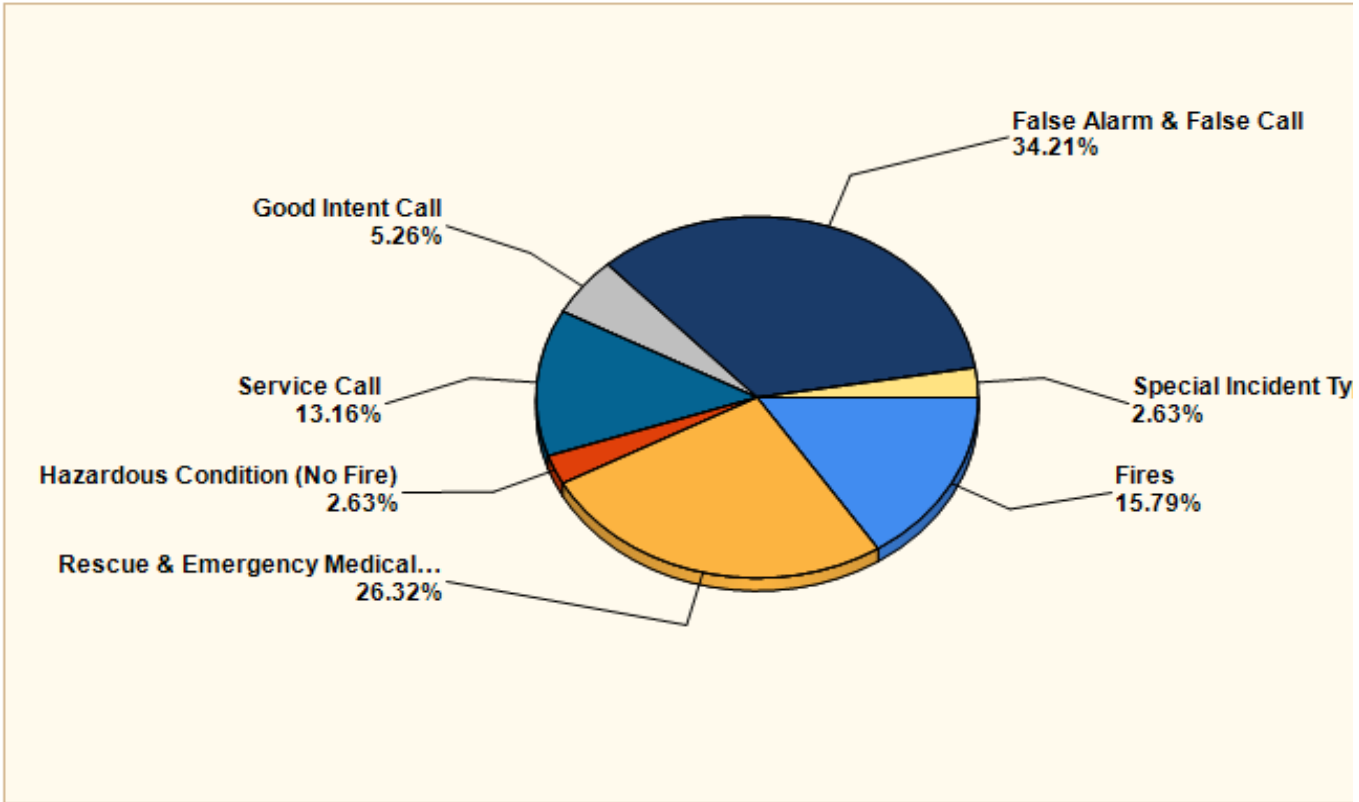
Kennett Square, PA

This report was generated on 11/10/2020 10:49:28 AM

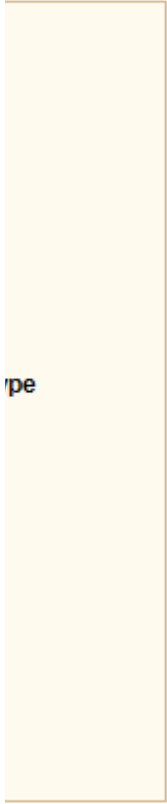


Breakdown by Major Incident Types for Date Range

Zone(s): All Zones | Start Date: 10/01/2020 | End Date: 10/31/2020



MAJOR INCIDENT TYPE	# INCIDENTS	% of TOTAL
Fires	6	15.79%
Rescue & Emergency Medical Service	10	26.32%
Hazardous Condition (No Fire)	1	2.63%
Service Call	5	13.16%
Good Intent Call	2	5.26%
False Alarm & False Call	13	34.21%
Special Incident Type	1	2.63%
TOTAL	38	100%



pe

Detailed Breakdown by Incident Type

INCIDENT TYPE	# INCIDENTS
111 - Building fire	3
113 - Cooking fire, confined to container	1
118 - Trash or rubbish fire, contained	1
160 - Special outside fire, other	1
311 - Medical assist, assist EMS crew	2
322 - Motor vehicle accident with injuries	2
324 - Motor vehicle accident with no injuries.	5
381 - Rescue or EMS standby	1
412 - Gas leak (natural gas or LPG)	1
551 - Assist police or other governmental agency	4
561 - Unauthorized burning	1
622 - No incident found on arrival at dispatch address	1
652 - Steam, vapor, fog or dust thought to be smoke	1
736 - CO detector activation due to malfunction	2
740 - Unintentional transmission of alarm, other	1
743 - Smoke detector activation, no fire - unintentional	7
745 - Alarm system activation, no fire - unintentional	3
900 - Special type of incident, other	1
TOTAL INCIDENTS:	38

% of TOTAL
7.89%
2.63%
2.63%
2.63%
5.26%
5.26%
13.16%
2.63%
2.63%
10.53%
2.63%
2.63%
2.63%
5.26%
2.63%
18.42%
7.89%
2.63%
100%

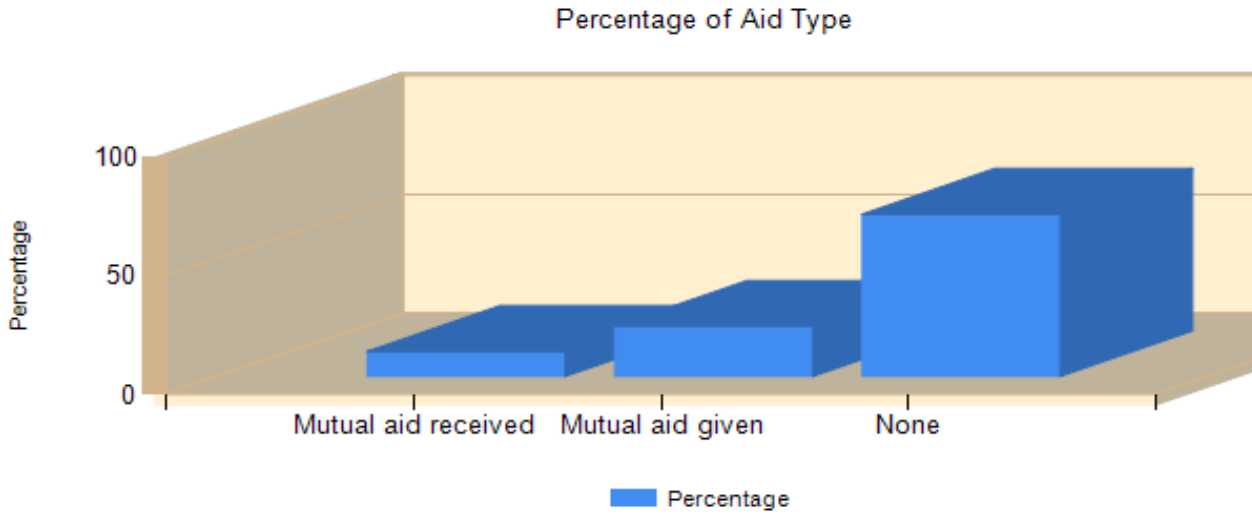
Kennett Fire Company

Kennett Square, PA

This report was generated on 11/10/2020 10:46:38 AM

Count of Aid Given and Received for Incidents for Date Range

Start Date: 10/01/2020 | End Date: 10/31/2020



AID TYPE	TOTAL	% of TOTAL
Mutual aid received	4	10.5%
Mutual aid given	8	21.1%
None	26	68.4%

