



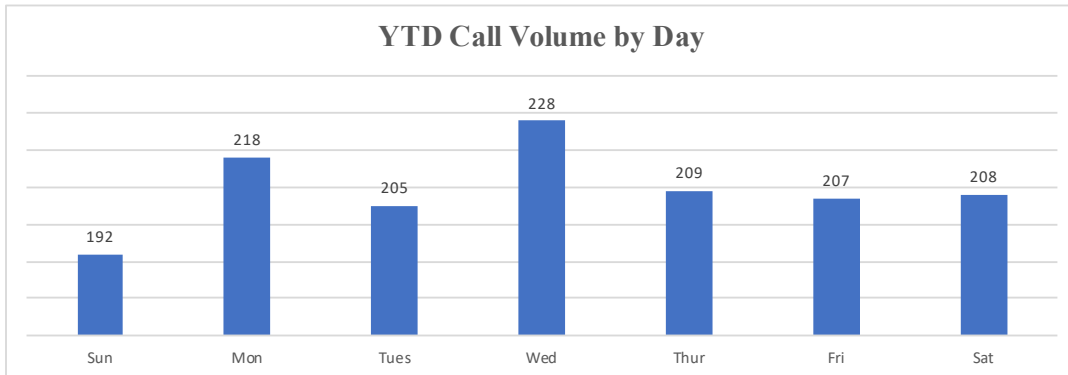
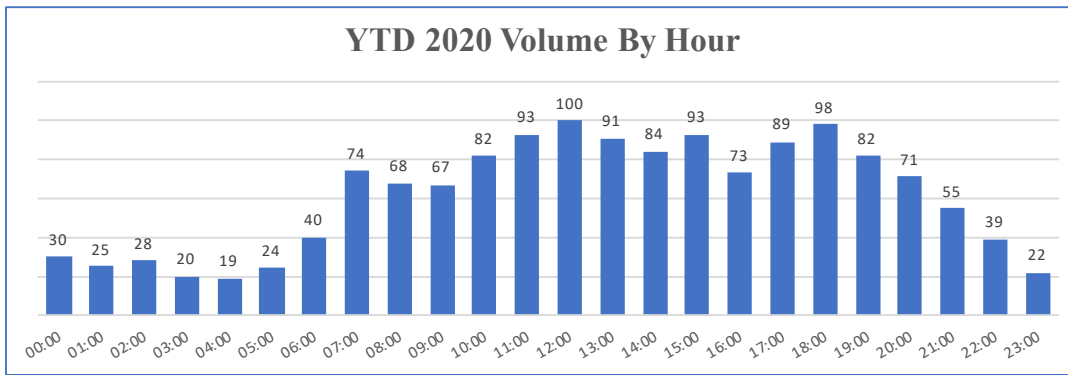
Longwood Fire Company EMS Report 2020



District Total	JAN	FEB	MAR	APR	MAY	JUN	JUL	AUG	SEPT	OCT	NOV	DEC	TOTAL	YTD %
Kennett Sqaure	29	12	27	11	23	25	31	23					181	13%
Kennett Township	50	42	38	34	23	33	44	56					320	22%
Pocopson	39	32	36	28	22	26	41	34					258	18%
East Marlborough	53	42	39	30	45	25	45	43					322	23%
Pennsbury Township	24	29	24	21	15	27	21	29					190	13%
Newlin	0	2	4	0	3	7	1	6					23	2%
Aid Given	16	12	7	8	10	11	16	17					97	7%
Missed Calls	8	3	5	6	4	1	4	4					35	2%
TOTAL	219	174	180	138	145	155	203	212	0	0	0	0	1426	100%

Handled Outcomes	* Based on Charts written for Incidents													
BLS Transport	57	39	44	31	23	35	37	43					309	35%
ALS Transports	94	76	77	48	61	63	81	76					576	65%
Total Transports	151	115	121	79	84	98	118	119	0	0	0	0	885	62%
Refusals	22	19	19	18	29	20	29	32					188	13%
No Services	20	11	13	13	17	11	20	32					137	10%
Recalled	22	25	19	17	20	24	29	27					183	13%
Other	11	8	3	8	7	7	10	7					61	4%
Non Trans. Total	75	63	54	56	73	62	88	98	0	0	0	0	569	40%
Total Volume	226	178	175	135	157	160	206	217	0	0	0	0	1454	
Scheduled EMS Event	11	2	1	0	0	0	0	0					14	

Yearly Call Trends					
Year	2017	2018	2019	2020(YTD)	
Total Calls	2231	2278	2403	1426	



Response Time Averages (August) **Reported in Minutes**					
Dispatch to Enroute	Enroute to Onscene	Dispatch to Onscene	Onscene Time	Transport Time	Dispatch to Available
2	6.19	7.87	17.14	22.06	57.53
Max 4	Max 15	Max 25		Max 90	Max 150

ALS vs BLS Dispatch *		
	Total	%
BLS	106	50%
ALS	106	50%
Total	212	100%
*25 Doesn't Track		

BLS Cover Units	
Agency	Total
Kennett	2
Avondale	1
GFAC	0
West Grove	1

ALS Cover Units	
Agency	Total
SCCEMS 94-1	0
SCCEMS 94-2	0
Good Fellowship	1
Concordville	1
New Castle	0

Common Place Incidents		
Name	Total	%
Brandywine Assisted	4	2%
Friends Home	3	1%
Pocopson Home	11	5%
Crosslands	9	4%
Kendal	8	4%
Longwood Gardens	4	2%
Chester County Prison	6	3%
Total	45	

Call Types YTD		
Criteria	Count	Pct
BLS - Sick Person	147	10.0
ALS - Respiratory Difficulty	141	9.6
ALS - Cardiac Problems	139	9.5
BLS - Fall / Lift Assist	129	8.8
Accident - BLS	66	4.5
BLS - Injured Person	65	4.4
ALS - CVA/Stroke	55	3.7
ALS - Fall	41	2.8
EMS - Stand By - Fire	39	2.7
ALS - Syncope	39	2.7
BLS - Abdominal Pain	38	2.6
ALS - Cardiac/Resp Arrest	36	2.5
ALS - Abdominal Pain	34	2.3
BLS - Emotional Disorder	33	2.2
ALS - Overdose	31	2.1
ALS - Seizures	30	2.0
ALS - Unresponsive Person	27	1.8
Accident - ALS	26	1.8
ALS - Hypotension	24	1.6
ALS - Diabetic Emergency	22	1.5
Alarm - BLS Medical	20	1.4
BLS - Unknown Nature	19	1.3
BLS - Hemorrhaging	19	1.3
BLS - Back Pain	19	1.3
EMS - Stand By - Event	18	1.2
ALS - Unconscious Person	16	1.1
Fire - Water Rescue	15	1.0
Alarm - Carbon Monoxide	15	1.0
ALS - Hemorrhaging	15	1.0
ALS - Allergic/Med Reaction	15	1.0
ALS - Injured Person	14	1.0
BLS - Syncope	11	0.7
BLS - Overdose	11	0.7
Sick Person	10	0.7
BLS - DDA	9	0.6
ALS - Emotional Disorder	9	0.6
Fire - Hazmat	8	0.5
ALS - Shooting	6	0.4
Stand By - EMS	5	0.3
EMS Relocate	5	0.3
ALS - Choking	5	0.3
BLS - Maternity/Labor Pains	4	0.3
BLS - Allergic/Med Reaction	4	0.3
Accident - Entrapment	4	0.3
ALS - Exposure to Heat/Cold	4	0.3
ALS - Back Pain	4	0.3
Fire - Other Type Rescue	3	0.2
Accident - Pedestrian	3	0.2
Lift Assist - No Injury	2	0.1
BLS - Abdominal Pain	2	0.1
Accident - Involving Fire	2	0.1
Fire - Industrial Accident	1	0.1
EMS Assist	1	0.1
EMS - Non-Emergency Trans	1	0.1
BLS - Seizures	1	0.1
BLS - Exposure to Heat/Cold	1	0.1
BLS - Equestrian Injury	1	0.1
ALS - Maternity/Labor Pains	1	0.1
ALS - Equestrian Injury	1	0.1
ALS - Assault w/Injury	1	0.1
Total:	1467	

Special Activites Report
Car Seat Inspections: 6
We are accepting appts for checks
Training Provided:
8/11,8/12,8/13 - CPR for ACE Hardware (22)
8/25 - CPR for KTPD (4)
Staff Training:
Special Events Details:
Community Outreach:
Longwood Gardens Event Hrs: = 0

Longwood Fire Company

Kennett Square, PA

This report was generated on 9/7/2020 10:47:11 AM



Incident Count by Weekday and Hour for Zone for Shift for Date Range

Shift(s): All Shifts | Zone: All Zones | Start Date: 08/01/2020 | End Date: 08/31/2020

Hour	Sun	Mon	Tue	Wed	Thu	Fri	Sat
00:00	0	0	0	2	1	0	0
01:00	0	0	0	0	0	0	0
02:00	0	0	0	0	0	1	0
03:00	0	0	0	0	0	0	0
04:00	0	0	0	0	0	0	1
05:00	0	0	0	0	0	0	1
06:00	0	0	0	0	0	0	0
07:00	0	2	0	1	1	0	1
08:00	0	1	0	0	4	1	0
09:00	1	0	1	1	3	1	0
10:00	0	1	2	0	1	0	0
11:00	0	2	2	2	0	1	1
12:00	1	2	5	0	1	1	1
13:00	0	1	4	0	1	0	1
14:00	1	0	1	1	0	1	0
15:00	0	0	2	3	0	0	0
16:00	2	0	2	0	0	1	0
17:00	0	1	2	2	1	3	0
18:00	1	2	3	2	1	6	1
19:00	0	0	4	0	0	5	0
20:00	0	0	2	1	0	4	0
21:00	0	0	0	2	1	2	1
22:00	0	2	1	1	1	1	0
23:00	0	0	0	0	0	1	0
Total Responses for Day	6	14	31	18	16	29	8
% of Responses for Day	33.33%	14.29%	16.13%	16.67%	25.00%	20.69%	12.50%
% of Responses for Week	4.92%	11.48%	25.41%	14.75%	13.11%	23.77%	6.56%

Hour	Total per Hour	Percent
00:00	3	2.46%
01:00	0	0.00%
02:00	1	0.82%
03:00	0	0.00%
04:00	1	0.82%
05:00	1	0.82%
06:00	0	0.00%
07:00	5	4.10%
08:00	6	4.92%
09:00	7	5.74%
10:00	4	3.28%
11:00	8	6.56%
12:00	11	9.02%
13:00	7	5.74%
14:00	4	3.28%
15:00	5	4.10%
16:00	5	4.10%
17:00	9	7.38%
18:00	16	13.11%
19:00	9	7.38%
20:00	7	5.74%
21:00	6	4.92%
22:00	6	4.92%
23:00	1	0.82%
Total	122	100.00%

Incident Count by Weekday and Hour for Zone, for Shift and Date Range. Zone information is defined on the Basic Info 3 screen of an incident. Only REVIEWED incidents included. Maximum call volumes for each day are shown with a RED background, and maximum call volumes for each hour are shown with a BLUE background. "% of Responses for Day" indicates the maximum hourly call volume as percentage of total calls for the day of the week. "% of Responses for Week" indicates the total number of calls for the day of the week as a percentage of total calls.



Longwood Fire Company

Kennett Square, PA

This report was generated on 9/7/2020 10:47:42 AM



Incident Type Count per Municipality per Station for Date Range

Start Date: 08/01/2020 | End Date: 08/31/2020

INCIDENT TYPE	# INCIDENTS
MUNICIPALITY: AVONDALE	
Station 25 - Station 25:	
363 - Swift water rescue	1
611 - Dispatched & cancelled en route	1
# Incidents for 25 - Station 25:	2
# INCIDENTS FOR AVONDALE:	2

MUNICIPALITY: BIRMINGHAM (TOWNSHIP OF)	
Station 25 - Station 25:	
111 - Building fire	1
342 - Search for person in water	1
363 - Swift water rescue	1
# Incidents for 25 - Station 25:	3
# INCIDENTS FOR BIRMINGHAM (TOWNSHIP OF):	3

MUNICIPALITY: CENTERVILLE	
Station 25 - Station 25:	
611 - Dispatched & cancelled en route	1
735 - Alarm system sounded due to malfunction	1
# Incidents for 25 - Station 25:	2
# INCIDENTS FOR CENTERVILLE:	2

Only REVIEWED incidents included.



INCIDENT TYPE	# INCIDENTS
MUNICIPALITY: CHESTER	
Station 25 - Station 25:	
571 - Cover assignment, standby, moveup	1
# Incidents for 25 - Station 25:	1
# INCIDENTS FOR CHESTER:	1

MUNICIPALITY: CONCORD (TOWNSHIP OF)	
Station 25 - Station 25:	
324 - Motor vehicle accident with no injuries.	1
363 - Swift water rescue	5
571 - Cover assignment, standby, moveup	1
611 - Dispatched & cancelled en route	3
622 - No incident found on arrival at dispatch address	1
# Incidents for 25 - Station 25:	11
# INCIDENTS FOR CONCORD (TOWNSHIP OF):	11

MUNICIPALITY: EAST BRADFORD (TOWNSHIP OF)	
Station 25 - Station 25:	
363 - Swift water rescue	1
# Incidents for 25 - Station 25:	1
# INCIDENTS FOR EAST BRADFORD (TOWNSHIP OF):	1

MUNICIPALITY: EAST MARLBOROUGH (TOWNSHIP OF)	
Station 25 - Station 25:	
251 - Excessive heat, scorch burns with no ignition	1
311 - Medical assist, assist EMS crew	2
322 - Motor vehicle accident with injuries	1
324 - Motor vehicle accident with no injuries.	4
341 - Search for person on land	1
363 - Swift water rescue	1
424 - Carbon monoxide incident	1
531 - Smoke or odor removal	1
622 - No incident found on arrival at dispatch address	1
733 - Smoke detector activation due to malfunction	1

Only REVIEWED incidents included.



INCIDENT TYPE	# INCIDENTS
735 - Alarm system sounded due to malfunction	3
743 - Smoke detector activation, no fire - unintentional	1
744 - Detector activation, no fire - unintentional	2
745 - Alarm system activation, no fire - unintentional	2
746 - Carbon monoxide detector activation, no CO	2
# Incidents for 25 - Station 25:	24
# INCIDENTS FOR EAST MARLBOROUGH (TOWNSHIP OF):	24

MUNICIPALITY: FRANKLIN (TOWNSHIP OF)	
Station 25 - Station 25:	
600 - Good intent call, other	1
# Incidents for 25 - Station 25:	1
# INCIDENTS FOR FRANKLIN (TOWNSHIP OF):	1

MUNICIPALITY: GREENVILLE	
Station 25 - Station 25:	
111 - Building fire	1
611 - Dispatched & cancelled en route	1
# Incidents for 25 - Station 25:	2
# INCIDENTS FOR GREENVILLE:	2

MUNICIPALITY: KENNETT (TOWNSHIP OF)	
Station 25 - Station 25:	
111 - Building fire	1
322 - Motor vehicle accident with injuries	1
324 - Motor vehicle accident with no injuries.	2
412 - Gas leak (natural gas or LPG)	1
424 - Carbon monoxide incident	2
444 - Power line down	1
445 - Arcing, shorted electrical equipment	2
551 - Assist police or other governmental agency	2
611 - Dispatched & cancelled en route	2
733 - Smoke detector activation due to malfunction	4
735 - Alarm system sounded due to malfunction	4

Only REVIEWED incidents included.



INCIDENT TYPE	# INCIDENTS
743 - Smoke detector activation, no fire - unintentional	1
# Incidents for 25 - Station 25:	23
# INCIDENTS FOR KENNETT (TOWNSHIP OF):	23

MUNICIPALITY: KENNETT SQUARE	
Station 25 - Station 25:	
611 - Dispatched & cancelled en route	1
733 - Smoke detector activation due to malfunction	1
# Incidents for 25 - Station 25:	2
# INCIDENTS FOR KENNETT SQUARE:	2

MUNICIPALITY: LONDON GROVE (TOWNSHIP OF)	
Station 25 - Station 25:	
111 - Building fire	1
# Incidents for 25 - Station 25:	1
# INCIDENTS FOR LONDON GROVE (TOWNSHIP OF):	1

MUNICIPALITY: LONDONDERRY (TOWNSHIP OF)	
Station 25 - Station 25:	
111 - Building fire	1
# Incidents for 25 - Station 25:	1
# INCIDENTS FOR LONDONDERRY (TOWNSHIP OF):	1

Only REVIEWED incidents included.



INCIDENT TYPE	# INCIDENTS
MUNICIPALITY: MIDDLETOWN (TOWNSHIP OF)	
Station 25 - Station 25:	
611 - Dispatched & cancelled en route	2
# Incidents for 25 - Station 25:	2
# INCIDENTS FOR MIDDLETOWN (TOWNSHIP OF):	2

MUNICIPALITY: NEW CASTLE (COUNTY)	
Station 25 - Station 25:	
600 - Good intent call, other	1
611 - Dispatched & cancelled en route	1
735 - Alarm system sounded due to malfunction	1
745 - Alarm system activation, no fire - unintentional	1
# Incidents for 25 - Station 25:	4
# INCIDENTS FOR NEW CASTLE (COUNTY):	4

MUNICIPALITY: NEW GARDEN (TOWNSHIP OF)	
Station 25 - Station 25:	
445 - Arcing, shorted electrical equipment	1
# Incidents for 25 - Station 25:	1
# INCIDENTS FOR NEW GARDEN (TOWNSHIP OF):	1

MUNICIPALITY: NEWLIN (TOWNSHIP OF)	
Station 25 - Station 25:	
733 - Smoke detector activation due to malfunction	1
# Incidents for 25 - Station 25:	1
# INCIDENTS FOR NEWLIN (TOWNSHIP OF):	1

MUNICIPALITY: PENNSBURY (TOWNSHIP OF)	
Station 25 - Station 25:	
162 - Outside equipment fire	1
322 - Motor vehicle accident with injuries	2
324 - Motor vehicle accident with no injuries.	1

Only REVIEWED incidents included.



INCIDENT TYPE	# INCIDENTS
363 - Swift water rescue	2
444 - Power line down	5
445 - Arcing, shorted electrical equipment	2
553 - Public service	1
611 - Dispatched & cancelled en route	1
622 - No incident found on arrival at dispatch address	1
735 - Alarm system sounded due to malfunction	2
743 - Smoke detector activation, no fire - unintentional	1
745 - Alarm system activation, no fire - unintentional	1
746 - Carbon monoxide detector activation, no CO	2
# Incidents for 25 - Station 25:	22
# INCIDENTS FOR PENNSBURY (TOWNSHIP OF):	22

MUNICIPALITY: POCOPSON (TOWNSHIP OF)	
Station 25 - Station 25:	
111 - Building fire	1
363 - Swift water rescue	1
442 - Overheated motor	1
444 - Power line down	3
445 - Arcing, shorted electrical equipment	1
551 - Assist police or other governmental agency	1
561 - Unauthorized burning	1
622 - No incident found on arrival at dispatch address	1
# Incidents for 25 - Station 25:	10
# INCIDENTS FOR POCOPSON (TOWNSHIP OF):	10

MUNICIPALITY: ROCKLAND	
Station 25 - Station 25:	
600 - Good intent call, other	1
611 - Dispatched & cancelled en route	1
# Incidents for 25 - Station 25:	2
# INCIDENTS FOR ROCKLAND:	2

Only REVIEWED incidents included.



INCIDENT TYPE	# INCIDENTS
MUNICIPALITY: UPPER OXFORD (TOWNSHIP OF)	
Station 25 - Station 25:	
611 - Dispatched & cancelled en route	1
# Incidents for 25 - Station 25:	1
# INCIDENTS FOR UPPER OXFORD (TOWNSHIP OF):	1

MUNICIPALITY: WEST MARLBOROUGH (TOWNSHIP OF)	
Station 25 - Station 25:	
611 - Dispatched & cancelled en route	1
622 - No incident found on arrival at dispatch address	2
651 - Smoke scare, odor of smoke	1
# Incidents for 25 - Station 25:	4
# INCIDENTS FOR WEST MARLBOROUGH (TOWNSHIP OF):	4

MUNICIPALITY: WINTERTHUR	
Station 25 - Station 25:	
111 - Building fire	1
# Incidents for 25 - Station 25:	1
# INCIDENTS FOR WINTERTHUR:	1

Only REVIEWED incidents included.



Longwood Fire Company


Kennett Square, PA

This report was generated on 9/7/2020 10:51:45 AM



Breakdown by Major Incident Types for Date Range

Zone(s): All Zones | Start Date: 08/01/2020 | End Date: 08/31/2020



MAJOR INCIDENT TYPE	# INCIDENTS	% of TOTAL
Fires	8	6.56%
Overpressure rupture, explosion, overheating - no fire	1	0.82%
Rescue & Emergency Medical Service	28	22.95%
Hazardous Condition (No Fire)	20	16.39%
Service Call	8	6.56%
Good Intent Call	26	21.31%
False Alarm & False Call	31	25.41%
TOTAL	122	100%

Only REVIEWED and/or LOCKED IMPORTED incidents are included. Summary results for a major incident type are not displayed if the count is zero.



Detailed Breakdown by Incident Type

INCIDENT TYPE	# INCIDENTS	% of TOTAL
111 - Building fire	7	5.74%
162 - Outside equipment fire	1	0.82%
251 - Excessive heat, scorch burns with no ignition	1	0.82%
311 - Medical assist, assist EMS crew	2	1.64%
322 - Motor vehicle accident with injuries	4	3.28%
324 - Motor vehicle accident with no injuries.	8	6.56%
341 - Search for person on land	1	0.82%
342 - Search for person in water	1	0.82%
363 - Swift water rescue	12	9.84%
412 - Gas leak (natural gas or LPG)	1	0.82%
424 - Carbon monoxide incident	3	2.46%
442 - Overheated motor	1	0.82%
444 - Power line down	9	7.38%
445 - Arcing, shorted electrical equipment	6	4.92%
531 - Smoke or odor removal	1	0.82%
551 - Assist police or other governmental agency	3	2.46%
553 - Public service	1	0.82%
561 - Unauthorized burning	1	0.82%
571 - Cover assignment, standby, moveup	2	1.64%
600 - Good intent call, other	3	2.46%
611 - Dispatched & cancelled en route	16	13.11%
622 - No incident found on arrival at dispatch address	6	4.92%
651 - Smoke scare, odor of smoke	1	0.82%
733 - Smoke detector activation due to malfunction	7	5.74%
735 - Alarm system sounded due to malfunction	11	9.02%
743 - Smoke detector activation, no fire - unintentional	3	2.46%
744 - Detector activation, no fire - unintentional	2	1.64%
745 - Alarm system activation, no fire - unintentional	4	3.28%
746 - Carbon monoxide detector activation, no CO	4	3.28%
TOTAL INCIDENTS:	122	100%

Only REVIEWED and/or LOCKED IMPORTED incidents are included. Summary results for a major incident type are not displayed if the count is zero.



Longwood Fire Company

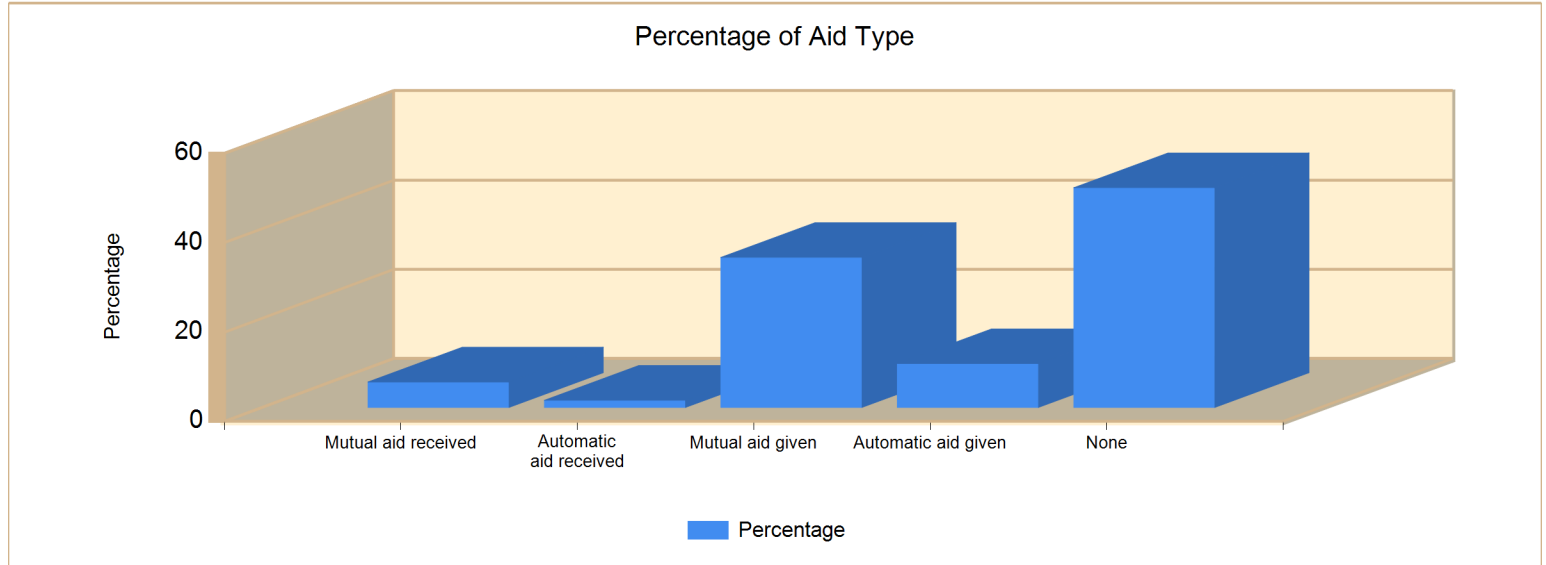
Kennett Square, PA

This report was generated on 9/7/2020 10:48:17 AM



Count of Aid Given and Received for Incidents for Date Range

Start Date: 08/01/2020 | End Date: 08/31/2020



AID TYPE	TOTAL	% of TOTAL
Mutual aid received	7	5.7%
Automatic aid received	2	1.6%
Mutual aid given	41	33.6%
Automatic aid given	12	9.8%
None	60	49.2%

Only REVIEWED incidents included

