

Kennett Fire Company EMS Report

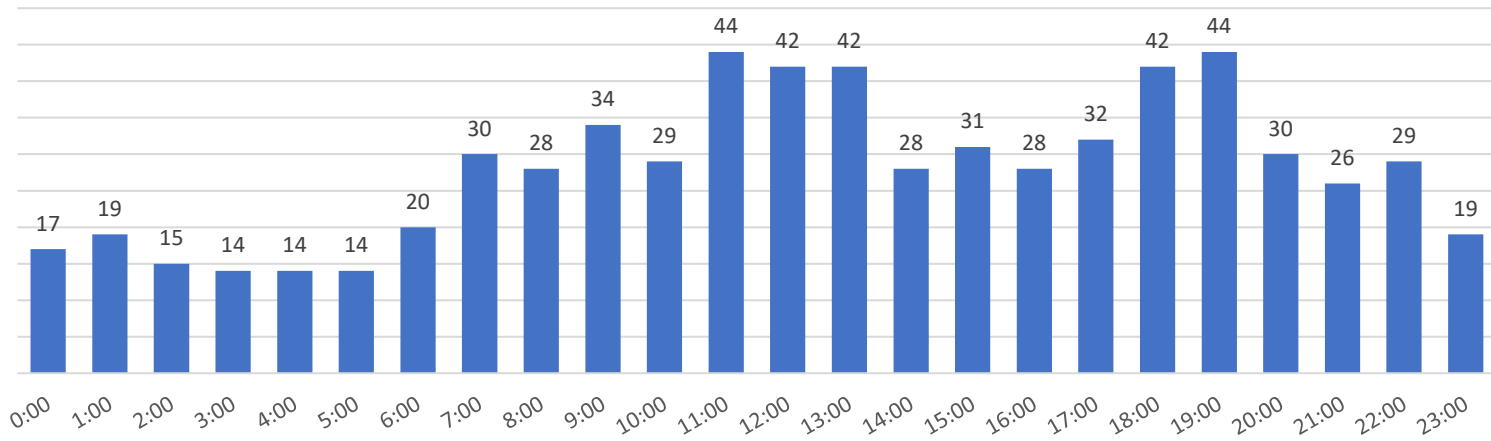
District Total	JAN	FEB	MAR	APR	MAY	JUN	JUL	AUG	SEPT	OCT	NOV	DEC	TOTAL	YTD %
Kennett Sqaure	36	35	42	33	35	47	49	43					320	47%
Kennett Township	48	33	27	29	26	28	39	41					271	40%
Pocopson	4	1	1	2	0	0	0	2					10	1%
East Marlborough	6	3	2	1	1	0	1	1					15	2%
Pennsbury Township	0	4	1	1	3	0	0	0					9	1%
Newlin	0	0	0	0	0	0	0	0					0	0%
Aid Given	3	3	6	4	6	5	10	9					46	7%
Missed Calls	3	3	0	1	2	0	1	3					13	2%
TOTAL	100	82	79	71	73	80	100	99	0	0	0	0	684	100%

Handled Outcomes														
BLS Transport	34	25	27	23	25	38	34	25					231	60%
ALS Transports	36	24	25	10	15	11	16	18					155	40%
Total Transports	70	49	52	33	40	49	50	43	0	0	0	0	386	56%
Refusals	10	10	12	10	11	10	15	10					88	13%
No Services	14	15	13	24	13	20	31	42					172	25%
Recalled	3	4	2	3	7	1	3	1					24	4%
Other	0	1	0	0	0	0	0	0					1	0%
Non Trans. Total	27	30	27	37	31	31	49	53	0	0	0	0	285	42%
Total Volume	97	79	79	70	71	80	99	96	0	0	0	0	671	100%

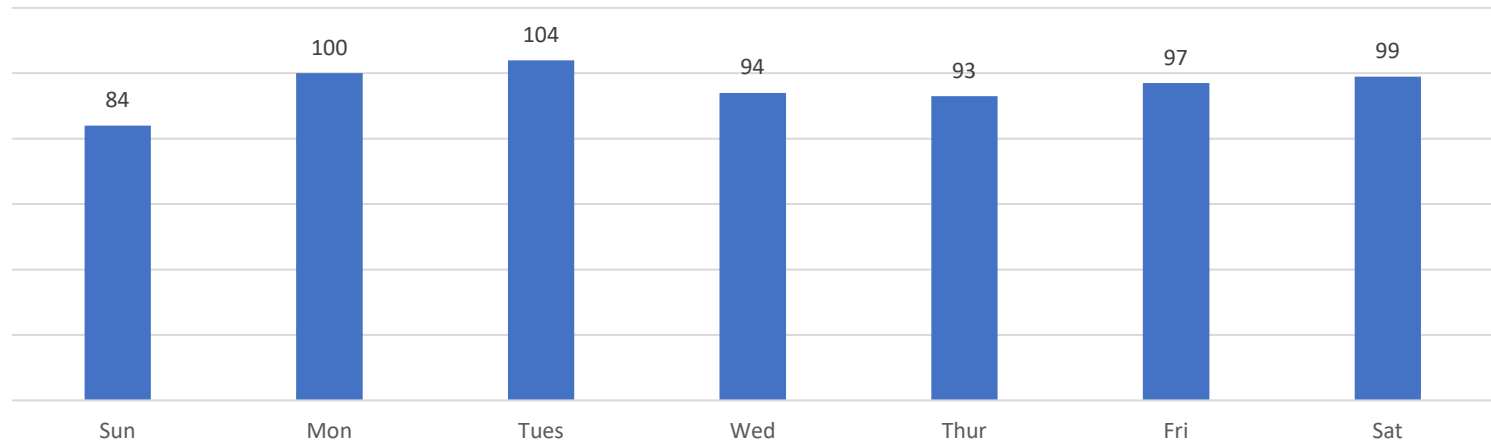
Yearly Call Trends

	Year	2017	2018	2019	2020(YTD)
Total Calls		1096	1136	1276	684

YTD Volume By Hour



YTD Call Volume by Day



Response Time Averages (YTD) **Reported in Minutes**					
Dispatch to Enroute	Enroute to Onscene	Dispatch to Onscene	Onscene Time	Transport Time	Dispatch to Available
1.6	4.7	6.4	18.7	22.5	59.8
Max 4	Max 15	Max 25			Max 150

ALS vs BLS Dispatch		
	Total	%
BLS	64	67%
ALS	32	33%
Total	96	100%
ALS Released	7	22%
ALS Added	1	2%

Covering Agencies	
Agency	Total
Longwood	6
Avondale	9
West Grove	0
New Castle	0
Other	0

ALS Usage	
Longwood	17
SCCEMS	0
Good Fellowship	1
Delaware County	0
New Castle	0

Common Place Incidents		
Name	Total	%
Brandywine Assisted	4	4%
Friends Home	5	5%
Pocopson Home	0	0%
Crosslands	0	0%
Kendal	0	0%
Longwood Gardens	1	1%
Chester County Prison	1	1%
Total	11	

0:00	17	Sun	84
1:00	19	Mon	100
2:00	15	Tues	104
3:00	14	Wed	94
4:00	14	Thur	93
5:00	14	Fri	97
6:00	20	Sat	99
7:00	30		
8:00	28		
9:00	34		
10:00	29		
11:00	44		
12:00	42		
13:00	42		
14:00	28		
15:00	31		
16:00	28		
17:00	32		
18:00	42		
19:00	44		
20:00	30		
21:00	26		
22:00	29		
23:00	19		

25	33	22	21	8	14	11	15	17					141	90.4
94	3	3	2	2	1	0	1	0					12	7.69
55	0	0	0	0	0	0	0	1					1	0.64
NCC	0	0	0	0	0	0	0	0					0	0
Delco	0	0	2	0	0	0	0	0					2	1.28
Covered														
Sta. 25	9	10	6	5	5	2	2	6					45	
Sta. 23	4	2	5	3	5	4	8	9					40	
Sta. 22	0	1	0	0	1	1	1	0					4	
NCC19	0	0	0	0	0	0	0	0					0	
Other	0	0	0	0	0	0	0	0					0	
Total Covers	13	13	11	8	11	7	11	15	0	0	0	0	89	13.3

%
%

%

%
%
%

%

%

%

%

%

%

Hospital Transport Break Down									
	JAN	FEB	MAR	APR	MAY	JUN	JUL	AUG	SEPT
CCH	33	29	23	16	17	20	26	19	
JRH	25	12	19	14	18	20	18	17	
CER	5	4	7	3	4	6	2	2	
AID	3	4	2	0	1	1	3	4	
WILM	2	0	1	0	0	0	0	0	
RMH	0	0	0	0	0	1	0	1	
PMH	1	0	0	0	0	0	0	0	
CCMC	1	0	0	0	0	0	1	0	
BMH	0	0	0	0	0	0	0	0	
REF	10	10	12	10	11	10	15	10	
N/S	14	15	13	24	13	21	31	42	
REC	3	4	2	3	7	1	3	1	
Stanby	0	1	0	0	0	0	0	0	
TOTAL	97	79	79	70	71	80	99	96	0

ALS vs BLS Dispatch Break Down									
	JAN	FEB	MAR	APR	MAY	JUN	JUL	AUG	SEPT
ALS	57	32	36	25	33	37	40	64	
BLS	40	47	43	45	38	43	59	32	
TOTAL	97	79	79	70	71	80	99	96	0

Released vs Upgraded ALS									
	JAN	FEB	MAR	APR	MAY	JUN	JUL	AUG	SEPT
Released	18	7	13	14	12	24	16	7	
Upgraded	1	5	5	1	1	2	2	1	

Response Averages									
	JAN	FEB	MAR	APR	MAY	JUN	JUL	AUG	SEPT
DISP-ER	1.6	1.7	1.6	1.6	1.6	1.6	1.5	1.6	
DISP-AR	6.2	6.2	6.2	6.3	6.3	6.3	6.1	6.4	
ER-AR	4.4	4.4	4.4	4.5	4.5	4.5	4.6	4.7	
AR-TR	17.7	18.3	19.3	19	19	19	17.2	18.7	
TR-TA	23.4	23.7	23.3	22.8	22.5	22.5	21.5	22.5	
DISP-AOR	68.8	67	66	62.6	62	66.2	50.8	59.8	

Missed Calls									
	JAN	FEB	MAR	APR	MAY	JUN	JUL	AUG	SEPT
Missed	3	3	0	1	2	0	1	3	

Transports	3	2	0	0	1	0	3	2	
------------	---	---	---	---	---	---	---	---	--

OCT	NOV	DEC	TOTAL	
			183	27.3 %
			143	21.3 %
			33	4.92 %
			18	2.68 %
			3	0.45 %
			2	0.3 %
			1	0.15 %
			2	0.3 %
			0	
			88	13.1 %
			173	25.8 %
			24	3.58 %
			1	
	TOTAL		671	
0	0	0	671	

OCT	NOV	DEC	TOTAL	
			324	48.3 %
			347	51.7 %
0	0	0	671	

OCT	NOV	DEC	TOTAL	
			111	16.5 %
			18	2.68 %

OCT	NOV	DEC	

OCT	NOV	DEC	TOTAL
			13

			11
--	--	--	----

Kennett Fire Company

Kennett Square, PA

This report was generated on 9/8/2020 7:09:35 AM

Incident Type per Municipality for Date Range

Start Date: 08/01/2020 | End Date: 08/31/2020

INCIDENT TYPE	# INCIDENTS
Municipality: AVONDALE	
360 - Water & ice-related rescue, other	2
# Incidents for Avondale: 2	
Municipality: BIRMINGHAM (TOWNSHIP OF)	
360 - Water & ice-related rescue, other	1
# Incidents for Birmingham (Township of): 1	
Municipality: CHADDS FORD	
360 - Water & ice-related rescue, other	1
# Incidents for Chadds Ford: 1	
Municipality: EAST MARLBOROUGH (TOWNSHIP OF)	
363 - Swift water rescue	1
551 - Assist police or other governmental agency	1
743 - Smoke detector activation, no fire - unintentional	1
# Incidents for East Marlborough (Township of): 3	
Municipality: HOCKESSIN	
611 - Dispatched & cancelled en route	1
# Incidents for Hockessin: 1	
Municipality: KENNETT (TOWNSHIP OF)	
111 - Building fire	1
311 - Medical assist, assist EMS crew	2
322 - Motor vehicle accident with injuries	2
324 - Motor vehicle accident with no injuries.	4
360 - Water & ice-related rescue, other	2
363 - Swift water rescue	1
412 - Gas leak (natural gas or LPG)	1
424 - Carbon monoxide incident	1
553 - Public service	1
571 - Cover assignment, standby, moveup	1
651 - Smoke scare, odor of smoke	1
730 - System malfunction, other	1
733 - Smoke detector activation due to malfunction	1
741 - Sprinkler activation, no fire - unintentional	2
743 - Smoke detector activation, no fire - unintentional	2
# Incidents for Kennett (Township of): 23	
Municipality: KENNETT SQUARE	
311 - Medical assist, assist EMS crew	4
324 - Motor vehicle accident with no injuries.	1

360 - Water & ice-related rescue, other	1
440 - Electrical wiring/equipment problem, other	1
461 - Building or structure weakened or collapsed	1
553 - Public service	1
700 - False alarm or false call, other	1
733 - Smoke detector activation due to malfunction	3
735 - Alarm system sounded due to malfunction	3
900 - Special type of incident, other	1
# Incidents for Kennett Square:	17
Municipality: LONDON GROVE (TOWNSHIP OF)	
111 - Building fire	1
551 - Assist police or other governmental agency	1
# Incidents for London Grove (Township of):	2
Municipality: LONDONDERRY (TOWNSHIP OF)	
112 - Fires in structure other than in a building	1
# Incidents for Londonderry (Township of):	1
Municipality: NEW GARDEN (TOWNSHIP OF)	
360 - Water & ice-related rescue, other	3
424 - Carbon monoxide incident	1
611 - Dispatched & cancelled en route	1
# Incidents for New Garden (Township of):	5
Municipality: POCOPSON (TOWNSHIP OF)	
363 - Swift water rescue	1
# Incidents for Pocopson (Township of):	1
Municipality: PYLESVILLE	
363 - Swift water rescue	1
# Incidents for Pylesville:	1
Municipality: UPPER OXFORD (TOWNSHIP OF)	
360 - Water & ice-related rescue, other	1
# Incidents for Upper Oxford (Township of):	1
Municipality: WEST MARLBOROUGH (TOWNSHIP OF)	
360 - Water & ice-related rescue, other	1
# Incidents for West Marlborough (Township of):	1



Kennett Fire Company

Kennett Square, PA

This report was generated on 9/8/2020 7:11:01 AM



Incident Type Count per Station for Incident Status

Incident Status: Reviewed | Start Date: 08/01/2020 | End Date: 08/31/2020

INCIDENT TYPE
Station: 24 - Kennett Fire Company
Incident Status: Reviewed
111 - Building fire
112 - Fires in structure other than in a building
311 - Medical assist, assist EMS crew
322 - Motor vehicle accident with injuries
324 - Motor vehicle accident with no injuries.
360 - Water & ice-related rescue, other
363 - Swift water rescue
412 - Gas leak (natural gas or LPG)
424 - Carbon monoxide incident
440 - Electrical wiring/equipment problem, other
461 - Building or structure weakened or collapsed
551 - Assist police or other governmental agency
553 - Public service
571 - Cover assignment, standby, moveup
611 - Dispatched & cancelled en route
651 - Smoke scare, odor of smoke
700 - False alarm or false call, other
730 - System malfunction, other
733 - Smoke detector activation due to malfunction
735 - Alarm system sounded due to malfunction
741 - Sprinkler activation, no fire - unintentional
743 - Smoke detector activation, no fire - unintentional
900 - Special type of incident, other
Total Reviewed Incidents for 24 - Kennett Fire Company:

Displays a count of each Incident Type for the selected Date Range, grouped by Station and Incident Status.



INCIDENTS
2
1
6
2
5
12
4
1
2
1
1
2
2
1
2
1
1
1
1
4
3
2
3
1
60

Displays a count of each Incident Type for the selected Date Range, grouped by Station and Incident Status.

Kennett Fire Company

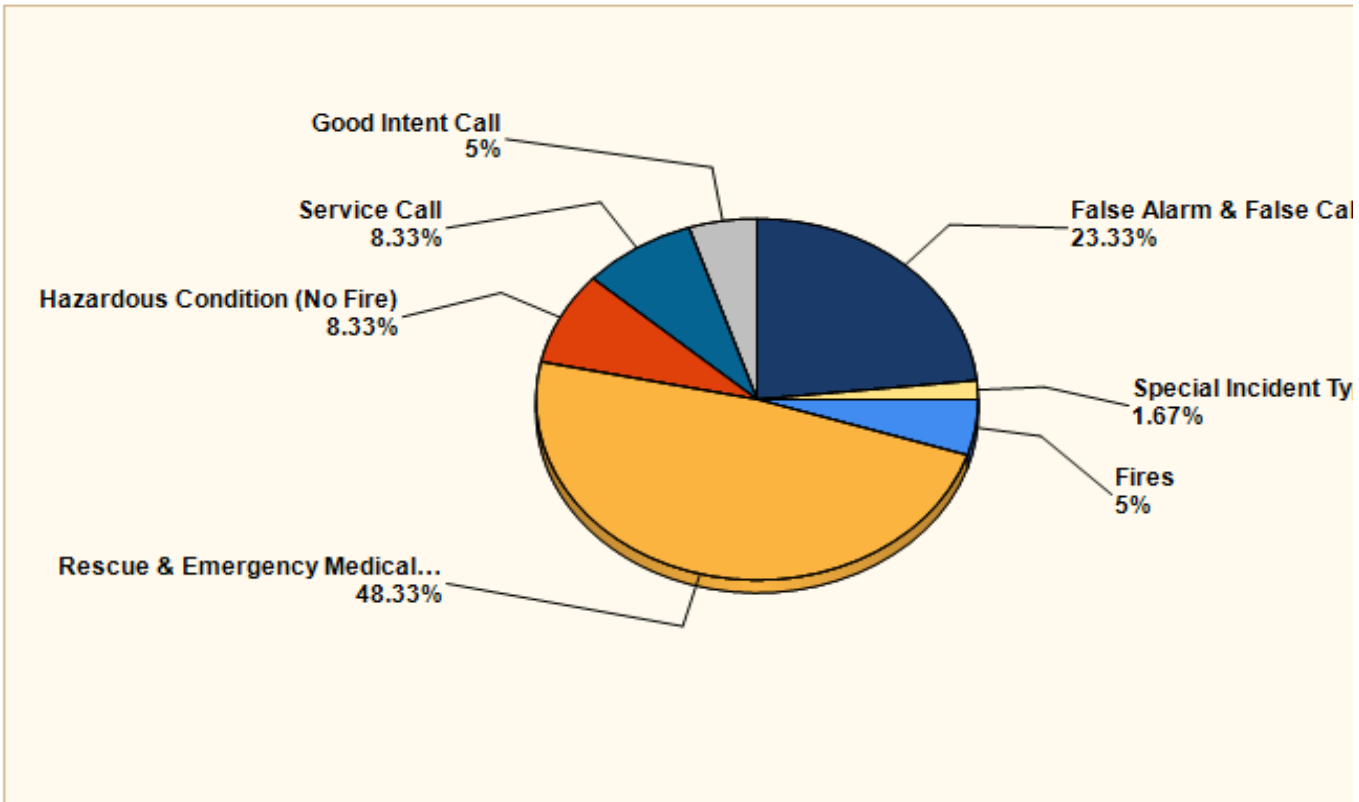


Kennett Square, PA

This report was generated on 9/8/2020 7:08:09 AM

Breakdown by Major Incident Types for Date Range

Zone(s): All Zones | Start Date: 08/01/2020 | End Date: 08/31/2020



MAJOR INCIDENT TYPE	# INCIDENTS	% of TOTAL
Fires	3	5%
Rescue & Emergency Medical Service	29	48.33%
Hazardous Condition (No Fire)	5	8.33%
Service Call	5	8.33%
Good Intent Call	3	5%
False Alarm & False Call	14	23.33%
Special Incident Type	1	1.67%
TOTAL	60	100%



II

pe

Detailed Breakdown by Incident Type

INCIDENT TYPE	# INCIDENTS
111 - Building fire	2
112 - Fires in structure other than in a building	1
311 - Medical assist, assist EMS crew	6
322 - Motor vehicle accident with injuries	2
324 - Motor vehicle accident with no injuries.	5
360 - Water & ice-related rescue, other	12
363 - Swift water rescue	4
412 - Gas leak (natural gas or LPG)	1
424 - Carbon monoxide incident	2
440 - Electrical wiring/equipment problem, other	1
461 - Building or structure weakened or collapsed	1
551 - Assist police or other governmental agency	2
553 - Public service	2
571 - Cover assignment, standby, moveup	1
611 - Dispatched & cancelled en route	2
651 - Smoke scare, odor of smoke	1
700 - False alarm or false call, other	1
730 - System malfunction, other	1
733 - Smoke detector activation due to malfunction	4
735 - Alarm system sounded due to malfunction	3
741 - Sprinkler activation, no fire - unintentional	2
743 - Smoke detector activation, no fire - unintentional	3
900 - Special type of incident, other	1
TOTAL INCIDENTS:	60

% of TOTAL
3.33%
1.67%
10%
3.33%
8.33%
20%
6.67%
1.67%
3.33%
1.67%
1.67%
3.33%
3.33%
1.67%
3.33%
1.67%
1.67%
1.67%
6.67%
5%
3.33%
5%
1.67%
100%