

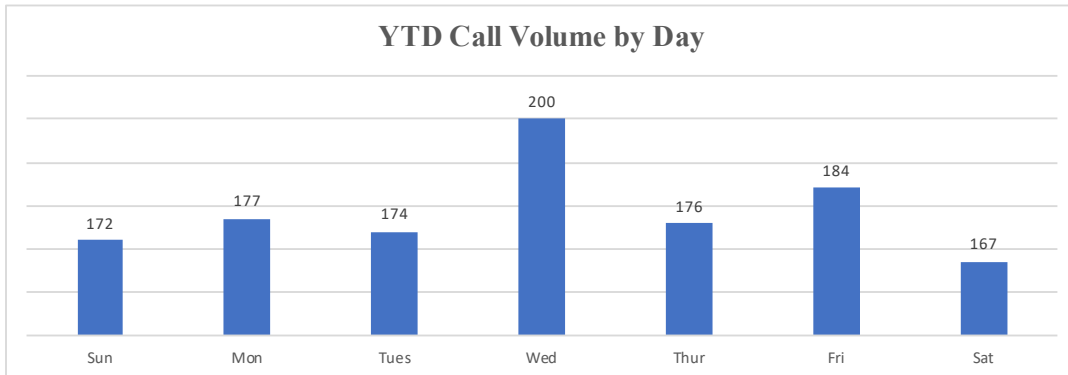
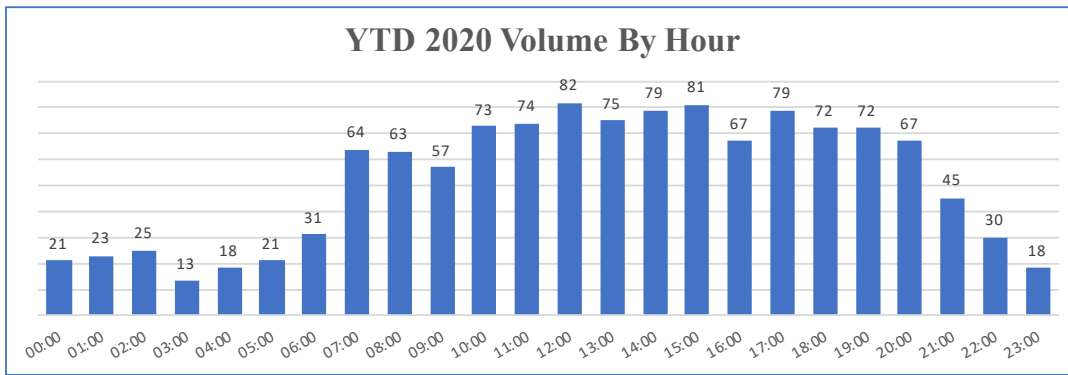


Longwood Fire Company EMS Report 2020



District Total	JAN	FEB	MAR	APR	MAY	JUN	JUL	AUG	SEPT	OCT	NOV	DEC	TOTAL	YTD %
Kennett Sqaure	29	12	27	11	23	25	31						158	13%
Kennett Township	50	42	38	34	23	33	44						264	22%
Pocopson	39	32	36	28	22	26	41						224	18%
East Marlborough	53	42	39	30	45	25	45						279	23%
Pennsbury Township	24	29	24	21	15	27	21						161	13%
Newlin	0	2	4	0	3	7	1						17	1%
Aid Given	16	12	7	8	10	11	16						80	7%
Missed Calls	8	3	5	6	4	1	4						31	3%
TOTAL	219	174	180	138	145	155	203	0	0	0	0	0	1214	100%

Handled Outcomes	* Based on Charts written for Incidents													
BLS Transport	57	39	44	31	23	35	37						266	35%
ALS Transports	94	76	77	48	61	63	81						500	65%
Total Transports	151	115	121	79	84	98	118	0	0	0	0	0	766	63%
Refusals	22	19	19	18	29	20	29						156	13%
No Services	20	11	13	13	17	11	20						105	9%
Recalled	22	25	19	17	20	24	29						156	13%
Other	11	8	3	8	7	7	10						54	4%
Non Trans. Total	75	63	54	56	73	62	88	0	0	0	0	0	471	39%
Total Volume	226	178	175	135	157	160	206	0	0	0	0	0	1237	
Scheduled EMS Event	11	2	1	0	0	0	0						14	
Yearly Call Trends														
	Year		2017		2018		2019		2020(YTD)					
	Total Calls		2231		2278		2403		1214					



Response Time Averages (July)					
Reported in Minutes					
Dispatch to Enroute	Enroute to Onscene	Dispatch to Onscene	Onscene Time	Transport Time	Dispatch to Available
2.01	6.1	7.91	15.12	22.55	58.82
Max 4	Max 15	Max 25		Max 90	Max 150

ALS vs BLS Dispatch *		
	Total	%
BLS	103	50%
ALS	103	50%
Total	206	100%
*25 Doesn't Track		

BLS Cover Units	
Agency	Total
Kennett	1
Avondale	1
GFAC	0
Concordville	2

ALS Cover Units	
Agency	Total
SCCEMS 94-1	0
SCCEMS 94-2	1
Good Fellowship	0
Concordville	2
New Castle	0

Common Place Incidents		
Name	Total	%
Brandywine Assisted	1	0%
Friends Home	7	3%
Pocopson Home	8	4%
Crosslands	9	4%
Kendal	0	0%
Longwood Gardens	3	1%
Chester County Prison	12	6%
Total	40	

Call Types YTD		
Criteria		
Date From: 01/01/2020		
Date To: 07/31/2020		
ALL by Medical Category		
Group	Count	Pct
ALS - Abdominal Pain	32	2.6
ALS - Allergic/Med Reaction	14	1.1
ALS - Assault w/Injury	1	0.1
ALS - Back Pain	4	0.3
ALS - CVA/Stroke	47	3.8
ALS - Cardiac Problems	121	9.7
ALS - Cardiac/Resp Arrest	32	2.6
ALS - Choking	4	0.3
ALS - Diabetic Emergency	18	1.4
ALS - Emotional Disorder	7	0.6
ALS - Equestrian Injury	1	0.1
ALS - Exposure to Heat/Cold	4	0.3
ALS - Fall	34	2.7
ALS - Hemorrhaging	14	1.1
ALS - Hypotension	16	1.3
ALS - Injured Person	8	0.6
ALS - Maternity/Labor Pains	1	0.1
ALS - Overdose	29	2.3
ALS - Respiratory Difficulty	119	9.5
ALS - Seizures	26	2.1
ALS - Shooting	5	0.4
ALS - Syncope	31	2.5
ALS - Unconscious Person	15	1.2
ALS - Unresponsive Person	25	2.0
Accident - ALS	22	1.8
Accident - BLS	50	4.0
Accident - Entrapment	4	0.3
Accident - Involving Fire	2	0.2
Accident - Pedestrian	3	0.2
Alarm - BLS Medical	17	1.4
Alarm - Carbon Monoxide	6	0.5
BLS - Abdominal Pain	2	0.2
BLS - Allergic/Med Reaction	32	2.6
BLS - Back Pain	18	1.4
BLS - DGA	7	0.6
BLS - Emotional Disorder	27	2.2
BLS - Equestrian Injury	1	0.1
BLS - Exposure to Heat/Cold	1	0.1
BLS - Fall / Lift Assist	111	8.9
BLS - Hemorrhaging	17	1.4
BLS - Injured Person	60	4.8
BLS - Maternity/Labor Pain	4	0.3
BLS - Overdose	8	0.6
BLS - Seizures	1	0.1
BLS - Sick Person	132	10.6
BLS - Syncope	11	0.9
BLS - Unknown Nature	15	1.2
EMS - Non-Emergency Trans	1	0.1
EMS - Stand By - Event	14	1.1
EMS - Stand By - Fire	34	2.7
EMS Assist	1	0.1
EMS Reallocate	5	0.4
Fire - Hazmat	6	0.5
Fire - Industrial Accident	1	0.1
Fire - Other Type Rescue	3	0.2
Fire - Water Rescue	6	0.5
Lift Assist - No Injury	2	0.2
Sick Person	10	0.8
Stand By - EMS	5	0.4
Total:	1250	

Special Activites Report
Car Seat Inspections: 1
We are accepting appts for checks
Training Provided:
Staff Training:
Special Events Details:
Community Outreach:
*Posted Videos related to COVID on FB
Longwood Gardens Event Hrs: = 0

Longwood Fire Company

Kennett Square, PA

This report was generated on 8/11/2020 1:21:15 PM



Incident Count by Weekday and Hour for Zone for Shift for Date Range

Shift(s): All Shifts | Zone: All Zones | Start Date: 07/01/2020 | End Date: 07/31/2020

Hour	Sun	Mon	Tue	Wed	Thu	Fri	Sat
00:00	1	0	0	0	0	0	0
01:00	0	0	0	0	0	0	0
02:00	0	0	0	0	0	0	0
03:00	0	0	0	0	0	0	0
04:00	0	1	0	0	0	0	0
05:00	0	0	0	0	0	0	1
06:00	1	0	0	0	0	1	0
07:00	1	0	1	1	0	1	0
08:00	0	0	0	1	0	0	0
09:00	1	0	0	0	0	0	2
10:00	1	0	1	0	2	0	0
11:00	0	0	0	0	0	2	0
12:00	0	0	1	1	1	0	0
13:00	1	0	0	1	1	0	1
14:00	0	2	1	0	0	3	0
15:00	0	1	0	0	1	3	0
16:00	1	1	2	2	0	1	0
17:00	0	1	1	0	0	0	2
18:00	2	0	0	0	0	1	1
19:00	0	1	0	0	0	0	1
20:00	1	2	0	0	0	1	0
21:00	1	0	0	0	0	0	1
22:00	0	0	0	1	0	0	3
23:00	0	0	0	0	0	0	0
Total Responses for Day	11	9	7	7	5	13	12
% of Responses for Day	18.18%	22.22%	28.57%	28.57%	40.00%	23.08%	25.00%
% of Responses for Week	17.19%	14.06%	10.94%	10.94%	7.81%	20.31%	18.75%

Hour	Total per Hour	Percent
00:00	1	1.56%
01:00	0	0.00%
02:00	0	0.00%
03:00	0	0.00%
04:00	1	1.56%
05:00	1	1.56%
06:00	2	3.13%
07:00	4	6.25%
08:00	1	1.56%
09:00	3	4.69%
10:00	4	6.25%
11:00	2	3.13%
12:00	3	4.69%
13:00	4	6.25%
14:00	6	9.38%
15:00	5	7.81%
16:00	7	10.94%
17:00	4	6.25%
18:00	4	6.25%
19:00	2	3.13%
20:00	4	6.25%
21:00	2	3.13%
22:00	4	6.25%
23:00	0	0.00%
Total	64	100.00%

Incident Count by Weekday and Hour for Zone, for Shift and Date Range. Zone information is defined on the Basic Info 3 screen of an incident. Only REVIEWED incidents included. Maximum call volumes for each day are shown with a RED background, and maximum call volumes for each hour are shown with a BLUE background. "% of Responses for Day" indicates the maximum hourly call volume as percentage of total calls for the day of the week. "% of Responses for Week" indicates the total number of calls for the day of the week as a percentage of total calls.

Longwood Fire Company

Kennett Square, PA

This report was generated on 8/11/2020 1:19:59 PM



Incident Type Count per Municipality per Station for Date Range

Start Date: 07/01/2020 | End Date: 07/31/2020

INCIDENT TYPE	# INCIDENTS
MUNICIPALITY: BIRMINGHAM (TOWNSHIP OF)	
Station 25 - Station 25:	
111 - Building fire	1
311 - Medical assist, assist EMS crew	1
# Incidents for 25 - Station 25:	2
# INCIDENTS FOR BIRMINGHAM (TOWNSHIP OF):	2

MUNICIPALITY: CENTREVILLE (CENTERVILLE)	
Station 25 - Station 25:	
611 - Dispatched & cancelled en route	1
# Incidents for 25 - Station 25:	1
# INCIDENTS FOR CENTREVILLE (CENTERVILLE):	1

MUNICIPALITY: EAST BRADFORD (TOWNSHIP OF)	
Station 25 - Station 25:	
111 - Building fire	1
# Incidents for 25 - Station 25:	1
# INCIDENTS FOR EAST BRADFORD (TOWNSHIP OF):	1

MUNICIPALITY: EAST MARLBOROUGH (TOWNSHIP OF)	
Station 25 - Station 25:	
111 - Building fire	1
142 - Brush or brush-and-grass mixture fire	2
311 - Medical assist, assist EMS crew	2
322 - Motor vehicle accident with injuries	1
413 - Oil or other combustible liquid spill	1
444 - Power line down	1

Only REVIEWED incidents included.

INCIDENT TYPE	# INCIDENTS
553 - Public service	1
733 - Smoke detector activation due to malfunction	2
# Incidents for 25 - Station 25:	11
# INCIDENTS FOR EAST MARLBOROUGH (TOWNSHIP OF):	11

MUNICIPALITY: FRANKLIN (TOWNSHIP OF)	
Station 25 - Station 25:	
361 - Swimming/recreational water areas rescue	1
# Incidents for 25 - Station 25:	1
# INCIDENTS FOR FRANKLIN (TOWNSHIP OF):	1

MUNICIPALITY: KENNETT (TOWNSHIP OF)	
Station 25 - Station 25:	
113 - Cooking fire, confined to container	1
311 - Medical assist, assist EMS crew	1
324 - Motor vehicle accident with no injuries.	1
444 - Power line down	3
445 - Arcing, shorted electrical equipment	1
551 - Assist police or other governmental agency	1
553 - Public service	1
600 - Good intent call, other	1
735 - Alarm system sounded due to malfunction	1
745 - Alarm system activation, no fire - unintentional	1
# Incidents for 25 - Station 25:	12
# INCIDENTS FOR KENNETT (TOWNSHIP OF):	12

MUNICIPALITY: KENNETT SQUARE	
Station 25 - Station 25:	
151 - Outside rubbish, trash or waste fire	1
311 - Medical assist, assist EMS crew	1

Only REVIEWED incidents included.

INCIDENT TYPE	# INCIDENTS
500 - Service Call, other	1
# Incidents for 25 - Station 25:	3
# INCIDENTS FOR KENNETT SQUARE:	3

MUNICIPALITY: LOWER OXFORD (TOWNSHIP OF)	
Station 25 - Station 25:	
611 - Dispatched & cancelled en route	1
# Incidents for 25 - Station 25:	1
# INCIDENTS FOR LOWER OXFORD (TOWNSHIP OF):	1

MUNICIPALITY: NEW GARDEN (TOWNSHIP OF)	
Station 25 - Station 25:	
111 - Building fire	1
# Incidents for 25 - Station 25:	1
# INCIDENTS FOR NEW GARDEN (TOWNSHIP OF):	1

MUNICIPALITY: NEW LONDON (TOWNSHIP OF)	
Station 25 - Station 25:	
611 - Dispatched & cancelled en route	1
# Incidents for 25 - Station 25:	1
# INCIDENTS FOR NEW LONDON (TOWNSHIP OF):	1

MUNICIPALITY: PENNSBURY (TOWNSHIP OF)	
Station 25 - Station 25:	
113 - Cooking fire, confined to container	1
142 - Brush or brush-and-grass mixture fire	1
151 - Outside rubbish, trash or waste fire	1
311 - Medical assist, assist EMS crew	2

Only REVIEWED incidents included.

INCIDENT TYPE	# INCIDENTS
324 - Motor vehicle accident with no injuries.	1
363 - Swift water rescue	1
733 - Smoke detector activation due to malfunction	1
736 - CO detector activation due to malfunction	1
743 - Smoke detector activation, no fire - unintentional	1
# Incidents for 25 - Station 25:	10
# INCIDENTS FOR PENNSBURY (TOWNSHIP OF):	10

MUNICIPALITY: POCOPSON (TOWNSHIP OF)	
Station 25 - Station 25:	
311 - Medical assist, assist EMS crew	1
324 - Motor vehicle accident with no injuries.	1
412 - Gas leak (natural gas or LPG)	2
445 - Arcing, shorted electrical equipment	2
551 - Assist police or other governmental agency	2
651 - Smoke scare, odor of smoke	1
743 - Smoke detector activation, no fire - unintentional	2
745 - Alarm system activation, no fire - unintentional	1
746 - Carbon monoxide detector activation, no CO	1
# Incidents for 25 - Station 25:	13
# INCIDENTS FOR POCOPSON (TOWNSHIP OF):	13

MUNICIPALITY: WEST BRADFORD (TOWNSHIP OF)	
Station 25 - Station 25:	
611 - Dispatched & cancelled en route	1
# Incidents for 25 - Station 25:	1
# INCIDENTS FOR WEST BRADFORD (TOWNSHIP OF):	1

Only REVIEWED incidents included.

INCIDENT TYPE	# INCIDENTS
MUNICIPALITY: WEST MARLBOROUGH (TOWNSHIP OF)	
Station 25 - Station 25:	
700 - False alarm or false call, other	1
# Incidents for 25 - Station 25:	1
# INCIDENTS FOR WEST MARLBOROUGH (TOWNSHIP OF):	1

MUNICIPALITY: WILMINGTON	
Station 25 - Station 25:	
162 - Outside equipment fire	1
324 - Motor vehicle accident with no injuries.	1
600 - Good intent call, other	2
744 - Detector activation, no fire - unintentional	1
# Incidents for 25 - Station 25:	5
# INCIDENTS FOR WILMINGTON:	5

Only REVIEWED incidents included.

Longwood Fire Company

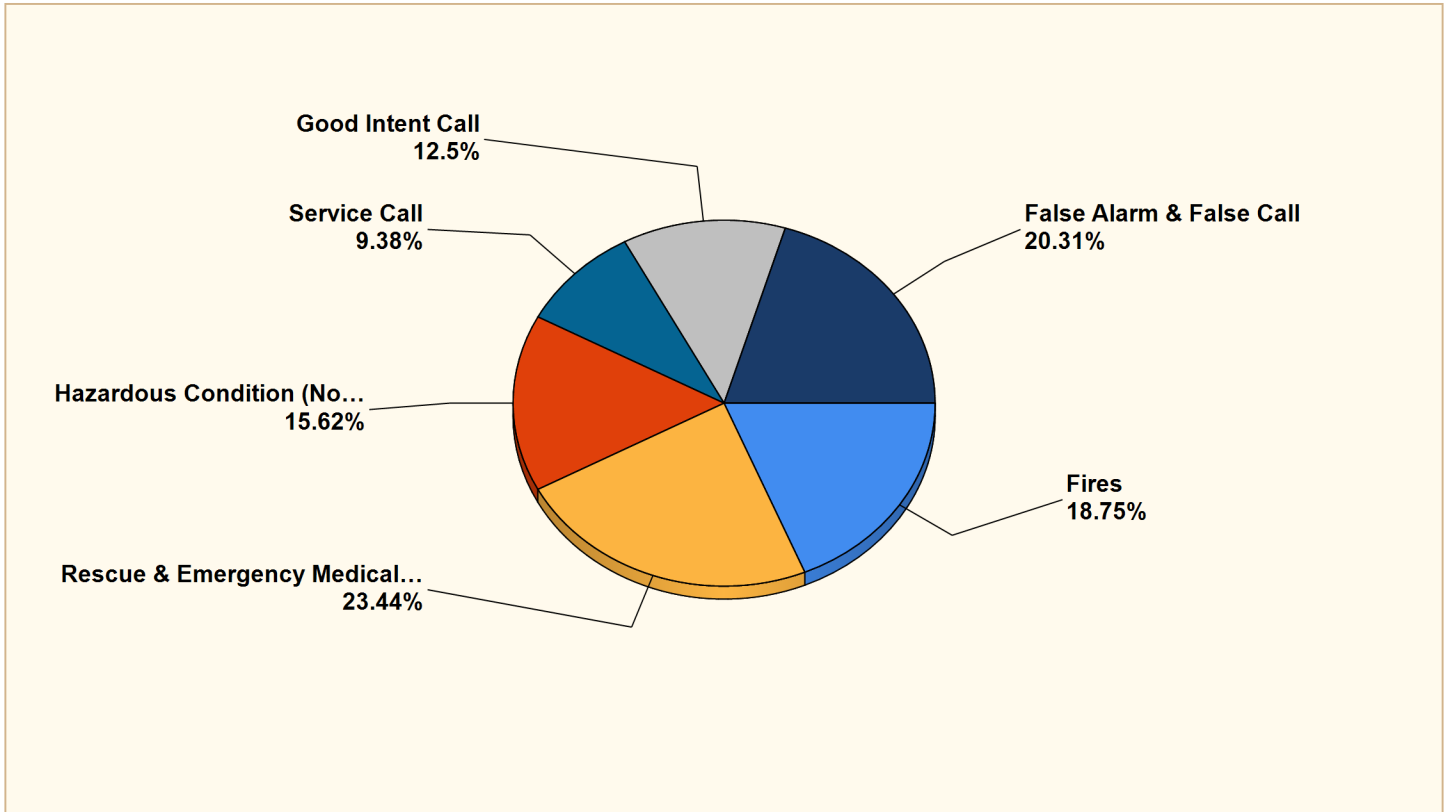
Kennett Square, PA

This report was generated on 8/11/2020 1:19:19 PM



Breakdown by Major Incident Types for Date Range

Zone(s): All Zones | Start Date: 07/01/2020 | End Date: 07/31/2020



MAJOR INCIDENT TYPE	# INCIDENTS	% of TOTAL
Fires	12	18.75%
Rescue & Emergency Medical Service	15	23.44%
Hazardous Condition (No Fire)	10	15.62%
Service Call	6	9.38%
Good Intent Call	8	12.5%
False Alarm & False Call	13	20.31%
TOTAL	64	100%

Only REVIEWED and/or LOCKED IMPORTED incidents are included. Summary results for a major incident type are not displayed if the count is zero.

Detailed Breakdown by Incident Type

INCIDENT TYPE	# INCIDENTS	% of TOTAL
111 - Building fire	4	6.25%
113 - Cooking fire, confined to container	2	3.12%
142 - Brush or brush-and-grass mixture fire	3	4.69%
151 - Outside rubbish, trash or waste fire	2	3.12%
162 - Outside equipment fire	1	1.56%
311 - Medical assist, assist EMS crew	8	12.5%
322 - Motor vehicle accident with injuries	1	1.56%
324 - Motor vehicle accident with no injuries.	4	6.25%
361 - Swimming/recreational water areas rescue	1	1.56%
363 - Swift water rescue	1	1.56%
412 - Gas leak (natural gas or LPG)	2	3.12%
413 - Oil or other combustible liquid spill	1	1.56%
444 - Power line down	4	6.25%
445 - Arcing, shorted electrical equipment	3	4.69%
500 - Service Call, other	1	1.56%
551 - Assist police or other governmental agency	3	4.69%
553 - Public service	2	3.12%
600 - Good intent call, other	3	4.69%
611 - Dispatched & cancelled en route	4	6.25%
651 - Smoke scare, odor of smoke	1	1.56%
700 - False alarm or false call, other	1	1.56%
733 - Smoke detector activation due to malfunction	3	4.69%
735 - Alarm system sounded due to malfunction	1	1.56%
736 - CO detector activation due to malfunction	1	1.56%
743 - Smoke detector activation, no fire - unintentional	3	4.69%
744 - Detector activation, no fire - unintentional	1	1.56%
745 - Alarm system activation, no fire - unintentional	2	3.12%
746 - Carbon monoxide detector activation, no CO	1	1.56%
TOTAL INCIDENTS:	64	100%

Only REVIEWED and/or LOCKED IMPORTED incidents are included. Summary results for a major incident type are not displayed if the count is zero.

Longwood Fire Company

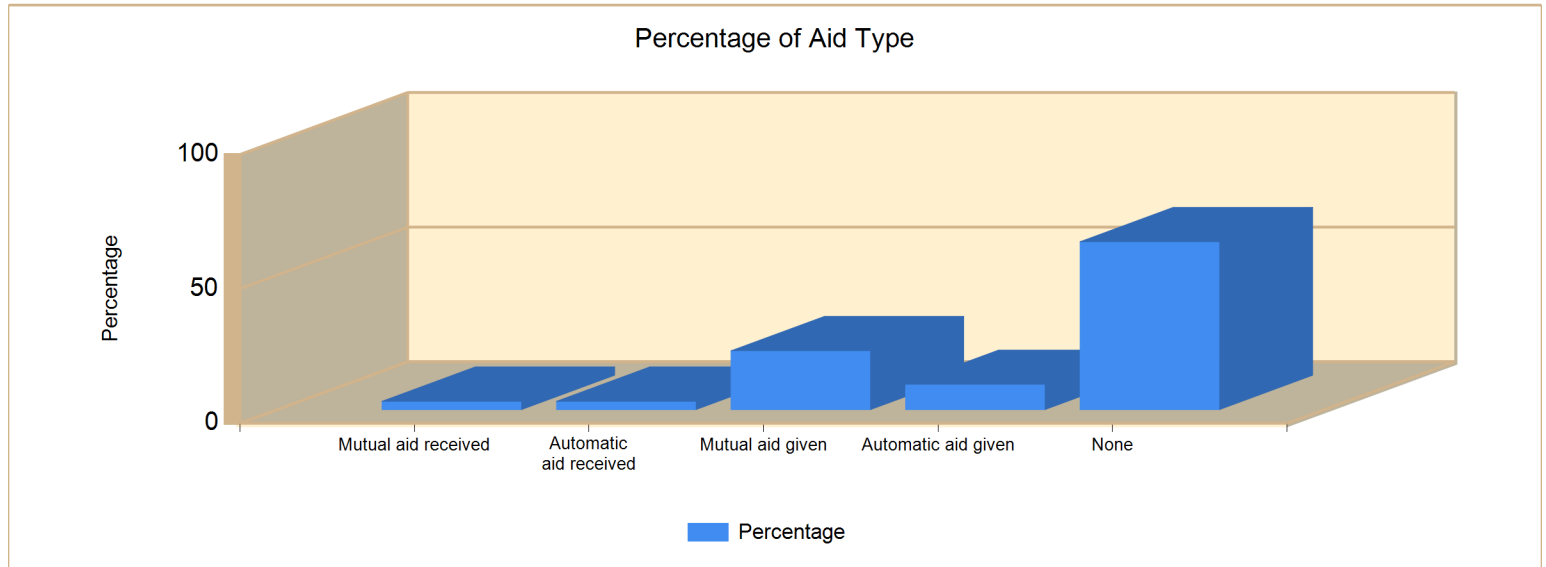
Kennett Square, PA

This report was generated on 8/11/2020 1:20:50 PM



Count of Aid Given and Received for Incidents for Date Range

Start Date: 07/01/2020 | End Date: 07/31/2020



AID TYPE	TOTAL	% of TOTAL
Mutual aid received	2	3.1%
Automatic aid received	2	3.1%
Mutual aid given	14	21.9%
Automatic aid given	6	9.4%
None	40	62.5%

Only REVIEWED incidents included