

## Kennett Fire Company EMS Report

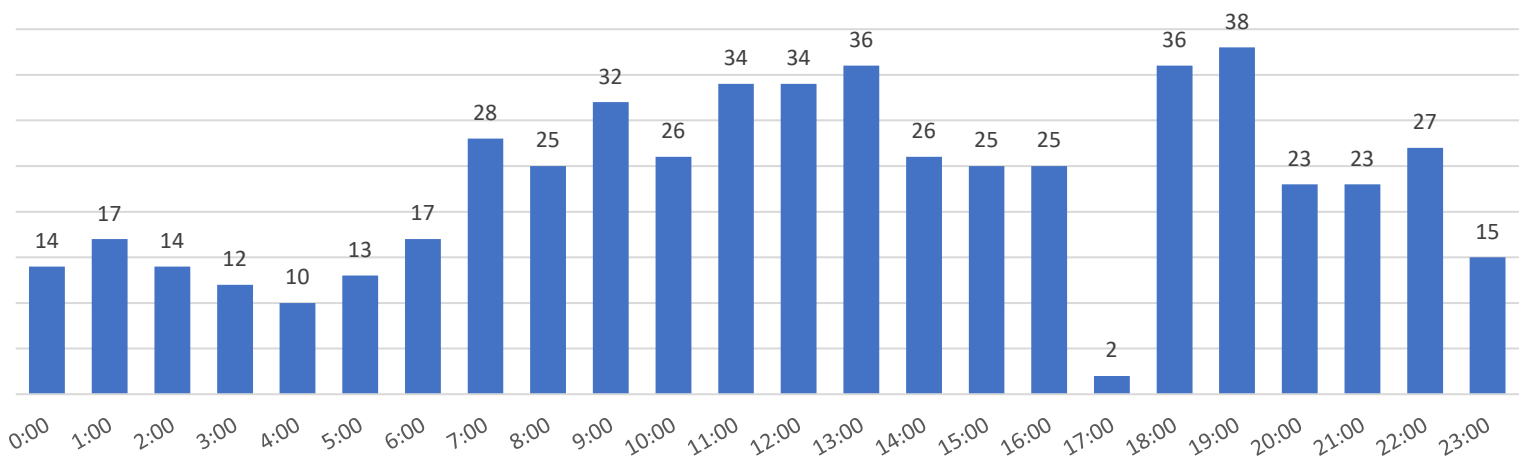
District Total	JAN	FEB	MAR	APR	MAY	JUN	JUL	AUG	SEPT	OCT	NOV	DEC	TOTAL	YTD %
Kennett Sqaure	36	35	42	33	35	47	49						277	47%
Kennett Township	48	33	27	29	26	28	39						230	39%
Pocopson	4	1	1	2	0	0	0						8	1%
East Marlborough	6	3	2	1	1	0	1						14	2%
Pennsbury Township	0	4	1	1	3	0	0						9	2%
Newlin	0	0	0	0	0	0	0						0	0%
Aid Given	3	3	6	4	6	5	10						37	6%
Missed Calls	3	3	0	1	2	0	1						10	2%
<b>TOTAL</b>	<b>100</b>	<b>82</b>	<b>79</b>	<b>71</b>	<b>73</b>	<b>80</b>	<b>100</b>	<b>0</b>	<b>0</b>	<b>0</b>	<b>0</b>	<b>0</b>	<b>585</b>	<b>100%</b>

Handled Outcomes															
BLS Transport	34	25	27	23	25	38	34							206	60%
ALS Transports	36	24	25	10	15	11	16							137	40%
<b>Total Transports</b>	<b>70</b>	<b>49</b>	<b>52</b>	<b>33</b>	<b>40</b>	<b>49</b>	<b>50</b>	<b>0</b>	<b>0</b>	<b>0</b>	<b>0</b>	<b>0</b>	<b>343</b>	<b>59%</b>	
Refusals	10	10	12	10	11	10	15							78	13%
No Services	14	15	13	24	13	20	31							130	22%
Recalled	3	4	2	3	7	1	3							23	4%
Other	0	1	0	0	0	0	0							1	0%
<b>Non Trans. Total</b>	<b>27</b>	<b>30</b>	<b>27</b>	<b>37</b>	<b>31</b>	<b>31</b>	<b>49</b>	<b>0</b>	<b>0</b>	<b>0</b>	<b>0</b>	<b>0</b>	<b>232</b>	<b>40%</b>	
Total Volume	97	79	79	70	71	80	99	0	0	0	0	0	575	100%	

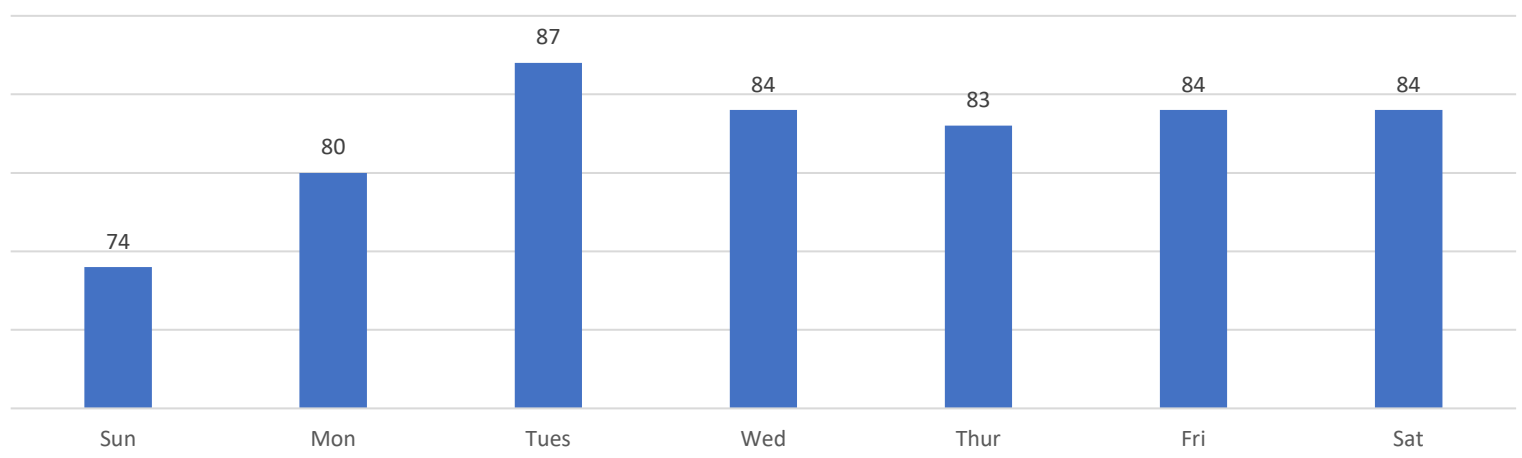
### Yearly Call Trends

	Year	2017	2018	2019	2020(YTD)
Total Calls		1096	1136	1276	585

### YTD Volume By Hour



### YTD Call Volume by Day



Response Time Averages (YTD) **Reported in Minutes**					
Dispatch to Enroute	Enroute to Onscene	Dispatch to Onscene	Onscene Time	Transport Time	Dispatch to Available
1.5	4.6	6.1	17.2	21.5	50.8
Max 4	Max 15	Max 25			Max 150

ALS vs BLS Dispatch		
	Total	%
BLS	59	60%
ALS	40	40%
Total	99	100%
ALS Released	16	40%
ALS Added	2	3%

Covering Agencies	
Agency	Total
Longwood	2
Avondale	8
West Grove	1
New Castle	0
Other	0

ALS Usage	
Longwood	15
SCCEMS	1
Good Fellowship	0
Delaware County	0
New Castle	0

Common Place Incidents		
Name	Total	%
Brandywine Assisted	4	4%
Friends Home	6	6%
Pocopson Home	0	0%
Crosslands	0	0%
Kendal	0	0%
Longwood Gardens	0	0%
Chester County Prison	0	0%
Total	10	



0:00	14	Sun	74
1:00	17	Mon	80
2:00	14	Tues	87
3:00	12	Wed	84
4:00	10	Thur	83
5:00	13	Fri	84
6:00	17	Sat	84
7:00	28		
8:00	25		
9:00	32		
10:00	26		
11:00	34		
12:00	34		
13:00	36		
14:00	26		
15:00	25		
16:00	25		
17:00	2		
18:00	36		
19:00	38		
20:00	23		
21:00	23		
22:00	27		
23:00	15		



25	33	22	21	8	14	11	15						124	89.9
94	3	3	2	2	1	0	1						12	8.7
55	0	0	0	0	0	0	0						0	0
NCC	0	0	0	0	0	0	0						0	0
Delco	0	0	2	0	0	0	0						2	1.45
<b>Covered</b>														
Sta. 25	9	10	6	5	5	2	2						39	
Sta. 23	4	2	5	3	5	4	8						31	
Sta. 22	0	1	0	0	1	1	1						4	
NCC19	0	0	0	0	0	0	0						0	
Other	0	0	0	0	0	0	0						0	
<b>Total Covers</b>	<b>13</b>	<b>13</b>	<b>11</b>	<b>8</b>	<b>11</b>	<b>7</b>	<b>11</b>	<b>0</b>	<b>0</b>	<b>0</b>	<b>0</b>	<b>0</b>	<b>74</b>	<b>12.9</b>

%  
%

%

%  
%  
%



%

%

%

%

%

%

Hospital Transport Break Down									
	JAN	FEB	MAR	APR	MAY	JUN	JUL	AUG	SEPT
CCH	33	29	23	16	17	20	26		
JRH	25	12	19	14	18	20	18		
CER	5	4	7	3	4	6	2		
AID	3	4	2	0	1	1	3		
WILM	2	0	1	0	0	0	0		
RMH	0	0	0	0	0	1	0		
PMH	1	0	0	0	0	0	0		
CCMC	1	0	0	0	0	0	1		
BMH	0	0	0	0	0	0	0		
REF	10	10	12	10	11	10	15		
N/S	14	15	13	24	13	21	31		
REC	3	4	2	3	7	1	3		
Stanby	0	1	0	0	0	0	0		
<b>TOTAL</b>	<b>97</b>	<b>79</b>	<b>79</b>	<b>70</b>	<b>71</b>	<b>80</b>	<b>99</b>	<b>0</b>	<b>0</b>

ALS vs BLS Dispatch Break Down									
	JAN	FEB	MAR	APR	MAY	JUN	JUL	AUG	SEPT
ALS	57	32	36	25	33	37	40		
BLS	40	47	43	45	38	43	59		
<b>TOTAL</b>	<b>97</b>	<b>79</b>	<b>79</b>	<b>70</b>	<b>71</b>	<b>80</b>	<b>99</b>	<b>0</b>	<b>0</b>

Released vs Upgraded ALS									
	JAN	FEB	MAR	APR	MAY	JUN	JUL	AUG	SEPT
Released	18	7	13	14	12	24	16		
Upgraded	1	5	5	1	1	2	2		

Response Averages									
	JAN	FEB	MAR	APR	MAY	JUN	JUL	AUG	SEPT
DISP-ER	1.6	1.7	1.6	1.6	1.6	1.6	1.5		
DISP-AR	6.2	6.2	6.2	6.3	6.3	6.3	6.1		
ER-AR	4.4	4.4	4.4	4.5	4.5	4.5	4.6		
AR-TR	17.7	18.3	19.3	19	19	19	17.2		
TR-TA	23.4	23.7	23.3	22.8	22.5	22.5	21.5		
DISP-AOR	68.8	67	66	62.6	62	66.2	50.8		

Missed Calls									
	JAN	FEB	MAR	APR	MAY	JUN	JUL	AUG	SEPT
Missed	3	3	0	1	2	0	1		

Transports	3	2	0	0	1	0	3		
------------	---	---	---	---	---	---	---	--	--

OCT	NOV	DEC	TOTAL	
			164	28.5 %
			126	21.9 %
			31	5.39 %
			14	2.43 %
			3	0.52 %
			1	0.17 %
			1	0.17 %
			2	0.35 %
			0	
			78	13.6 %
			131	22.8 %
			23	4 %
			1	
	<b>TOTAL</b>		<b>575</b>	
<b>0</b>	<b>0</b>	<b>0</b>	<b>575</b>	

OCT	NOV	DEC	TOTAL	
			260	45.2 %
			315	54.8 %
<b>0</b>	<b>0</b>	<b>0</b>	<b>575</b>	

OCT	NOV	DEC	TOTAL	
			104	18.1 %
			17	2.96 %

OCT	NOV	DEC	

OCT	NOV	DEC	TOTAL
			10

			9
--	--	--	---

# Kennett Fire Company

Kennett Square, PA

This report was generated on 8/11/2020 7:40:04 AM



## Incident Type per Municipality for Date Range

Start Date: 07/01/2020 | End Date: 07/31/2020

INCIDENT TYPE	# INCIDENTS
<b>Municipality: EAST MARLBOROUGH (TOWNSHIP OF)</b>	
111 - Building fire	1
<b># Incidents for East Marlborough (Township of): 1</b>	
<b>Municipality: FRANKLIN (TOWNSHIP OF)</b>	
360 - Water & ice-related rescue, other	1
<b># Incidents for Franklin (Township of): 1</b>	
<b>Municipality: KENNETT (TOWNSHIP OF)</b>	
100 - Fire, other	1
311 - Medical assist, assist EMS crew	3
322 - Motor vehicle accident with injuries	1
324 - Motor vehicle accident with no injuries.	2
551 - Assist police or other governmental agency	1
733 - Smoke detector activation due to malfunction	2
740 - Unintentional transmission of alarm, other	1
743 - Smoke detector activation, no fire - unintentional	2
745 - Alarm system activation, no fire - unintentional	1
<b># Incidents for Kennett (Township of): 14</b>	
<b>Municipality: KENNETT SQUARE</b>	
311 - Medical assist, assist EMS crew	2
322 - Motor vehicle accident with injuries	2
412 - Gas leak (natural gas or LPG)	1
442 - Overheated motor	1
445 - Arcing, shorted electrical equipment	1
651 - Smoke scare, odor of smoke	1
733 - Smoke detector activation due to malfunction	1
743 - Smoke detector activation, no fire - unintentional	1
745 - Alarm system activation, no fire - unintentional	1
911 - Citizen complaint	1
<b># Incidents for Kennett Square: 12</b>	
<b>Municipality: LONDON BRITAIN (TOWNSHIP OF)</b>	
621 - Wrong location	1
<b># Incidents for London Britain (Township of): 1</b>	
<b>Municipality: LONDON GROVE (TOWNSHIP OF)</b>	
551 - Assist police or other governmental agency	1
<b># Incidents for London Grove (Township of): 1</b>	
<b>Municipality: LOWER OXFORD (TOWNSHIP OF)</b>	
161 - Outside storage fire	1

<b># Incidents for Lower Oxford (Township of):</b>		<b>1</b>
<b>Municipality: MIDDLETOWN (TOWNSHIP OF)</b>		
571 - Cover assignment, standby, moveup		1
<b># Incidents for Middletown (Township of):</b>		<b>1</b>
<b>Municipality: MILL CREEK</b>		
611 - Dispatched & cancelled en route		1
<b># Incidents for Mill Creek:</b>		<b>1</b>
<b>Municipality: NEW GARDEN (TOWNSHIP OF)</b>		
111 - Building fire		1
<b># Incidents for New Garden (Township of):</b>		<b>1</b>
<b>Municipality: PENNSBURY (TOWNSHIP OF)</b>		
361 - Swimming/recreational water areas rescue		1
551 - Assist police or other governmental agency		1
<b># Incidents for Pennsbury (Township of):</b>		<b>2</b>
<b>Municipality: WILMINGTON</b>		
162 - Outside equipment fire		1
412 - Gas leak (natural gas or LPG)		1
<b># Incidents for Wilmington:</b>		<b>2</b>

# Kennett Fire Company

Kennett Square, PA

This report was generated on 8/11/2020 7:38:36 AM



## Incident Type Count per Station for Date Range

Start Date: 07/01/2020 | End Date: 07/31/2020

INCIDENT TYPE	# INCIDENTS
<b>Station: 24 - KENNETT FIRE COMPANY</b>	
100 - Fire, other	1
111 - Building fire	2
161 - Outside storage fire	1
162 - Outside equipment fire	1
311 - Medical assist, assist EMS crew	5
322 - Motor vehicle accident with injuries	3
324 - Motor vehicle accident with no injuries.	2
360 - Water & ice-related rescue, other	1
361 - Swimming/recreational water areas rescue	1
412 - Gas leak (natural gas or LPG)	2
442 - Overheated motor	1
445 - Arcing, shorted electrical equipment	1
551 - Assist police or other governmental agency	3
571 - Cover assignment, standby, moveup	1
611 - Dispatched & cancelled en route	1
621 - Wrong location	1
651 - Smoke scare, odor of smoke	1
733 - Smoke detector activation due to malfunction	3
740 - Unintentional transmission of alarm, other	1
743 - Smoke detector activation, no fire - unintentional	3
745 - Alarm system activation, no fire - unintentional	2
911 - Citizen complaint	1

**# Incidents for 24 - Kennett Fire Company: 38**



# Kennett Fire Company

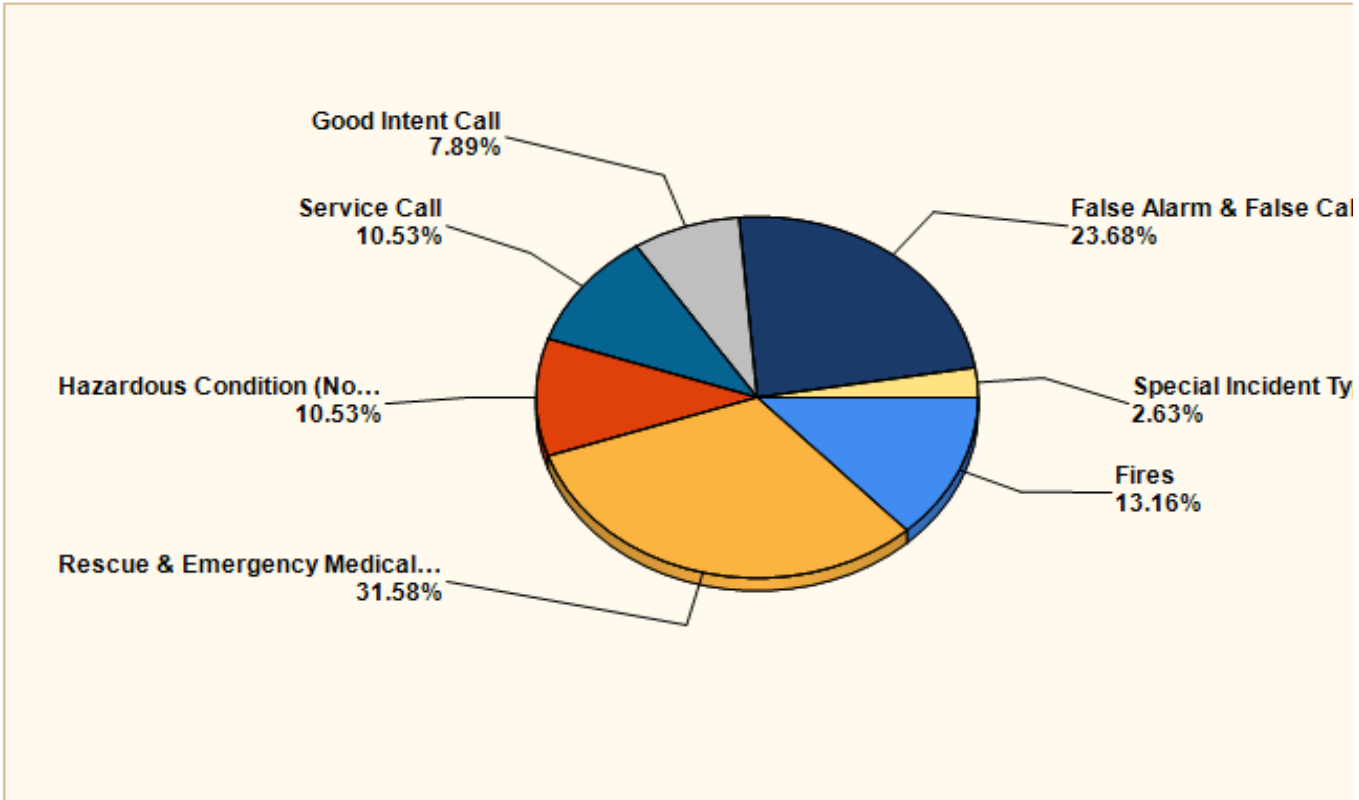
Kennett Square, PA

This report was generated on 8/11/2020 7:45:42 AM



## Breakdown by Major Incident Types for Date Range

Zone(s): All Zones | Start Date: 07/01/2020 | End Date: 07/31/2020



MAJOR INCIDENT TYPE	# INCIDENTS	% of TOTAL
Fires	5	13.16%
Rescue & Emergency Medical Service	12	31.58%
Hazardous Condition (No Fire)	4	10.53%
Service Call	4	10.53%
Good Intent Call	3	7.89%
False Alarm & False Call	9	23.68%
Special Incident Type	1	2.63%
<b>TOTAL</b>	<b>38</b>	<b>100%</b>



II

pe

### Detailed Breakdown by Incident Type

INCIDENT TYPE	# INCIDENTS
100 - Fire, other	1
111 - Building fire	2
161 - Outside storage fire	1
162 - Outside equipment fire	1
311 - Medical assist, assist EMS crew	5
322 - Motor vehicle accident with injuries	3
324 - Motor vehicle accident with no injuries.	2
360 - Water & ice-related rescue, other	1
361 - Swimming/recreational water areas rescue	1
412 - Gas leak (natural gas or LPG)	2
442 - Overheated motor	1
445 - Arcing, shorted electrical equipment	1
551 - Assist police or other governmental agency	3
571 - Cover assignment, standby, moveup	1
611 - Dispatched & cancelled en route	1
621 - Wrong location	1
651 - Smoke scare, odor of smoke	1
733 - Smoke detector activation due to malfunction	3
740 - Unintentional transmission of alarm, other	1
743 - Smoke detector activation, no fire - unintentional	3
745 - Alarm system activation, no fire - unintentional	2
911 - Citizen complaint	1
<b>TOTAL INCIDENTS:</b>	<b>38</b>

% of TOTAL
2.63%
5.26%
2.63%
2.63%
13.16%
7.89%
5.26%
2.63%
2.63%
5.26%
2.63%
2.63%
2.63%
7.89%
2.63%
2.63%
2.63%
2.63%
7.89%
2.63%
7.89%
5.26%
2.63%
<b>100%</b>