



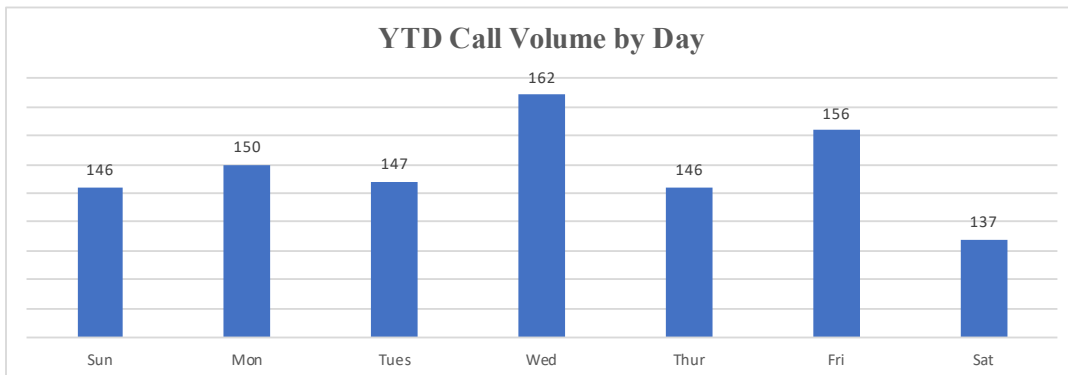
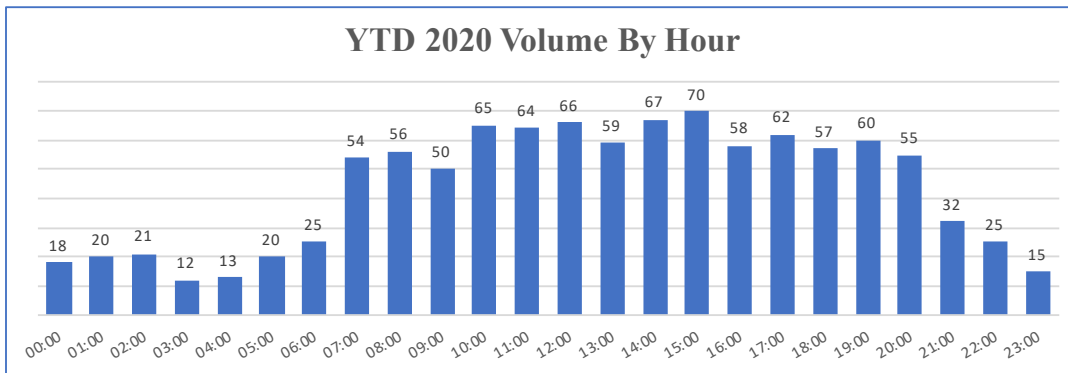
Longwood Fire Company EMS Report 2020



District Total	JAN	FEB	MAR	APR	MAY	JUN	JUL	AUG	SEPT	OCT	NOV	DEC	TOTAL	YTD %
Kennett Sqaure	29	12	27	11	23	25							127	13%
Kennett Township	50	42	38	34	23	33							220	22%
Pocopson	39	32	36	28	22	26							183	18%
East Marlborough	53	42	39	30	45	25							234	23%
Pennsbury Township	24	29	24	21	15	27							140	14%
Newlin	0	2	4	0	3	7							16	2%
Aid Given	16	12	7	8	10	11							64	6%
Missed Calls	8	3	5	6	4	1							27	3%
TOTAL	219	174	180	138	145	155	0	0	0	0	0	0	1011	100%

Handled Outcomes	* Based on Charts written for Incidents													TOTAL	YTD %
BLS Transport	57	39	44	31	23	35								229	35%
ALS Transports	94	76	77	48	61	63								419	65%
Total Transports	151	115	121	79	84	98	0	0	0	0	0	0	648	64%	
Refusals	22	19	19	18	29	20								127	13%
No Services	20	11	13	13	17	11								85	8%
Recalled	22	25	19	17	20	24								127	13%
Other	11	8	3	8	7	7								44	4%
Non Trans. Total	75	63	54	56	73	62	0	0	0	0	0	0	383	38%	
Total Volume	226	178	175	135	157	160	0	0	0	0	0	0	1031		
Scheduled EMS Event	11	2	1	0	0	0								14	

Yearly Call Trends					
Year	2017	2018	2019	2020(YTD)	
Total Calls	2231	2278	2403	1011	



Response Time Averages (June) **Reported in Minutes**					
Dispatch to Enroute	Enroute to Onscene	Dispatch to Onscene	Onscene Time	Transport Time	Dispatch to Available
2.06	6.52	8.48	17.36	22.04	61.36
Max 4	Max 15	Max 25		Max 90	Max 150

ALS vs BLS Dispatch *		
	Total	%
BLS	80	50%
ALS	80	50%
Total	160	100%
*25 Doesn't Track		

BLS Cover Units	
Agency	Total
Kennett	0
Avondale	0
GFAC	0
Concordville	0

ALS Cover Units	
Agency	Total
SCCEMS 94-1	0
SCCEMS 94-2	0
Good Fellowship	1
Concordville	0
New Castle	0

Common Place Incidents		
Name	Total	%
Brandywine Assisted	0	0%
Friends Home	3	2%
Pocopson Home	11	7%
Crosslands	13	8%
Kendal	11	7%
Longwood Gardens	3	2%
Chester County Prison	5	3%
Total	46	

Call Types YTD	
Criteria	
Date From: 01/01/2020	
Date To: 06/30/2020	
ALL by Medical Category	
Group	Count Pct
ALS - Abdominal Pain	25 2.4
ALS - Allergic/Med Reaction	9 0.9
ALS - Assault w/Injury	1 0.1
ALS - Back Pain	3 0.3
ALS - CVA/Stroke	40 3.8
ALS - Cardiac Problems	104 10.0
ALS - Cardiac/Resp Arrest	27 2.6
ALS - Choking	2 0.2
ALS - Diabetic Emergency	17 1.6
ALS - Emotional Disorder	5 0.5
ALS - Equestrian Injury	1 0.1
ALS - Fall	32 3.1
ALS - Hemorrhaging	10 1.0
ALS - Hypotension	12 1.1
ALS - Injured Person	8 0.8
ALS - Maternity/Labor Pains	1 0.1
ALS - Overdose	16 1.5
ALS - Respiratory Difficulty	97 9.3
ALS - Seizures	23 2.2
ALS - Shooting	5 0.5
ALS - Syncope	29 2.8
ALS - Unconscious Person	11 1.1
ALS - Unresponsive Person	21 2.0
Accident - ALS	19 1.8
Accident - BLS	44 4.2
Accident - Entrapment	4 0.4
Accident - Involving Fire	2 0.2
Accident - Pedestrian	3 0.3
Alarm - BLS Medical	14 1.3
Alarm - Carbon Monoxide	4 0.4
BLS - Abdominal Pain	1 0.1
BLS - Abdominal Pain	27 2.6
BLS - Allergic/Med Reaction	2 0.2
BLS - Back Pain	16 1.5
BLS - DOA	7 0.7
BLS - Emotional Disorder	20 1.9
BLS - Equestrian Injury	1 0.1
BLS - Fall / Lift Assist	95 9.1
BLS - Hemorrhaging	14 1.3
BLS - Injured Person	49 4.7
BLS - Maternity/Labor Pain	4 0.4
BLS - Overdose	6 0.6
BLS - Sick Person	121 11.6
BLS - Syncope	11 1.1
BLS - Unknown Nature	11 1.1
EMS - Non-Emergency Trans	1 0.1
EMS - Stand By - Event	12 1.1
EMS - Stand By - Fire	21 2.0
EMS Assist	1 0.1
EMS Relocate	5 0.5
Fire - Hazmat	6 0.6
Fire - Industrial Accident	1 0.1
Fire - Other Type Rescue	2 0.2
Fire - Water Rescue	4 0.4
Lift Assist - No Injury	2 0.2
Sick Person	10 1.0
Stand By - EMS	5 0.5
Total:	1044

Special Activites Report
Car Seat Inspections: 1
We are accepting appts for checks
Training Provided:
Staff Training:
6 Paramedics are doing an online Critical Care Course - 60 Hrs
Special Events Details:
Community Outreach:
*Posted Videos related to COVID on FB
Longwood Gardens Event Hrs = 0

Longwood Fire Company

Kennett Square, PA

This report was generated on 7/13/2020 10:18:56 AM



Incident Type Count per Municipality per Station for Date Range

Start Date: 06/01/2020 | End Date: 06/30/2020

INCIDENT TYPE	# INCIDENTS
MUNICIPALITY: CENTERVILLE	
Station 25 - Station 25:	
611 - Dispatched & cancelled en route	1
# Incidents for 25 - Station 25:	1
# INCIDENTS FOR CENTERVILLE:	1

MUNICIPALITY: CENTREVILLE (CENTERVILLE)	
Station 25 - Station 25:	
600 - Good intent call, other	1
# Incidents for 25 - Station 25:	1
# INCIDENTS FOR CENTREVILLE (CENTERVILLE):	1

MUNICIPALITY: CONCORD (TOWNSHIP OF)	
Station 25 - Station 25:	
363 - Swift water rescue	1
# Incidents for 25 - Station 25:	1
# INCIDENTS FOR CONCORD (TOWNSHIP OF):	1

MUNICIPALITY: EAST BRADFORD (TOWNSHIP OF)	
Station 25 - Station 25:	
611 - Dispatched & cancelled en route	1
# Incidents for 25 - Station 25:	1
# INCIDENTS FOR EAST BRADFORD (TOWNSHIP OF):	1

Only REVIEWED incidents included.

INCIDENT TYPE	# INCIDENTS
MUNICIPALITY: EAST MARLBOROUGH (TOWNSHIP OF)	
Station 25 - Station 25:	
311 - Medical assist, assist EMS crew	1
445 - Arcing, shorted electrical equipment	1
734 - Heat detector activation due to malfunction	1
744 - Detector activation, no fire - unintentional	1
745 - Alarm system activation, no fire - unintentional	1
911 - Citizen complaint	1
# Incidents for 25 - Station 25:	6
# INCIDENTS FOR EAST MARLBOROUGH (TOWNSHIP OF):	6

MUNICIPALITY: FRANKLIN (TOWNSHIP OF)	
Station 25 - Station 25:	
111 - Building fire	1
# Incidents for 25 - Station 25:	1
# INCIDENTS FOR FRANKLIN (TOWNSHIP OF):	1

MUNICIPALITY: FRANKLIN TOWNSHIP	
Station 25 - Station 25:	
111 - Building fire	1
# Incidents for 25 - Station 25:	1
# INCIDENTS FOR FRANKLIN TOWNSHIP:	1

MUNICIPALITY: GRANOGUE	
Station 25 - Station 25:	
611 - Dispatched & cancelled en route	1
# Incidents for 25 - Station 25:	1
# INCIDENTS FOR GRANOGUE:	1

Only REVIEWED incidents included.

INCIDENT TYPE	# INCIDENTS
MUNICIPALITY: GREENVILLE	
Station 25 - Station 25:	
111 - Building fire	1
# Incidents for 25 - Station 25:	1
# INCIDENTS FOR GREENVILLE:	1

MUNICIPALITY: HOCKESSIN	
Station 25 - Station 25:	
611 - Dispatched & cancelled en route	1
# Incidents for 25 - Station 25:	1
# INCIDENTS FOR HOCKESSIN:	1

MUNICIPALITY: KENNETT (TOWNSHIP OF)	
Station 25 - Station 25:	
611 - Dispatched & cancelled en route	1
621 - Wrong location	1
733 - Smoke detector activation due to malfunction	1
740 - Unintentional transmission of alarm, other	1
743 - Smoke detector activation, no fire - unintentional	2
744 - Detector activation, no fire - unintentional	1
745 - Alarm system activation, no fire - unintentional	2
900 - Special type of incident, other	1
# Incidents for 25 - Station 25:	10
# INCIDENTS FOR KENNETT (TOWNSHIP OF):	10

MUNICIPALITY: KENNETT SQUARE	
Station 25 - Station 25:	
311 - Medical assist, assist EMS crew	1
# Incidents for 25 - Station 25:	1
# INCIDENTS FOR KENNETT SQUARE:	1

Only REVIEWED incidents included.

INCIDENT TYPE	# INCIDENTS
MUNICIPALITY: OXFORD	
Station 25 - Station 25:	
571 - Cover assignment, standby, moveup	1
# Incidents for 25 - Station 25:	1
# INCIDENTS FOR OXFORD:	1

MUNICIPALITY: PARADISE (TOWNSHIP OF)	
Station 25 - Station 25:	
352 - Extrication of victim(s) from vehicle	1
# Incidents for 25 - Station 25:	1
# INCIDENTS FOR PARADISE (TOWNSHIP OF):	1

MUNICIPALITY: PENNSBURY (TOWNSHIP OF)	
Station 25 - Station 25:	
113 - Cooking fire, confined to container	1
131 - Passenger vehicle fire	1
322 - Motor vehicle accident with injuries	1
324 - Motor vehicle accident with no injuries.	1
363 - Swift water rescue	1
444 - Power line down	2
621 - Wrong location	1
743 - Smoke detector activation, no fire - unintentional	1
744 - Detector activation, no fire - unintentional	1
745 - Alarm system activation, no fire - unintentional	1
# Incidents for 25 - Station 25:	11
# INCIDENTS FOR PENNSBURY (TOWNSHIP OF):	11

MUNICIPALITY: POCOPSON (TOWNSHIP OF)	
Station 25 - Station 25:	
311 - Medical assist, assist EMS crew	1
322 - Motor vehicle accident with injuries	1
361 - Swimming/recreational water areas rescue	1
441 - Heat from short circuit (wiring), defective/worn	1
733 - Smoke detector activation due to malfunction	3

Only REVIEWED incidents included.

INCIDENT TYPE	# INCIDENTS
743 - Smoke detector activation, no fire - unintentional	1
# Incidents for 25 - Station 25:	8
# INCIDENTS FOR POCOPSON (TOWNSHIP OF):	8

MUNICIPALITY: WEST GROVE	
Station 25 - Station 25:	
611 - Dispatched & cancelled en route	1
# Incidents for 25 - Station 25:	1
# INCIDENTS FOR WEST GROVE:	1

MUNICIPALITY: WILMINGTON	
Station 25 - Station 25:	
611 - Dispatched & cancelled en route	1
733 - Smoke detector activation due to malfunction	2
# Incidents for 25 - Station 25:	3
# INCIDENTS FOR WILMINGTON:	3

Only REVIEWED incidents included.

Longwood Fire Company

Kennett Square, PA

This report was generated on 7/13/2020 10:12:08 AM



Incident Count by Weekday and Hour for Zone for Shift for Date Range

Shift(s): All Shifts | Zone: All Zones | Start Date: 06/01/2020 | End Date: 06/30/2020

Hour	Sun	Mon	Tue	Wed	Thu	Fri	Sat
00:00	0	0	0	0	0	1	0
01:00	0	0	1	0	1	0	0
02:00	0	0	0	0	0	0	0
03:00	0	0	1	0	0	0	0
04:00	0	0	0	0	0	0	0
05:00	0	0	0	0	0	0	0
06:00	0	0	0	0	0	0	1
07:00	0	0	0	0	0	1	0
08:00	0	0	0	2	0	0	0
09:00	0	0	1	0	0	2	0
10:00	0	0	0	1	1	0	0
11:00	0	0	1	0	1	0	0
12:00	0	4	0	1	0	0	0
13:00	0	0	1	1	1	0	0
14:00	0	0	0	0	1	0	0
15:00	1	1	0	2	0	0	0
16:00	0	1	0	0	1	0	0
17:00	0	0	0	1	0	2	0
18:00	1	0	0	1	1	1	1
19:00	1	2	0	0	0	1	0
20:00	2	0	0	1	1	0	0
21:00	0	1	1	0	0	0	0
22:00	0	0	2	0	1	0	0
23:00	0	0	0	0	0	0	0
Total Responses for Day	5	9	8	10	9	8	2
% of Responses for Day	40.00%	44.44%	25.00%	20.00%	11.11%	25.00%	50.00%
% of Responses for Week	9.80%	17.65%	15.69%	19.61%	17.65%	15.69%	3.92%

Hour	Total per Hour	Percent
00:00	1	1.96%
01:00	2	3.92%
02:00	0	0.00%
03:00	1	1.96%
04:00	0	0.00%
05:00	0	0.00%
06:00	1	1.96%
07:00	1	1.96%
08:00	2	3.92%
09:00	3	5.88%
10:00	2	3.92%
11:00	2	3.92%
12:00	5	9.80%
13:00	3	5.88%
14:00	1	1.96%
15:00	4	7.84%
16:00	2	3.92%
17:00	3	5.88%
18:00	5	9.80%
19:00	4	7.84%
20:00	4	7.84%
21:00	2	3.92%
22:00	3	5.88%
23:00	0	0.00%
Total	51	100.00%

Incident Count by Weekday and Hour for Zone, for Shift and Date Range. Zone information is defined on the Basic Info 3 screen of an incident. Only REVIEWED incidents included. Maximum call volumes for each day are shown with a RED background, and maximum call volumes for each hour are shown with a BLUE background. "% of Responses for Day" indicates the maximum hourly call volume as percentage of total calls for the day of the week. "% of Responses for Week" indicates the total number of calls for the day of the week as a percentage of total calls.

Longwood Fire Company

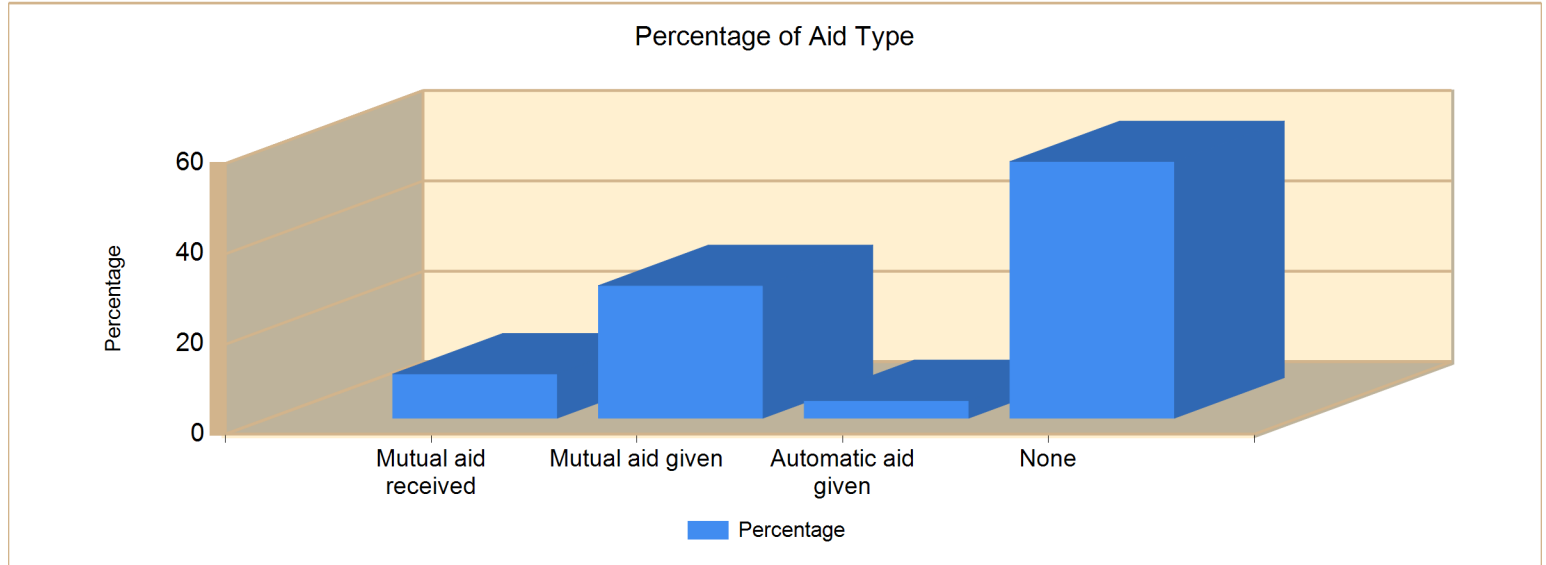
Kennett Square, PA

This report was generated on 7/13/2020 10:20:34 AM



Count of Aid Given and Received for Incidents for Date Range

Start Date: 06/01/2020 | End Date: 06/30/2020



AID TYPE	TOTAL	% of TOTAL
Mutual aid received	5	9.8%
Mutual aid given	15	29.4%
Automatic aid given	2	3.9%
None	29	56.9%

Only REVIEWED incidents included