



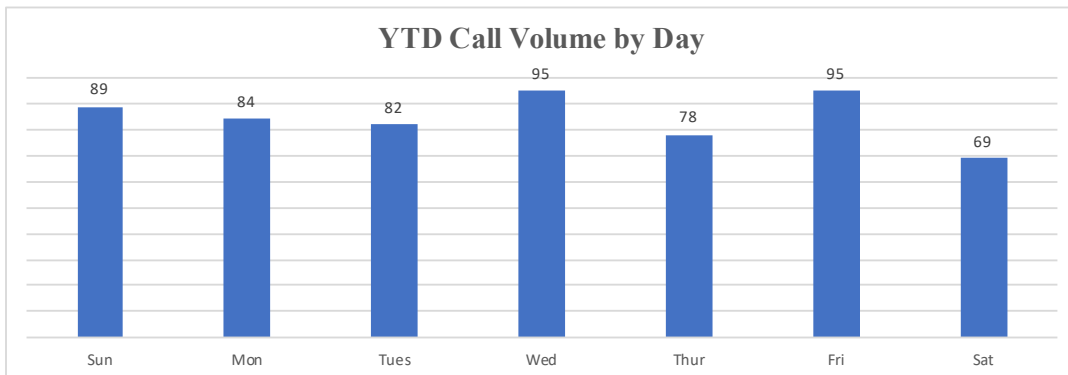
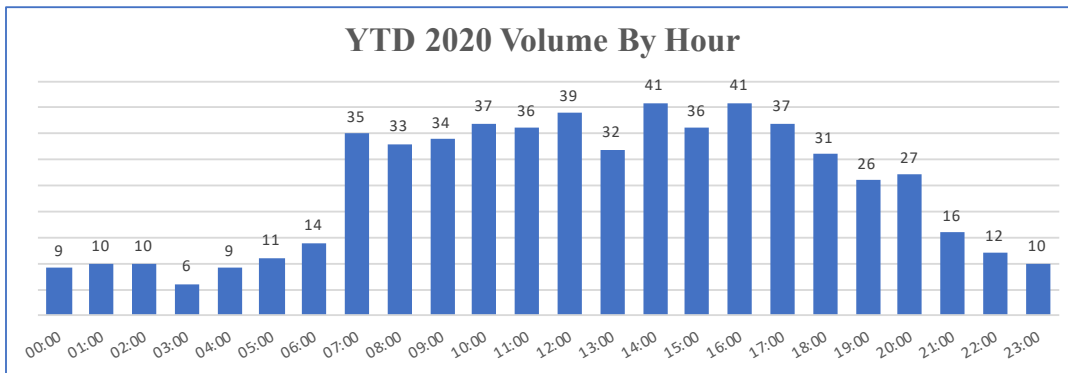
Longwood Fire Company EMS Report 2020



District Total	JAN	FEB	MAR	APR	MAY	JUN	JUL	AUG	SEPT	OCT	NOV	DEC	TOTAL	YTD %
Kennett Sqaure	29	12	27										68	12%
Kennett Township	50	42	38										130	23%
Pocopson	39	32	36										107	19%
East Marlborough	53	42	39										134	23%
Pennsbury Township	24	29	24										77	13%
Newlin	0	2	4										6	1%
Aid Given	16	12	7										35	6%
Missed Calls	8	3	5										16	3%
TOTAL	219	174	180	0	0	0	0	0	0	0	0	0	573	100%

Handled Outcomes	* Based on Charts written for Incidents												TOTAL	YTD %	
BLS Transport	57	39	44											140	36%
ALS Transports	94	76	77											247	64%
Total Transports	151	115	121	0	0	0	0	0	0	0	0	0	387	68%	
Refusals	22	19	19											60	10%
No Services	20	11	13											44	8%
Recalled	22	25	19											66	12%
Other	11	8	3											22	4%
Non Trans. Total	75	63	54	0	0	0	0	0	0	0	0	0	192	34%	
Total Volume	226	178	175	0	0	0	0	0	0	0	0	0	579		
Scheduled EMS Event	11	2	1										14		

Yearly Call Trends					
Year	2017	2018	2019	2020(YTD)	
Total Calls	2231	2278	2403	573	



Response Time Averages (YTD) **Reported in Minutes**					
Dispatch to Enroute	Enroute to Onscene	Dispatch to Onscene	Onscene Time	Transport Time	Dispatch to Available
2.16	5.94	7.86	15.29	23.47	67.22
Max 4	Max 15	Max 25		Max 90	Max 150

ALS vs BLS Dispatch *		
	Total	%
BLS	90	50%
ALS	90	50%
Total	180	100%
*25 Doesn't Track		

BLS Cover Units	
Agency	Total
Kennett	6
Avondale	0
West Grove	0
New Castle	0

ALS Cover Units	
Agency	Total
SCCEMS 94-1	0
SCCEMS 94-2	0
Good Fellowship	1
Delaware County	0
New Castle	0

Common Place Incidents		
Name	Total	%
Brandywine Assisted	2	1%
Friends Home	0	0%
Pocopson Home	14	8%
Crosslands	9	5%
Kendal	9	5%
Longwood Gardens	1	1%
Chester County Prison	10	6%
Total	45	

Call Types YTD		
Criteria	Count	Pct
Date From: 01/01/2020		
Date To: 03/31/2020		
ALL by Medical Category		
Group	Count	Pct
ALS - Abdominal Pain	10	1.7
ALS - Allergic/Med Reaction	5	0.8
ALS - Assault w/Injury	1	0.2
ALS - Back Pain	1	0.2
ALS - CVA/Stroke	24	4.1
ALS - Cardiac Problems	64	10.8
ALS - Cardiac/Resp Arrest	13	2.2
ALS - Choking	1	0.2
ALS - Diabetic Emergency	11	1.9
ALS - Emotional Disorder	4	0.7
ALS - Equestrian Injury	1	0.2
ALS - Fall	14	2.4
ALS - Hemorrhaging	5	0.8
ALS - Hypotension	6	1.0
ALS - Injured Person	5	0.8
ALS - Overdose	6	1.0
ALS - Respiratory Difficulty	54	9.1
ALS - Seizures	11	1.9
ALS - Shooting	4	0.7
ALS - Syncope	17	2.9
ALS - Unconscious Person	9	1.5
ALS - Unresponsive Person	9	1.5
Accident - ALS	12	2.0
Accident - BLS	24	4.1
Accident - Entrapment	1	0.2
Accident - Involving Fire	2	0.3
Accident - Pedestrian	1	0.2
Alarm - BLS Medical	7	1.2
Alarm - Carbon Monoxide	4	0.7
BLS - Abdominal Pain	1	0.2
BLS - Abdominal Pain	12	2.0
BLS - Back Pain	7	1.2
BLS - DDA	3	0.5
BLS - Emotional Disorder	11	1.9
BLS - Fall / L/R Assist	54	9.1
BLS - Hemorrhaging	8	1.4
BLS - Injured Person	34	5.7
BLS - Maternity/Labor Pain	3	0.5
BLS - Overdose	3	0.5
BLS - Sick Person	71	12.0
BLS - Syncope	8	1.4
BLS - Unknown Nature	8	1.4
EHS - Non-Emergency Trans	1	0.2
EMS - Stand By - Event	10	1.7
EMS - Stand By - Fire	8	1.4
EMS Assist	1	0.2
EMS Relocate	5	0.8
Fire - Industrial Accident	1	0.2
L/R Assist - No Injury	2	0.3
Sick Person	10	1.7
Stand By - EMS	5	0.8
Total:	592	

Special Activities Report
Car Seat Inspections: 1
Training Provided:
3/9 CPR - UCFSD Nurses
3/11 - First Aid - LW Gardens ERT Crew
Classes/Car Seats and Outreach after 3/11 were cancelled do to COVID
Staff Training:
3/9 & 3/10 AMLS Training 8 Students
Special Events Details:
3/7 UHS Band Standby
Community Outreach:
Longwood Gardens Event Hrs: = 0

Longwood Fire Company

Kennett Square, PA

This report was generated on 4/13/2020 2:15:02 PM



Incident Count by Weekday and Hour for Zone for Shift for Date Range

Shift(s): All Shifts | Zone: All Zones | Start Date: 03/01/2020 | End Date: 03/31/2020

Hour	Sun	Mon	Tue	Wed	Thu	Fri	Sat
00:00	0	0	0	0	0	0	0
01:00	0	0	0	0	0	0	0
02:00	0	0	0	0	1	0	0
03:00	0	0	0	0	0	0	0
04:00	0	0	0	0	0	1	0
05:00	0	0	0	0	0	0	0
06:00	0	0	0	1	0	0	0
07:00	0	0	0	0	0	0	0
08:00	1	1	1	0	0	1	0
09:00	0	1	0	0	1	0	2
10:00	1	1	0	1	0	0	0
11:00	0	0	1	0	1	0	1
12:00	1	0	0	0	0	1	0
13:00	0	1	2	1	0	1	0
14:00	1	0	0	1	0	0	0
15:00	0	3	1	0	0	0	0
16:00	0	1	1	0	1	1	0
17:00	0	1	0	0	1	0	1
18:00	1	1	0	0	1	0	1
19:00	1	1	0	1	1	0	1
20:00	0	0	0	0	1	0	0
21:00	0	0	0	0	1	0	0
22:00	0	0	0	0	0	0	0
23:00	0	0	1	0	1	0	0
Total Responses for Day	6	11	7	5	10	5	6
% of Responses for Day	16.67%	27.27%	28.57%	20.00%	10.00%	20.00%	33.33%
% of Responses for Week	12.00%	22.00%	14.00%	10.00%	20.00%	10.00%	12.00%

Hour	Total per Hour	Percent
00:00	0	0.00%
01:00	0	0.00%
02:00	1	2.00%
03:00	0	0.00%
04:00	1	2.00%
05:00	0	0.00%
06:00	1	2.00%
07:00	0	0.00%
08:00	4	8.00%
09:00	4	8.00%
10:00	3	6.00%
11:00	3	6.00%
12:00	2	4.00%
13:00	5	10.00%
14:00	2	4.00%
15:00	4	8.00%
16:00	4	8.00%
17:00	3	6.00%
18:00	4	8.00%
19:00	5	10.00%
20:00	1	2.00%
21:00	1	2.00%
22:00	0	0.00%
23:00	2	4.00%
Total	50	100.00%

Incident Count by Weekday and Hour for Zone, for Shift and Date Range. Zone information is defined on the Basic Info 3 screen of an incident. Only REVIEWED incidents included. Maximum call volumes for each day are shown with a RED background, and maximum call volumes for each hour are shown with a BLUE background. "% of Responses for Day" indicates the maximum hourly call volume as percentage of total calls for the day of the week. "% of Responses for Week" indicates the total number of calls for the day of the week as a percentage of total calls.

Longwood Fire Company

Kennett Square, PA

This report was generated on 4/13/2020 2:13:08 PM



Incident Type Count per Municipality per Station for Date Range

Start Date: 03/01/2020 | End Date: 03/31/2020

INCIDENT TYPE	# INCIDENTS
MUNICIPALITY: CONCORD (TOWNSHIP OF)	
Station 25 - Station 25:	
142 - Brush or brush-and-grass mixture fire	1
412 - Gas leak (natural gas or LPG)	1
651 - Smoke scare, odor of smoke	1
# Incidents for 25 - Station 25:	3
# INCIDENTS FOR CONCORD (TOWNSHIP OF):	3

MUNICIPALITY: EAST MARLBOROUGH (TOWNSHIP OF)	
Station 25 - Station 25:	
311 - Medical assist, assist EMS crew	5
324 - Motor vehicle accident with no injuries.	1
412 - Gas leak (natural gas or LPG)	1
553 - Public service	1
611 - Dispatched & cancelled en route	2
651 - Smoke scare, odor of smoke	1
735 - Alarm system sounded due to malfunction	1
743 - Smoke detector activation, no fire - unintentional	1
745 - Alarm system activation, no fire - unintentional	1
746 - Carbon monoxide detector activation, no CO	1
# Incidents for 25 - Station 25:	15
# INCIDENTS FOR EAST MARLBOROUGH (TOWNSHIP OF):	15

MUNICIPALITY: KENNETT (TOWNSHIP OF)	
Station 25 - Station 25:	
324 - Motor vehicle accident with no injuries.	1
611 - Dispatched & cancelled en route	1
714 - Central station, malicious false alarm	1

Only REVIEWED incidents included.

INCIDENT TYPE	# INCIDENTS
733 - Smoke detector activation due to malfunction	1
736 - CO detector activation due to malfunction	3
743 - Smoke detector activation, no fire - unintentional	1
# Incidents for 25 - Station 25:	8
# INCIDENTS FOR KENNETT (TOWNSHIP OF):	8

MUNICIPALITY: KENNETT SQUARE	
Station 25 - Station 25:	
571 - Cover assignment, standby, moveup	1
# Incidents for 25 - Station 25:	1
# INCIDENTS FOR KENNETT SQUARE:	1

MUNICIPALITY: NEW CASTLE (COUNTY)	
Station 25 - Station 25:	
611 - Dispatched & cancelled en route	3
733 - Smoke detector activation due to malfunction	2
# Incidents for 25 - Station 25:	5
# INCIDENTS FOR NEW CASTLE (COUNTY):	5

MUNICIPALITY: NEW GARDEN (TOWNSHIP OF)	
Station 25 - Station 25:	
111 - Building fire	1
# Incidents for 25 - Station 25:	1
# INCIDENTS FOR NEW GARDEN (TOWNSHIP OF):	1

MUNICIPALITY: NEWLIN (TOWNSHIP OF)	
Station 25 - Station 25:	
733 - Smoke detector activation due to malfunction	1
# Incidents for 25 - Station 25:	1
# INCIDENTS FOR NEWLIN (TOWNSHIP OF):	1

Only REVIEWED incidents included.

INCIDENT TYPE	# INCIDENTS
MUNICIPALITY: PENNSBURY (TOWNSHIP OF)	
Station 25 - Station 25:	
324 - Motor vehicle accident with no injuries.	1
412 - Gas leak (natural gas or LPG)	1
561 - Unauthorized burning	1
733 - Smoke detector activation due to malfunction	1
735 - Alarm system sounded due to malfunction	1
743 - Smoke detector activation, no fire - unintentional	2
# Incidents for 25 - Station 25:	7
# INCIDENTS FOR PENNSBURY (TOWNSHIP OF):	7

MUNICIPALITY: POCOPSON (TOWNSHIP OF)	
Station 25 - Station 25:	
311 - Medical assist, assist EMS crew	1
324 - Motor vehicle accident with no injuries.	1
743 - Smoke detector activation, no fire - unintentional	3
745 - Alarm system activation, no fire - unintentional	2
# Incidents for 25 - Station 25:	7
# INCIDENTS FOR POCOPSON (TOWNSHIP OF):	7

MUNICIPALITY: WEST GROVE	
Station 25 - Station 25:	
611 - Dispatched & cancelled en route	1
# Incidents for 25 - Station 25:	1
# INCIDENTS FOR WEST GROVE:	1

MUNICIPALITY: WEST MARLBOROUGH (TOWNSHIP OF)	
Station 25 - Station 25:	
611 - Dispatched & cancelled en route	1
# Incidents for 25 - Station 25:	1
# INCIDENTS FOR WEST MARLBOROUGH (TOWNSHIP OF):	1

Only REVIEWED incidents included.

Longwood Fire Company

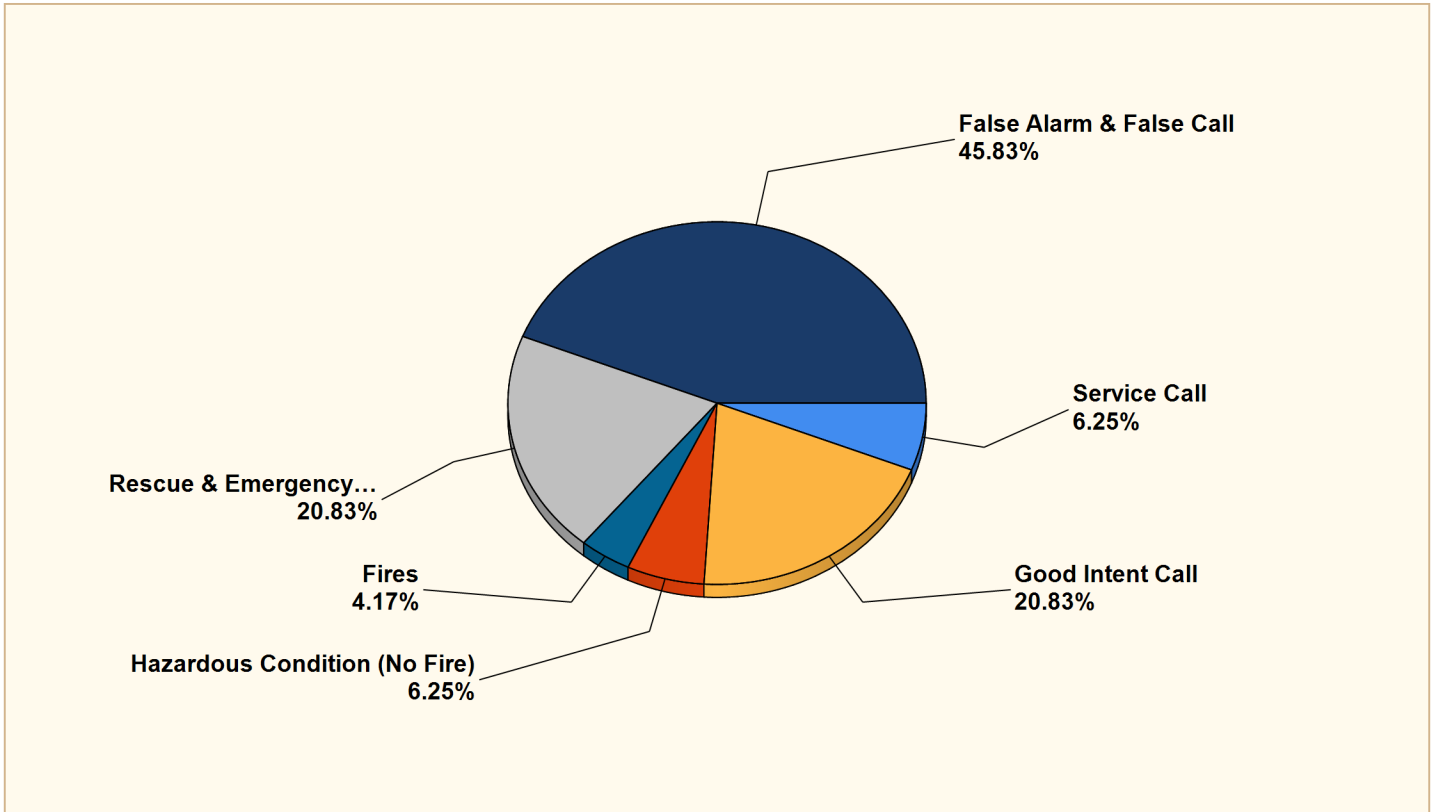
Kennett Square, PA

This report was generated on 4/13/2020 2:14:11 PM



Breakdown by Major Incident Types for Date Range

Zone(s): All Zones | Start Date: 03/01/2020 | End Date: 03/31/2020



MAJOR INCIDENT TYPE	# INCIDENTS	% of TOTAL
Fires	2	4.17%
Rescue & Emergency Medical Service	10	20.83%
Hazardous Condition (No Fire)	3	6.25%
Service Call	3	6.25%
Good Intent Call	10	20.83%
False Alarm & False Call	22	45.83%
TOTAL	50	100.00%

Only REVIEWED and/or LOCKED IMPORTED incidents are included. Summary results for a major incident type are not displayed if the count is zero.

Detailed Breakdown by Incident Type

INCIDENT TYPE	# INCIDENTS	% of TOTAL
111 - Building fire	1	2.00%
142 - Brush or brush-and-grass mixture fire	1	2.00%
311 - Medical assist, assist EMS crew	6	12.00%
324 - Motor vehicle accident with no injuries.	4	8.00%
412 - Gas leak (natural gas or LPG)	3	6.00%
553 - Public service	1	2.00%
561 - Unauthorized burning	1	2.00%
571 - Cover assignment, standby, moveup	1	2.00%
611 - Dispatched & cancelled en route	8	16.00%
651 - Smoke scare, odor of smoke	2	4.00%
714 - Central station, malicious false alarm	1	2.00%
733 - Smoke detector activation due to malfunction	5	10.00%
735 - Alarm system sounded due to malfunction	2	4.00%
736 - CO detector activation due to malfunction	3	6.00%
743 - Smoke detector activation, no fire - unintentional	7	14.00%
745 - Alarm system activation, no fire - unintentional	3	6.00%
746 - Carbon monoxide detector activation, no CO	1	2.00%
TOTAL INCIDENTS:	50	100.00%

Only REVIEWED and/or LOCKED IMPORTED incidents are included. Summary results for a major incident type are not displayed if the count is zero.

Longwood Fire Company

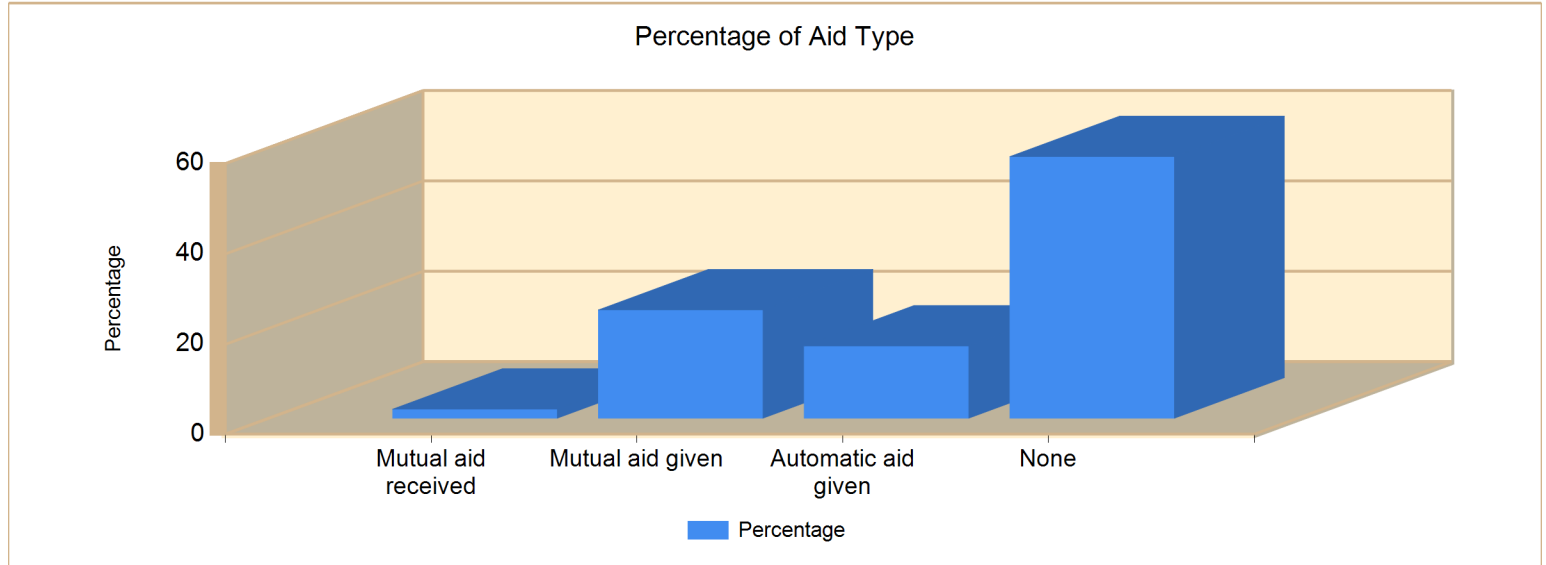
Kennett Square, PA

This report was generated on 4/13/2020 2:15:22 PM



Count of Aid Given and Received for Incidents for Date Range

Start Date: 03/01/2020 | End Date: 03/31/2020



AID TYPE	TOTAL	% of TOTAL
Mutual aid received	1	2.0%
Mutual aid given	12	24.0%
Automatic aid given	8	16.0%
None	29	58.0%

Only REVIEWED incidents included