

Kennett Fire Company EMS Report

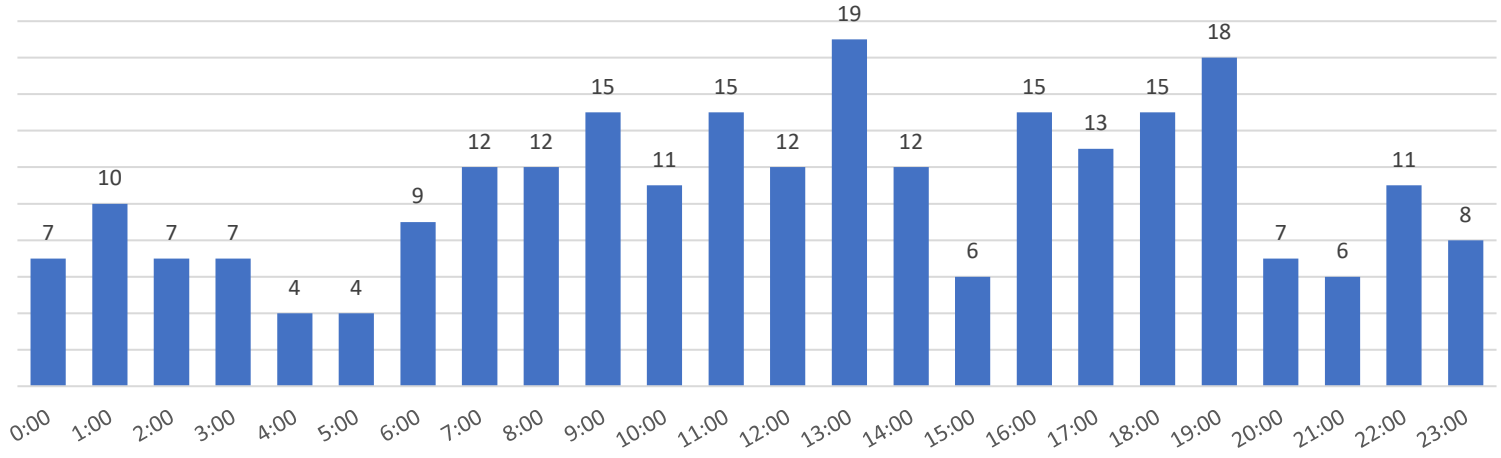
District Total	JAN	FEB	MAR	APR	MAY	JUN	JUL	AUG	SEPT	OCT	NOV	DEC	TOTAL	YTD %
Kennett Sqaure	36	35	42											0%
Kennett Township	48	33	27											0%
Pocopson	4	1	1											0%
East Marlborough	6	3	2											0%
Pennsbury Township	0	4	1											0%
Newlin	0	0	0											0%
Aid Given	3	3	6											0%
Missed Calls	3	3	0											0%
TOTAL	100	82	79	0	0	0	0	0	0	0	0	0	261	100%

Handled Outcomes															
BLS Transport	34	25	27												50%
ALS Transports	36	24	25												50%
Total Transports	70	49	52	0	0	0	0	0	0	0	0	0	0	171	66%
Refusals	10	10	12												12%
No Services	14	15	13												16%
Recalled	3	4	2												3%
Other	0	1	0												0%
Non Trans. Total	27	30	27	0	0	0	0	0	0	0	0	0	0	84	32%
Total Volume	97	79	79	0	0	0	0	0	0	0	0	0	0	255	100%

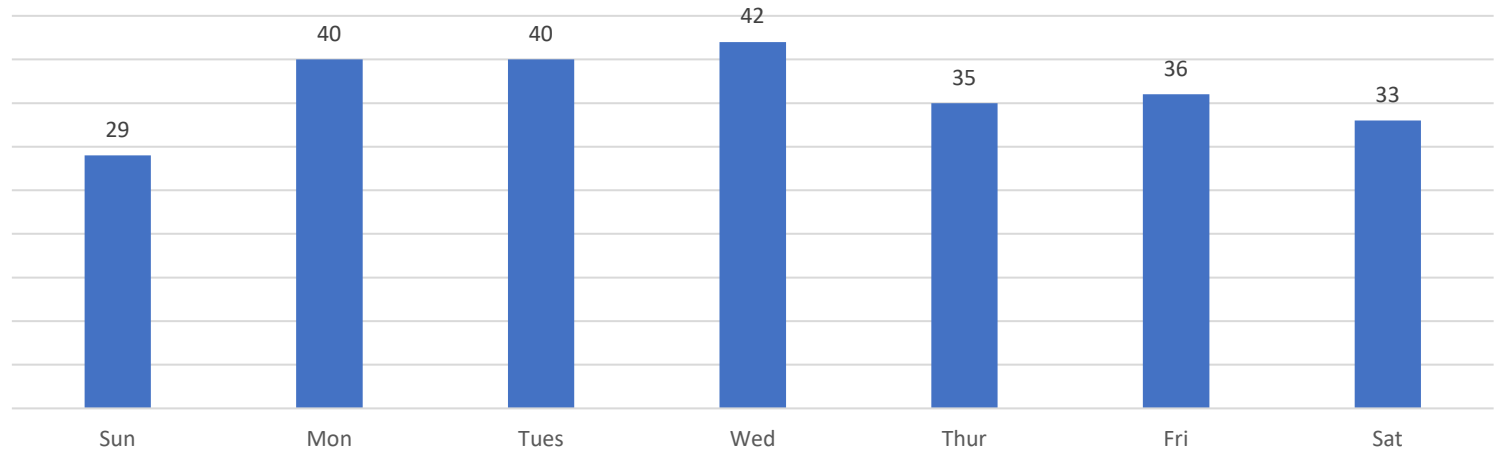
Yearly Call Trends

	Year	2017	2018	2019	2020(YTD)
Total Calls		1096	1136	1276	261

YTD Volume By Hour



YTD Call Volume by Day



Response Time Averages (YTD) **Reported in Minutes**					
Dispatch to Enroute	Enroute to Onscene	Dispatch to Onscene	Onscene Time	Transport Time	Dispatch to Available
1.6	4.4	6.2	19.3	23.3	66
Max 4	Max 15	Max 25			Max 150

ALS vs BLS Dispatch		
	Total	%
BLS	43	54%
ALS	36	46%
Total	79	100%
ALS Released	13	36%
ALS Added	5	12%

Covering Agencies	
Agency	Total
Longwood	6
Avondale	5
West Grove	0
New Castle	0
Other	0

ALS Usage	
Longwood	21
SCCEMS	2
Good Fellowship	0
Delaware County	2
New Castle	0

Common Place Incidents		
Name	Total	%
Brandywine Assisted	2	3%
Friends Home	5	6%
Pocopson Home	0	0%
Crosslands	0	0%
Kendal	1	1%
Longwood Gardens	0	0%
Chester County Prison	0	0%
Total	8	

0:00	7	Sun	29
1:00	10	Mon	40
2:00	7	Tues	40
3:00	7	Wed	42
4:00	4	Thur	35
5:00	4	Fri	36
6:00	9	Sat	33
7:00	12		
8:00	12		
9:00	15		
10:00	11		
11:00	15		
12:00	12		
13:00	19		
14:00	12		
15:00	6		
16:00	15		
17:00	13		
18:00	15		
19:00	18		
20:00	7		
21:00	6		
22:00	11		
23:00	8		

25	33	22	21										76	88.4
94	3	3	2										8	9.3
55	0	0	0										0	0
NCC	0	0	0										0	0
Delco	0	0	2										2	2.33
Covered														
Sta. 25	9	10	6										25	
Sta. 23	4	2	5										11	
Sta. 22	0	1	0										1	
NCC19	0	0	0										0	
Other	0	0	0										0	
Total Covers	13	13	11	0	0	0	0	0	0	0	0	0	37	14.5

%
%

%

%
%
%

%
%
%
%
%

%

Hospital Transport Break Down									
	JAN	FEB	MAR	APR	MAY	JUN	JUL	AUG	SEPT
CCH	33	29	23						
JRH	25	12	19						
CER	5	4	7						
AID	3	4	2						
WILM	2	0	1						
RMH	0	0	0						
PMH	1	0	0						
CCMC	1	0	0						
BMH	0	0	0						
REF	10	10	12						
N/S	14	15	13						
REC	3	4	2						
Stanby	0	1	0						
TOTAL	97	79	79	0	0	0	0	0	0

ALS vs BLS Dispatch Break Down									
	JAN	FEB	MAR	APR	MAY	JUN	JUL	AUG	SEPT
ALS	57	32	36						
BLS	40	47	43						
TOTAL	97	79	79	0	0	0	0	0	0

Released vs Upgraded ALS									
	JAN	FEB	MAR	APR	MAY	JUN	JUL	AUG	SEPT
Released	18	7	13						
Upgraded	1	5	5						

Response Averages									
	JAN	FEB	MAR	APR	MAY	JUN	JUL	AUG	SEPT
DISP-ER	1.6	1.7	1.6						
DISP-AR	6.2	6.2	6.2						
ER-AR	4.4	4.4	4.4						
AR-TR	17.7	18.3	19.3						
TR-TA	23.4	23.7	23.3						
DISP-AOR	68.8	67	66						

Missed Calls									
	JAN	FEB	MAR	APR	MAY	JUN	JUL	AUG	SEPT
Missed	3	3	0						

Transports	3	2	0						
------------	---	---	---	--	--	--	--	--	--

OCT	NOV	DEC	TOTAL	
			85	33.3 %
			56	22 %
			16	6.27 %
			9	3.53 %
			3	1.18 %
			0	0 %
			1	0.39 %
			1	0.39 %
			0	
			32	12.5 %
			42	16.5 %
			9	3.53 %
			1	
	TOTAL		255	
0	0	0	255	

OCT	NOV	DEC	TOTAL	
			125	49 %
			130	51 %
0	0	0	255	

OCT	NOV	DEC	TOTAL	
			38	14.9 %
			11	4.31 %

OCT	NOV	DEC	

OCT	NOV	DEC	TOTAL
			6

			5
--	--	--	---

Kennett Fire Company

Kennett Square, PA

This report was generated on 4/9/2020 7:56:18 AM

Incident Type Count per Municipality per Station for Date Range

Start Date: 03/01/2020 | End Date: 03/31/2020

INCIDENT TYPE	# INCIDENTS
MUNICIPALITY: CHADDS FORD	
Station 24 - Kennett Fire Company:	
142 - Brush or brush-and-grass mixture fire	1
# Incidents for 24 - Kennett Fire Company:	1
# INCIDENTS FOR CHADDS FORD:	1

MUNICIPALITY: FRANKLIN (TOWNSHIP OF)	
Station 24 - Kennett Fire Company:	
611 - Dispatched & cancelled en route	1
# Incidents for 24 - Kennett Fire Company:	1
# INCIDENTS FOR FRANKLIN (TOWNSHIP OF):	1

MUNICIPALITY: KENNETT (TOWNSHIP OF)	
Station 24 - Kennett Fire Company:	
160 - Special outside fire, other	1
322 - Motor vehicle accident with injuries	1
445 - Arcing, shorted electrical equipment	1
# Incidents for 24 - Kennett Fire Company:	3
# INCIDENTS FOR KENNETT (TOWNSHIP OF):	3

MUNICIPALITY: KENNETT SQUARE	
Station 24 - Kennett Fire Company:	
311 - Medical assist, assist EMS crew	1
324 - Motor vehicle accident with no injuries.	1
551 - Assist police or other governmental agency	1
900 - Special type of incident, other	1
# Incidents for 24 - Kennett Fire Company:	4
# INCIDENTS FOR KENNETT SQUARE:	4

MUNICIPALITY: LONDON GROVE (TOWNSHIP OF)	
Station 24 - Kennett Fire Company:	
551 - Assist police or other governmental agency	1
# Incidents for 24 - Kennett Fire Company:	1

Only REVIEWED incidents included.

# INCIDENTS FOR LONDON GROVE (TOWNSHIP OF):	1
--	----------

MUNICIPALITY: NEW GARDEN (TOWNSHIP OF)

Station 24 - Kennett Fire Company:

111 - Building fire	1
# Incidents for 24 - Kennett Fire Company:	1

# INCIDENTS FOR NEW GARDEN (TOWNSHIP OF):	1
--	----------

Only REVIEWED incidents included.



Only REVIEWED incidents included.

Only REVIEWED incidents included.

Kennett Fire Company

Kennett Square, PA

This report was generated on 4/9/2020 7:54:25 AM



Incident Type Count per Station for Incident Status

Incident Status: Reviewed | Start Date: 03/01/2020 | End Date: 03/31/2020

INCIDENT TYPE
Station: 24 - Kennett Fire Company
Incident Status: Reviewed
111 - Building fire
142 - Brush or brush-and-grass mixture fire
160 - Special outside fire, other
311 - Medical assist, assist EMS crew
322 - Motor vehicle accident with injuries
324 - Motor vehicle accident with no injuries.
445 - Arcing, shorted electrical equipment
551 - Assist police or other governmental agency
611 - Dispatched & cancelled en route
900 - Special type of incident, other
Total Reviewed Incidents for 24 - Kennett Fire Company:

Displays a count of each Incident Type for the selected Date Range,
grouped by Station and Incident Status.



INCIDENTS
1
1
1
1
1
1
1
1
2
1
1
11

Displays a count of each Incident Type for the selected Date Range, grouped by Station and Incident Status.

Kennett Fire Company

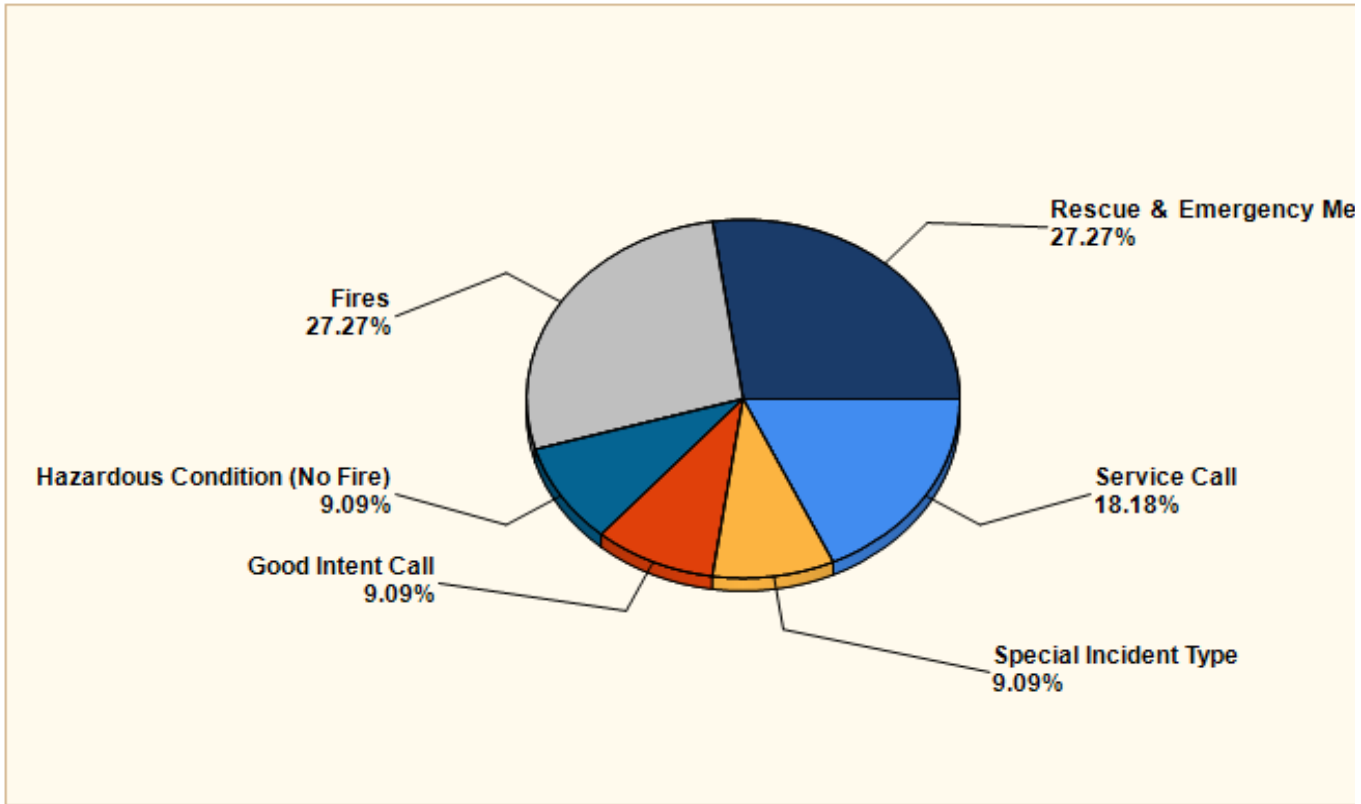
Kennett Square, PA

This report was generated on 4/9/2020 7:57:12 AM



Breakdown by Major Incident Types for Date Range

Zone(s): All Zones | Start Date: 03/01/2020 | End Date: 03/31/2020



MAJOR INCIDENT TYPE	# INCIDENTS	% of TOTAL
Fires	3	27.27%
Rescue & Emergency Medical Service	3	27.27%
Hazardous Condition (No Fire)	1	9.09%
Service Call	2	18.18%
Good Intent Call	1	9.09%
Special Incident Type	1	9.09%
TOTAL	11	100.00%



Medical...

Detailed Breakdown by Incident Type

INCIDENT TYPE	# INCIDENTS
111 - Building fire	1
142 - Brush or brush-and-grass mixture fire	1
160 - Special outside fire, other	1
311 - Medical assist, assist EMS crew	1
322 - Motor vehicle accident with injuries	1
324 - Motor vehicle accident with no injuries.	1
445 - Arcing, shorted electrical equipment	1
551 - Assist police or other governmental agency	2
611 - Dispatched & cancelled en route	1
900 - Special type of incident, other	1
TOTAL INCIDENTS:	11

% of TOTAL
9.09%
9.09%
9.09%
9.09%
9.09%
9.09%
9.09%
9.09%
18.18%
9.09%
9.09%
100.00%