



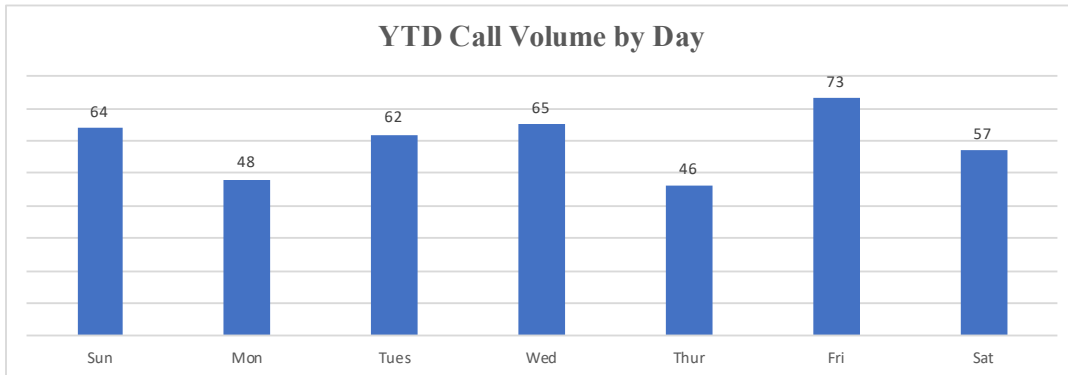
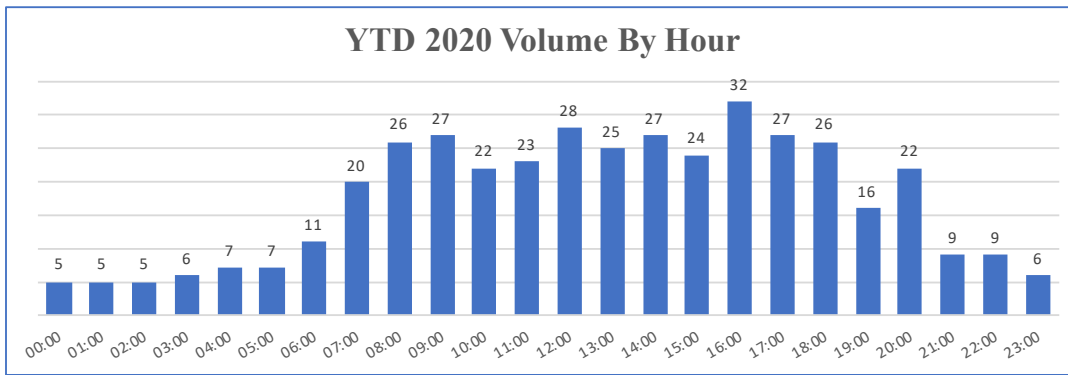
Longwood Fire Company EMS Report 2020



District Total	JAN	FEB	MAR	APR	MAY	JUN	JUL	AUG	SEPT	OCT	NOV	DEC	TOTAL	YTD %
Kennett Sqaure	29	12											41	10%
Kennett Township	50	42											92	23%
Pocopson	39	32											71	18%
East Marlborough	53	42											95	24%
Pennsbury Township	24	29											53	13%
Newlin	0	2											2	1%
Aid Given	16	12											28	7%
Missed Calls	8	3											11	3%
TOTAL	219	174	0	0	0	0	0	0	0	0	0	0	393	100%

Handled Outcomes	* Based on Charts written for Incidents														
BLS Transport	57	39												96	36%
ALS Transports	94	76												170	64%
Total Transports	151	115	0	0	0	0	0	0	0	0	0	0	266	68%	
Refusals	22	19												41	10%
No Services	20	11												31	8%
Recalled	22	25												47	12%
Other	11	8												19	5%
Non Trans. Total	75	63	0	0	0	0	0	0	0	0	0	0	138	35%	
Total Volume	226	178	0	0	0	0	0	0	0	0	0	0	404		
Scheduled EMS Event	11	2											13		

Yearly Call Trends					
Year	2017	2018	2019	2020(YTD)	
Total Calls	2231	2278	2403	393	



Response Time Averages (YTD) **Reported in Minutes**					
Dispatch to Enroute	Enroute to Onscene	Dispatch to Onscene	Onscene Time	Transport Time	Dispatch to Available
2.16	5.82	7.57	16.82	24.02	65.77
Max 4	Max 15	Max 25		Max 90	Max 150

ALS vs BLS Dispatch *		
	Total	%
BLS	87	50%
ALS	87	50%
Total	174	100%
*25 Doesn't Track		

BLS Cover Units	
Agency	Total
Kennett	4
Avondale	1
West Grove	0
New Castle	0

ALS Cover Units	
Agency	Total
SCCEMS 94-1	0
SCCEMS 94-2	1
Good Fellowship	0
Delaware County	0
New Castle	0

Common Place Incidents		
Name	Total	%
Brandywine Assisted	2	1%
Friends Home	0	0%
Pocopson Home	15	9%
Crosslands	17	10%
Kendal	8	5%
Longwood Gardens	1	1%
Chester County Prison	6	3%
Total	49	

Call Types YTD		
Group	Count	Pct
ALS - Cardiac Problems	47	11.3
BLS - Sick Person	42	10.1
BLS - Fall / Lift Assist	36	8.7
ALS - Respiratory Difficulty	33	8.0
BLS - Injured Person	25	6.0
Accident - BLS	21	5.1
ALS - CVA/Stroke	15	3.6
ALS - Syncope	13	3.1
Accident - ALS	12	2.9
ALS - Fall	12	2.9
EMS - Stand By - Event	10	2.4
ALS - Seizures	10	2.4
ALS - Cardiac/Resp Arrest	10	2.4
EMS - Stand By - Fire	8	1.9
BLS - Emotional Disorder	8	1.9
BLS - Abdominal Pain	8	1.9
ALS - Abdominal Pain	8	1.9
BLS - Unknown Nature	7	1.7
BLS - Back Pain	7	1.7
ALS - Unresponsive Person	7	1.7
ALS - Unconscious Person	7	1.7
BLS - Syncope	6	1.4
BLS - Hemorrhaging	5	1.2
ALS - Diabetic Emergency	5	1.2
Stand By - EMS	4	1.0
EMS Relocate	4	1.0
ALS - Hemorrhaging	4	1.0
ALS - Allergic/Med Reaction	4	1.0
Sick Person	3	0.7
BLS - DOA	3	0.7
Alarm - BLS Medical	3	0.7
ALS - Overdose	3	0.7
ALS - Injured Person	3	0.7
ALS - Hypotension	3	0.7
Lift Assist - No Injury	2	0.5
BLS - Maternity/Labor Pain	2	0.5
Alarm - Carbon Monoxide	2	0.5
ALS - Shooting	2	0.5
ALS - Emotional Disorder	2	0.5
Fire - Industrial Accident	1	0.2
EMS - Non-Emergency Trans	1	0.2
BLS - Overdose	1	0.2
BLS - Abdominal Pain	1	0.2
Accident - Involving Fire	1	0.2
Accident - Entrapment	1	0.2
ALS - Equestrian Injury	1	0.2
ALS - Choking	1	0.2
ALS - Back Pain	1	0.2
Total:	415	

Special Activities Report
Car Seat Inspections: 4
Training Provided:
2/3 CPR/First Aid - KTPD
2/10 CPR/First Aid - Po-Mar-Lin FC
2/13 CPR/First Aid - American Mushroom
2/25 CPR/First Aid - Longwood Gardens
2/25 CPR/First Aid - Community
Staff Training:
2/29 Finished 30 Hr Refresher Series
Special Events Details:
2 Prescheduled Transports for Pocopson Home
Community Outreach:
2/24 Hands only CPR - 12 Students
Longwood Gardens Event Hrs: = 0

Longwood Fire Company

Kennett Square, PA

This report was generated on 3/6/2020 9:00:38 AM



Incident Count by Weekday and Hour for Zone for Shift for Date Range

Shift(s): All Shifts | Zone: All Zones | Start Date: 02/01/2020 | End Date: 02/29/2020

Hour	Sun	Mon	Tue	Wed	Thu	Fri	Sat
00:00	0	0	0	0	0	0	1
01:00	0	0	0	0	0	0	0
02:00	0	0	0	0	0	0	0
03:00	0	0	0	1	0	1	0
04:00	0	0	0	0	0	0	0
05:00	0	0	0	0	0	0	0
06:00	0	0	0	0	1	0	0
07:00	0	1	0	1	0	0	0
08:00	0	0	2	0	1	0	0
09:00	0	0	0	0	1	1	0
10:00	0	0	0	0	0	0	1
11:00	0	0	0	0	1	0	1
12:00	0	0	1	0	0	0	0
13:00	0	0	1	2	0	0	1
14:00	1	0	0	3	0	1	0
15:00	0	0	1	0	0	1	0
16:00	0	1	0	4	1	2	0
17:00	1	0	0	0	0	0	0
18:00	2	1	2	0	1	2	2
19:00	0	0	0	0	0	0	0
20:00	0	2	0	0	0	1	0
21:00	0	3	0	0	0	0	0
22:00	0	0	0	0	0	0	0
23:00	0	0	0	0	0	0	0
Total Responses for Day	4	8	7	11	6	9	6
% of Responses for Day	50.00%	37.50%	28.57%	36.36%	16.67%	22.22%	33.33%
% of Responses for Week	7.84%	15.69%	13.73%	21.57%	11.76%	17.65%	11.76%

Hour	Total per Hour	Percent
00:00	1	1.96%
01:00	0	0.00%
02:00	0	0.00%
03:00	2	3.92%
04:00	0	0.00%
05:00	0	0.00%
06:00	1	1.96%
07:00	2	3.92%
08:00	3	5.88%
09:00	2	3.92%
10:00	1	1.96%
11:00	2	3.92%
12:00	1	1.96%
13:00	4	7.84%
14:00	5	9.80%
15:00	2	3.92%
16:00	8	15.69%
17:00	1	1.96%
18:00	10	19.61%
19:00	0	0.00%
20:00	3	5.88%
21:00	3	5.88%
22:00	0	0.00%
23:00	0	0.00%
Total	51	100.00%

Incident Count by Weekday and Hour for Zone, for Shift and Date Range. Zone information is defined on the Basic Info 3 screen of an incident. Only REVIEWED incidents included. Maximum call volumes for each day are shown with a RED background, and maximum call volumes for each hour are shown with a BLUE background. "% of Responses for Day" indicates the maximum hourly call volume as percentage of total calls for the day of the week. "% of Responses for Week" indicates the total number of calls for the day of the week as a percentage of total calls.

Longwood Fire Company

Kennett Square, PA

This report was generated on 3/6/2020 9:01:23 AM



Incident Type Count per Municipality per Station for Date Range

Start Date: 02/01/2020 | End Date: 02/29/2020

INCIDENT TYPE	# INCIDENTS
MUNICIPALITY: CONCORD (TOWNSHIP OF)	
Station 25 - Station 25:	
111 - Building fire	2
142 - Brush or brush-and-grass mixture fire	2
311 - Medical assist, assist EMS crew	1
651 - Smoke scare, odor of smoke	1
# Incidents for 25 - Station 25:	6
# INCIDENTS FOR CONCORD (TOWNSHIP OF):	6

MUNICIPALITY: EAST BRADFORD (TOWNSHIP OF)	
Station 25 - Station 25:	
111 - Building fire	1
# Incidents for 25 - Station 25:	1
# INCIDENTS FOR EAST BRADFORD (TOWNSHIP OF):	1

MUNICIPALITY: EAST MARLBOROUGH (TOWNSHIP OF)	
Station 25 - Station 25:	
311 - Medical assist, assist EMS crew	5
324 - Motor vehicle accident with no injuries.	2
424 - Carbon monoxide incident	1
671 - HazMat release investigation w/no HazMat	1
733 - Smoke detector activation due to malfunction	1
736 - CO detector activation due to malfunction	1
# Incidents for 25 - Station 25:	11
# INCIDENTS FOR EAST MARLBOROUGH (TOWNSHIP OF):	11

Only REVIEWED incidents included.

INCIDENT TYPE	# INCIDENTS
MUNICIPALITY: EAST NOTTINGHAM (TOWNSHIP OF)	
Station 25 - Station 25:	
111 - Building fire	1
# Incidents for 25 - Station 25:	1
# INCIDENTS FOR EAST NOTTINGHAM (TOWNSHIP OF):	1

MUNICIPALITY: KENNETT (TOWNSHIP OF)	
Station 25 - Station 25:	
311 - Medical assist, assist EMS crew	1
322 - Motor vehicle accident with injuries	2
324 - Motor vehicle accident with no injuries.	3
411 - Gasoline or other flammable liquid spill	1
611 - Dispatched & cancelled en route	1
733 - Smoke detector activation due to malfunction	1
743 - Smoke detector activation, no fire - unintentional	1
# Incidents for 25 - Station 25:	10
# INCIDENTS FOR KENNETT (TOWNSHIP OF):	10

MUNICIPALITY: KENNETT SQUARE	
Station 25 - Station 25:	
111 - Building fire	1
# Incidents for 25 - Station 25:	1
# INCIDENTS FOR KENNETT SQUARE:	1

MUNICIPALITY: LONDONDERRY (TOWNSHIP OF)	
Station 25 - Station 25:	
111 - Building fire	1
# Incidents for 25 - Station 25:	1
# INCIDENTS FOR LONDONDERRY (TOWNSHIP OF):	1

Only REVIEWED incidents included.

INCIDENT TYPE	# INCIDENTS
MUNICIPALITY: NEW CASTLE (COUNTY)	
Station 25 - Station 25:	
322 - Motor vehicle accident with injuries	1
# Incidents for 25 - Station 25:	1
# INCIDENTS FOR NEW CASTLE (COUNTY):	1

MUNICIPALITY: NEW GARDEN (TOWNSHIP OF)	
Station 25 - Station 25:	
652 - Steam, vapor, fog or dust thought to be smoke	1
# Incidents for 25 - Station 25:	1
# INCIDENTS FOR NEW GARDEN (TOWNSHIP OF):	1

MUNICIPALITY: PENNSBURY (TOWNSHIP OF)	
Station 25 - Station 25:	
111 - Building fire	1
311 - Medical assist, assist EMS crew	3
322 - Motor vehicle accident with injuries	1
561 - Unauthorized burning	1
733 - Smoke detector activation due to malfunction	1
743 - Smoke detector activation, no fire - unintentional	1
# Incidents for 25 - Station 25:	8
# INCIDENTS FOR PENNSBURY (TOWNSHIP OF):	8

MUNICIPALITY: POCOPSON (TOWNSHIP OF)	
Station 25 - Station 25:	
111 - Building fire	1
131 - Passenger vehicle fire	1
311 - Medical assist, assist EMS crew	3
324 - Motor vehicle accident with no injuries.	1
551 - Assist police or other governmental agency	1
561 - Unauthorized burning	1

Only REVIEWED incidents included.

INCIDENT TYPE	# INCIDENTS
743 - Smoke detector activation, no fire - unintentional	2
# Incidents for 25 - Station 25:	10
# INCIDENTS FOR POCOPSON (TOWNSHIP OF):	10

Only REVIEWED incidents included.

Longwood Fire Company

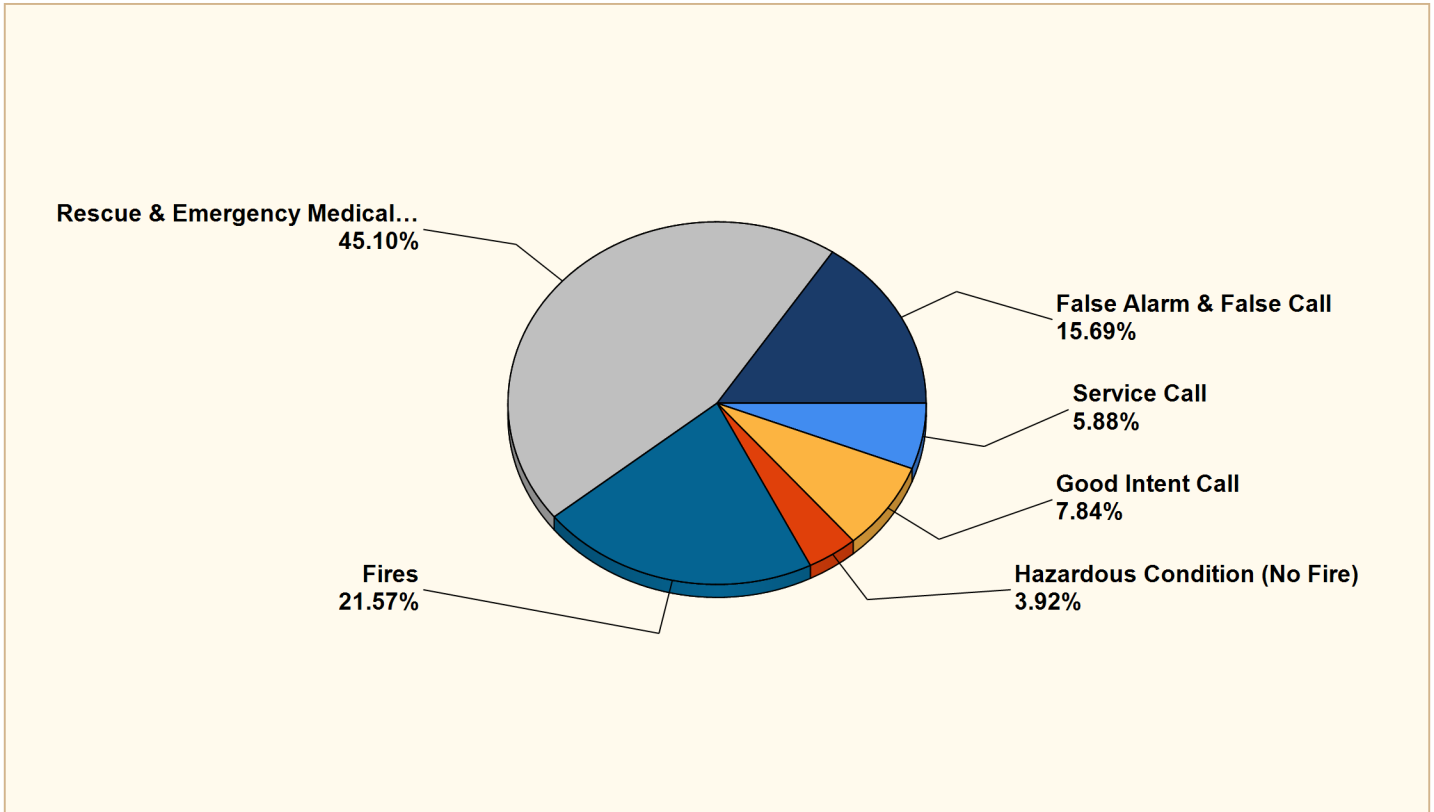
Kennett Square, PA

This report was generated on 3/6/2020 9:01:50 AM



Breakdown by Major Incident Types for Date Range

Zone(s): All Zones | Start Date: 02/01/2020 | End Date: 02/29/2020



MAJOR INCIDENT TYPE	# INCIDENTS	% of TOTAL
Fires	11	21.57%
Rescue & Emergency Medical Service	23	45.10%
Hazardous Condition (No Fire)	2	3.92%
Service Call	3	5.88%
Good Intent Call	4	7.84%
False Alarm & False Call	8	15.69%
TOTAL	51	100.00%

Only REVIEWED incidents included. Summary results for a major incident type are not displayed if the count is zero. Does not include Imported data.

Detailed Breakdown by Incident Type

INCIDENT TYPE	# INCIDENTS	% of TOTAL
111 - Building fire	8	15.69%
131 - Passenger vehicle fire	1	1.96%
142 - Brush or brush-and-grass mixture fire	2	3.92%
311 - Medical assist, assist EMS crew	13	25.49%
322 - Motor vehicle accident with injuries	4	7.84%
324 - Motor vehicle accident with no injuries.	6	11.76%
411 - Gasoline or other flammable liquid spill	1	1.96%
424 - Carbon monoxide incident	1	1.96%
551 - Assist police or other governmental agency	1	1.96%
561 - Unauthorized burning	2	3.92%
611 - Dispatched & cancelled en route	1	1.96%
651 - Smoke scare, odor of smoke	1	1.96%
652 - Steam, vapor, fog or dust thought to be smoke	1	1.96%
671 - HazMat release investigation w/no HazMat	1	1.96%
733 - Smoke detector activation due to malfunction	3	5.88%
736 - CO detector activation due to malfunction	1	1.96%
743 - Smoke detector activation, no fire - unintentional	4	7.84%
TOTAL INCIDENTS:	51	100.00%

Only REVIEWED incidents included. Summary results for a major incident type are not displayed if the count is zero. Does not include Imported data.

Longwood Fire Company

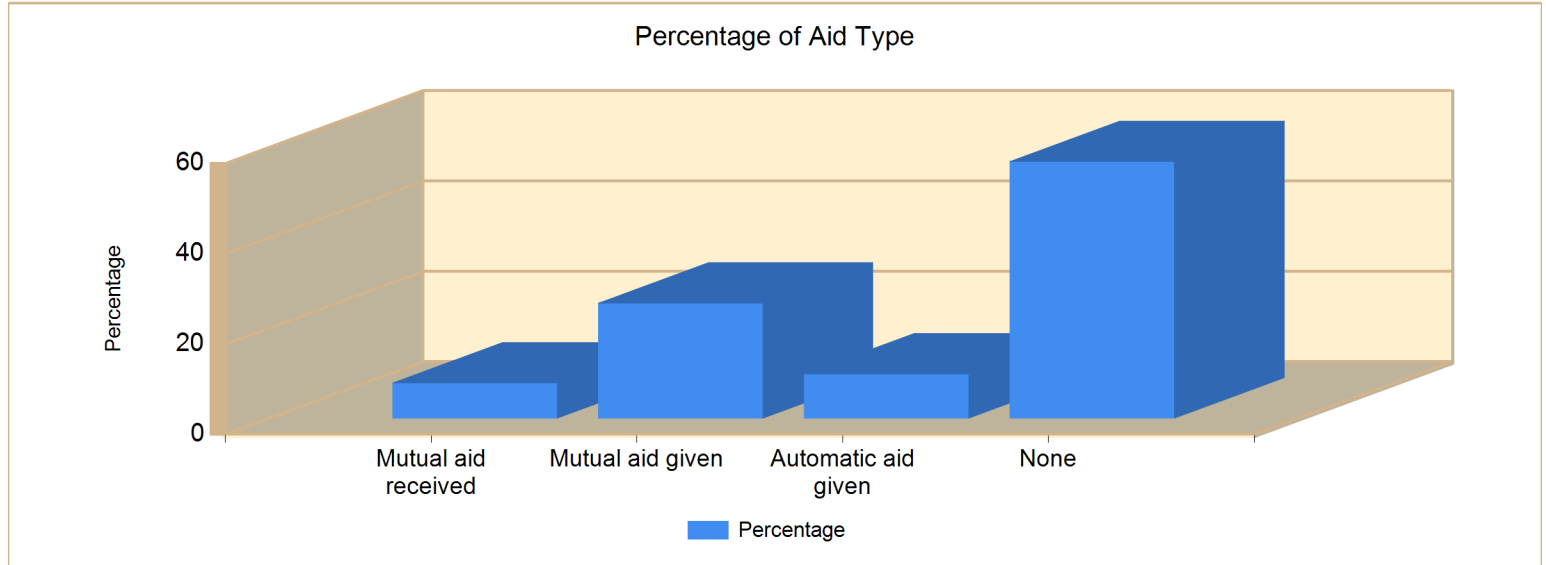
Kennett Square, PA

This report was generated on 3/6/2020 9:03:44 AM



Count of Aid Given and Received for Incidents for Date Range

Start Date: 02/01/2020 | End Date: 02/29/2020



AID TYPE	TOTAL	% of TOTAL
Mutual aid received	4	7.8%
Mutual aid given	13	25.5%
Automatic aid given	5	9.8%
None	29	56.9%

Only REVIEWED incidents included