

Kennett Fire Company EMS Report

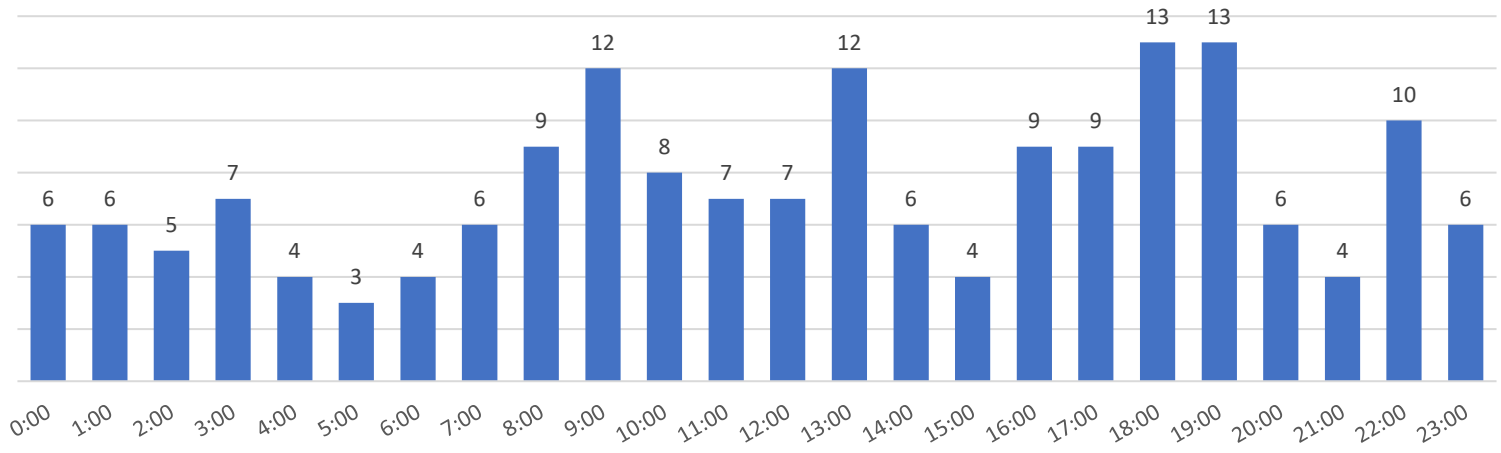
District Total	JAN	FEB	MAR	APR	MAY	JUN	JUL	AUG	SEPT	OCT	NOV	DEC	TOTAL	YTD %
Kennett Sqaure	36	35												0%
Kennett Township	48	33												0%
Pocopson	4	1												0%
East Marlborough	6	3												0%
Pennsbury Township	0	4												0%
Newlin	0	0												0%
Aid Given	3	3												0%
Missed Calls	3	3												0%
TOTAL	100	82	0	0	0	0	0	0	0	0	0	0	182	100%

Handled Outcomes															
BLS Transport	34	25													50%
ALS Transports	36	24													50%
Total Transports	70	49	0	0	0	0	0	0	0	0	0	0	0	119	65%
Refusals	10	10													11%
No Services	14	15													16%
Recalled	3	4													4%
Other	0	1													1%
Non Trans. Total	27	30	0	0	0	0	0	0	0	0	0	0	0	57	31%
Total Volume	97	79	0	0	0	0	0	0	0	0	0	0	0	176	100%

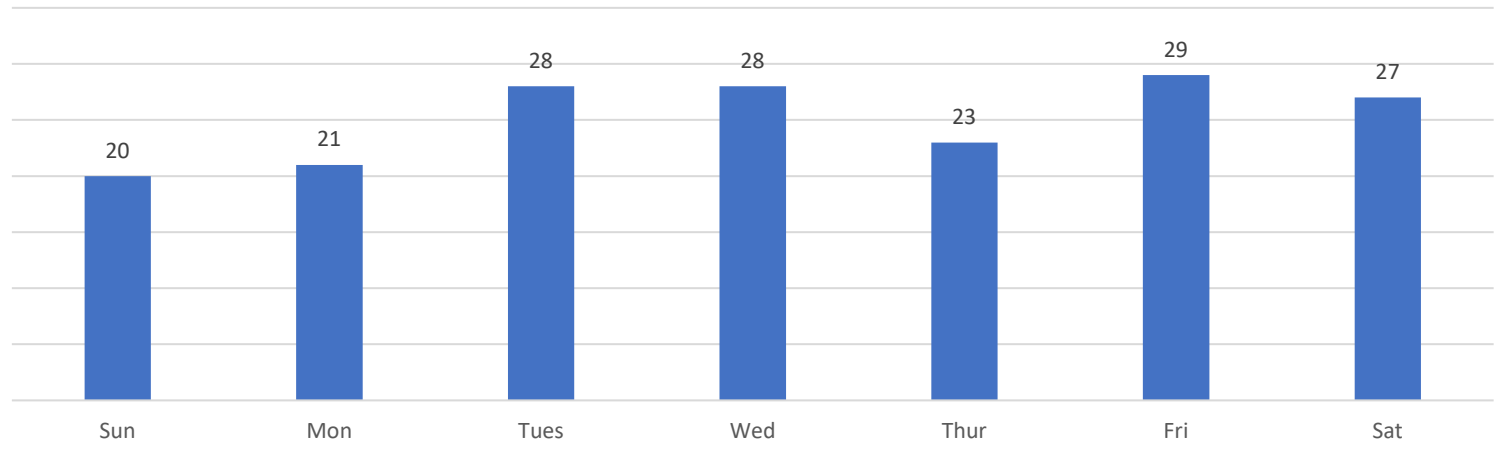
Yearly Call Trends

	Year	2017	2018	2019	2020(YTD)
Total Calls		1096	1136	1276	182

YTD Volume By Hour



YTD Call Volume by Day



Response Time Averages (YTD) **Reported in Minutes**					
Dispatch to Enroute	Enroute to Onscene	Dispatch to Onscene	Onscene Time	Transport Time	Dispatch to Available
1.7	4.4	6.2	18.3	23.7	67
Max 4	Max 15	Max 25			Max 150

ALS vs BLS Dispatch		
	Total	%
BLS	47	59%
ALS	32	41%
Total	79	100%
ALS Released	7	22%
ALS Added	5	11%

Covering Agencies	
Agency	Total
Longwood	10
Avondale	2
West Grove	1
New Castle	0
Other	0

ALS Usage	
Longwood	22
SCCEMS	3
Good Fellowship	0
Delaware County	0
New Castle	0

Common Place Incidents		
Name	Total	%
Brandywine Assisted	7	9%
Friends Home	3	4%
Pocopson Home	0	0%
Crosslands	2	3%
Kendal	0	0%
Longwood Gardens	1	1%
Chester County Prison	0	0%
Total	13	

0:00	6	Sun	20
1:00	6	Mon	21
2:00	5	Tues	28
3:00	7	Wed	28
4:00	4	Thur	23
5:00	3	Fri	29
6:00	4	Sat	27
7:00	6		
8:00	9		
9:00	12		
10:00	8		
11:00	7		
12:00	7		
13:00	12		
14:00	6		
15:00	4		
16:00	9		
17:00	9		
18:00	13		
19:00	13		
20:00	6		
21:00	4		
22:00	10		
23:00	6		

ALS Breakdown														
25	33	22											55	90.2
94	3	3											6	9.84
55	0	0											0	0
NCC	0	0											0	0
Delco	0	0											0	0
Covered														
Sta. 25	9	10											19	
Sta. 23	4	2											6	
Sta. 22	0	1											1	
NCC19	0	0											0	
Other	0	0											0	
Total Covers	13	13	0	0	0	0	0	0	0	0	0	0	26	14.8

%
%

%

%
%
%

%
%
%
%
%

%

Hospital Transport Break Down									
	JAN	FEB	MAR	APR	MAY	JUN	JUL	AUG	SEPT
CCH	33	29							
JRH	25	12							
CER	5	4							
AID	3	4							
WILM	2	0							
RMH	0	0							
PMH	1	0							
CCMC	1	0							
BMH	0	0							
REF	10	10							
N/S	14	15							
REC	3	4							
Stanby	0	1							
TOTAL	97	79	0	0	0	0	0	0	0

ALS vs BLS Dispatch Break Down									
	JAN	FEB	MAR	APR	MAY	JUN	JUL	AUG	SEPT
ALS	57	32							
BLS	40	47							
TOTAL	97	79	0	0	0	0	0	0	0

Released vs Upgraded ALS									
	JAN	FEB	MAR	APR	MAY	JUN	JUL	AUG	SEPT
Released	18	7							
Upgraded	1	5							

Response Averages									
	JAN	FEB	MAR	APR	MAY	JUN	JUL	AUG	SEPT
DISP-ER	1.6	1.7							
DISP-AR	6.2	6.2							
ER-AR	4.4	4.4							
AR-TR	17.7	18.3							
TR-TA	23.4	23.7							
DISP-AOR	68.8	67							

Missed Calls									
	JAN	FEB	MAR	APR	MAY	JUN	JUL	AUG	SEPT
Missed	3	3							

Transports	3	2							
------------	---	---	--	--	--	--	--	--	--

OCT	NOV	DEC	TOTAL	
			62	35.2 %
			37	21 %
			9	5.11 %
			7	3.98 %
			2	1.14 %
			0	0 %
			1	0.57 %
			1	0.57 %
			0	
			20	11.4 %
			29	16.5 %
			7	3.98 %
			1	
	TOTAL		176	
0	0	0	176	

OCT	NOV	DEC	TOTAL	
			89	50.6 %
			87	49.4 %
0	0	0	176	

OCT	NOV	DEC	TOTAL	
			25	14.2 %
			6	3.41 %

OCT	NOV	DEC	

OCT	NOV	DEC	TOTAL
			6

			5
--	--	--	---

Kennett Fire Company

Kennett Square, PA

This report was generated on 3/6/2020 9:01:47 AM



Incident Type Count per Station for Incident Status

Incident Status: Reviewed | Start Date: 02/01/2020 | End Date: 02/29/2020

INCIDENT TYPE	# INCIDENTS
Station: 24 - Kennett Fire Company	
Incident Status: Reviewed	
111 - Building fire	2
140 - Natural vegetation fire, other	1
311 - Medical assist, assist EMS crew	3
322 - Motor vehicle accident with injuries	2
324 - Motor vehicle accident with no injuries.	2
463 - Vehicle accident, general cleanup	2
531 - Smoke or odor removal	1
551 - Assist police or other governmental agency	2
611 - Dispatched & cancelled en route	1
735 - Alarm system sounded due to malfunction	1
736 - CO detector activation due to malfunction	1
740 - Unintentional transmission of alarm, other	1
743 - Smoke detector activation, no fire - unintentional	2
745 - Alarm system activation, no fire - unintentional	1
900 - Special type of incident, other	2
Total Reviewed Incidents for 24 - Kennett Fire Company:	24

Displays a count of each Incident Type for the selected Date Range,
grouped by Station and Incident Status.

Kennett Fire Company

Kennett Square, PA

This report was generated on 3/6/2020 8:59:26 AM



Incident Type per Municipality for Date Range

Start Date: 02/01/2020 | End Date: 02/29/2020

INCIDENT TYPE	# INCIDENTS
Municipality: CONCORD (TOWNSHIP OF)	
140 - Natural vegetation fire, other	1
# Incidents for Concord (Township of):	1
Municipality: KENNETT (TOWNSHIP OF)	
322 - Motor vehicle accident with injuries	2
324 - Motor vehicle accident with no injuries.	2
551 - Assist police or other governmental agency	1
735 - Alarm system sounded due to malfunction	1
740 - Unintentional transmission of alarm, other	1
# Incidents for Kennett (Township of):	7
Municipality: KENNETT SQUARE	
111 - Building fire	1
311 - Medical assist, assist EMS crew	3
463 - Vehicle accident, general cleanup	1
531 - Smoke or odor removal	1
736 - CO detector activation due to malfunction	1
743 - Smoke detector activation, no fire - unintentional	2
745 - Alarm system activation, no fire - unintentional	1
900 - Special type of incident, other	2
# Incidents for Kennett Square:	12
Municipality: NEW GARDEN (TOWNSHIP OF)	
463 - Vehicle accident, general cleanup	1
611 - Dispatched & cancelled en route	1
# Incidents for New Garden (Township of):	2
Municipality: PENNSBURY (TOWNSHIP OF)	
551 - Assist police or other governmental agency	1
# Incidents for Pennsbury (Township of):	1
Municipality: POCOPSON (TOWNSHIP OF)	
111 - Building fire	1
# Incidents for Pocopson (Township of):	1

Kennett Fire Company

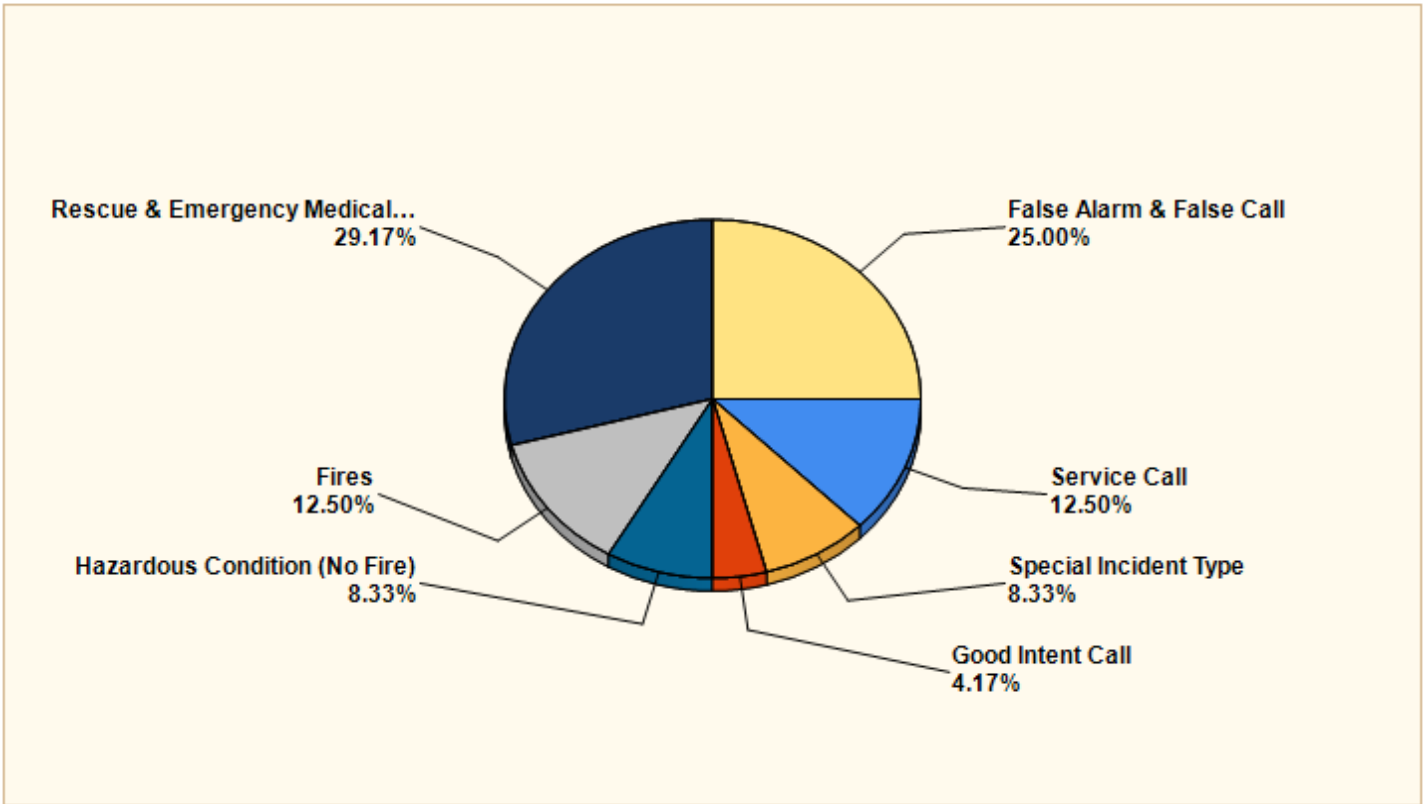
Kennett Square, PA

This report was generated on 3/6/2020 9:03:17 AM



Breakdown by Major Incident Types for Date Range

Zone(s): All Zones | Start Date: 02/01/2020 | End Date: 02/29/2020



MAJOR INCIDENT TYPE	# INCIDENTS	% of TOTAL
Fires	3	12.50%
Rescue & Emergency Medical Service	7	29.17%
Hazardous Condition (No Fire)	2	8.33%
Service Call	3	12.50%
Good Intent Call	1	4.17%
False Alarm & False Call	6	25.00%
Special Incident Type	2	8.33%
TOTAL	24	100.00%

Detailed Breakdown by Incident Type

INCIDENT TYPE	# INCIDENTS
111 - Building fire	2
140 - Natural vegetation fire, other	1
311 - Medical assist, assist EMS crew	3
322 - Motor vehicle accident with injuries	2
324 - Motor vehicle accident with no injuries.	2
463 - Vehicle accident, general cleanup	2
531 - Smoke or odor removal	1
551 - Assist police or other governmental agency	2
611 - Dispatched & cancelled en route	1
735 - Alarm system sounded due to malfunction	1
736 - CO detector activation due to malfunction	1
740 - Unintentional transmission of alarm, other	1
743 - Smoke detector activation, no fire - unintentional	2
745 - Alarm system activation, no fire - unintentional	1
900 - Special type of incident, other	2
TOTAL INCIDENTS:	24

% of TOTAL
8.33%
4.17%
12.50%
8.33%
8.33%
8.33%
4.17%
8.33%
4.17%
4.17%
4.17%
4.17%
4.17%
8.33%
4.17%
8.33%
100.00%